

San Diego Padres

MEDIA GUIDE

2024 Season



Bring Extraordinary Experiences



A photograph of Peter Seidler, a man with a beard and mustache, wearing a grey blazer over a dark sweater and a light blue shirt. He is standing behind a dark wooden podium with a microphone. The podium features a large, gold-colored interlocking 'S' logo. The background is a blurred stadium filled with spectators, with a yellow banner visible that has a circular logo and the text 'HILL & P...'.

PETER SEIDLER

1960-2023



AFFORDABLE, EXPERT-LED PET CARE FOR YOUR ALL-STAR



petco[®]

THE HEALTH +
WELLNESS CO.



TABLE OF CONTENTS

FRONT OFFICE DIRECTORY	4-6	Tatis Jr., Fernando.....	268
EXECUTIVES	9	Thorpe, Drew.....	276
Eric Kutsenda.....	10	Vásquez, Randy.....	278
Erik Greupner.....	11	Wade, Tyler.....	280
A.J. Preller.....	12	Waldron, Matt.....	284
Executives.....	13-22	Watson, Nolan.....	286
MANAGER & STAFF	24	Wilson, Steven.....	288
Mike Shildt.....	25-27	HISTORY & RECORDS	293
Coaching Staff.....	28-37	2023 Season in Review.....	294-295
Major League Support Staff.....	38	Padres in the Postseason.....	296-305
Clubhouse Staff.....	39	Padres Hall of Fame.....	306-309
Baseball Advisors.....	40	Padres Retired Numbers.....	310
Baseball Operations, Research & Development, Systems.....	41	Padres in Cooperstown.....	311
Player Health & Performance.....	42-43	Local Award Winners.....	312
UC San Diego Health.....	44	National League Award Winners.....	313-314
2024 SAN DIEGO PADRES	45	Annual Standings & Home Attendance.....	315-318
Avila, Pedro.....	46	Opening Day History.....	317
Azocar, José.....	50	San Diego Rainouts & Delays.....	318
Bachar, Lake.....	54	Annual Batting Totals.....	323
Batten, Matthew.....	58	Annual Pitching Totals.....	324
Bergert, Ryan.....	62	Annual Batting Leaders.....	325-327
Bogaerts, Xander.....	64	Annual Pitching Leaders.....	328-330
Brito, Jhony.....	74	Career Batting Leaders.....	331
Camarena, Daniel.....	78	Career Pitching Leaders.....	332
Campusano, Luis.....	82	Single-Season Batting Leaders.....	333
Carlton, Drew.....	86	Single-Season Pitching Leaders.....	334
Carpenter, Ryan.....	90	No-Hitter.....	335
Castañón, Marcos.....	94	Low-Hit Games.....	336
Cosgrove, Tom.....	96	Home Run History.....	337
Cronenworth, Jake.....	98	Single-Season Records.....	338-341
Cruz, Yovanny.....	104	Single-Game Records.....	342-343
Darvish, Yu.....	106	Single-Inning Records.....	344
De Los Santos, Enyel.....	116	Doubleheader Records.....	344
Estrada, Jeremiah.....	120	Consecutive Records.....	345-346
Festa, Matt.....	122	Rookie Records.....	346-347
Gillaspie, Logan.....	126	Batting Records by Position.....	348
Go, Woo-Suk.....	128	Relief Pitching Records.....	349
Groome, Jay.....	130	Last Time it Happened.....	350-351
Hernandez, Nick.....	132	Triple Plays.....	351
Higashioka, Kyle.....	134	Padres All-Time Roster.....	352-358
Iriarte, Jairo.....	140	OPPONENTS	359
Jacob, Alek.....	142	All-Time Record vs. Opponents.....	360
Johnson, Bryce.....	144	Annual Record vs. Opponents.....	360-361
Kim, Ha-Seong.....	146	Opponents.....	362-365
King, Michael.....	152	SCOUTING AND PLAYER DEVELOPMENT	366
Kolek, Stephen.....	158	Player Development Staff.....	367
Kopps, Kevin.....	160	Support Staff & Administration.....	368
Krob, Austin.....	162	Sports Medicine & Performance.....	369
Lugo, Moises.....	164	Scouting.....	370
Machado, Manny.....	166	Area Scouts.....	371-372
Marcano, Tucupita.....	176	International Scouting & Operations.....	372-373
Marsee, Jakob.....	180	Professional Scouts.....	374
Martorella, Nathan.....	182	Padres Affiliate History & Coaches.....	375-380
Matsui, Yuki.....	184	Padres Dominican Republic Baseball Park.....	381
Mazur, Adam.....	186	Spring Training/Peoria Sports Complex.....	382
McCoy, Mason.....	188	All-Time Padres First-Round Draft Picks.....	383
Mercado, Óscar.....	190	Minor League Players.....	384-413
Merrill, Jackson.....	194	PETCO PARK	414
Mitchell, Cal.....	196	Ground Rules.....	415
Mondou, Nate.....	200	Park Information.....	416-423
Morejon, Adrian.....	202	Brown Is Back.....	423
Musgrove, Joe.....	206	City Connect.....	424
Nance, Tommy.....	216	Petco Park Firsts.....	425
Ornelas, Tirso.....	218	Petco Park Statues.....	425
Otto, Glenn.....	220	Gallagher Square Renovation.....	426-428
Patiño, Luis.....	224	COMMUNITY	430-436
Pauley, Graham.....	228	MEDIA	438
Peralta, Wandy.....	230	Padres Communications.....	439
Perez Jr., Robert.....	234	Media.....	440
Plawecki, Kevin.....	236	Broadcasters.....	441-444
Profar, Jurickson.....	240	Padres Content.....	444
Reynolds, Sean.....	246	PETCO PARK SEATING CHART	445
Rosario, Eguy.....	248	2024 REGULAR SEASON SCHEDULE	446
Salas, Ethan.....	252		
Sandridge, Jayvien.....	254		
Seagle, Chandler.....	256		
Snelling, Robby.....	258		
Suarez, Robert.....	260		
Sullivan, Brett.....	264		

FRONT OFFICE DIRECTORY

SENIOR EXECUTIVES

Chairman	Eric Kutsenda
Chief Executive Officer	Erik Grupner
President, Baseball Operations & General Manager	A.J. Preller
Chief Operating Officer	Caroline Perry
Executive Vice President, Business Affairs	Sergio del Prado
Executive Vice President, Community & International Impact	Tom Seidler
Senior Vice President, Chief Marketing Officer	Chris Connolly
Senior Vice President, Chief Financial Officer	Greg Massey
Senior Vice President, Ballpark Operations	Ken Kawachi
Senior Vice President, Baseball Operations	Josh Stein
Senior Vice President, People & Culture	Sara Greenspan
Senior Vice President, Special Events	Jaclyn Lash
Senior Vice President, Business Strategy & Analytics	Scott Robish
Senior Vice President, Ticket Sales & Service	Curt Waugh

EXECUTIVE SUPPORT STAFF

Executive Assistant to the Chief Executive Officer	Virginia Schang
Special Assistant to the Chief Executive Officer	Mark Loretta
Executive Assistant to the Chief Operating Officer	Julia Lepore
Executive Assistant to the President of Baseball Operations	Lauren Whatley

ACCOUNTING AND FINANCE

Controller	David Montgomery
Manager, Accounting	Devin Carr
Manager, Accounting	Sherine Abu-Rahma
Manager, Payroll	Ryan Wolcott
Coordinator, Payroll	Lily Castillo
Coordinator, Purchasing & Diverse Business Partner	Doris Middleton
Staff Accountant	Grant Hopkins
Staff Accountant	Mark Trias
Accounts Payable Clerk	Kevin McNamara

BALLPARK MANAGEMENT

Senior Director, Field Operations	Mat Balough
Director, Field Operations	Peter Hayes
Director, Ballpark Operations	Christian Mua
Senior Manager, Event Operations	Kim Seaburg
Senior Manager, Event Security & Operations	Lauren Hall
Manager, Security, Venue Operations & Compliance	Michelle Martinez-LaVetter
Manager, Field Operations	Robert Gladwell
Manager, Event Operations	James Tucker
Manager, Event Operations	Madison Taylor-Hawk
Coordinator, Event Security & Operations	Taylor Lopeman
Assistant, Ballpark Operations	Samantha Skloss
Assistant, Event Operations	Hunter Walsh
Supervisor, Ballpark Security	Ruben Arizmendi
Supervisor, Ballpark Security	Reginald Collins
Supervisor, Ballpark Security	Andres Rivadeneyra
Supervisor, Ballpark Security	Angel Vega Torres
Security Officer Lead	Silvestre Balistreri
Travel Security Representative	Pete Cacheiro

BALLPARK FACILITIES MANAGEMENT

Vice President, Facilities and Special Projects	Randy McWilliams
Director, Facilities Management & Engineering	Daniel Day
Director, Facility Services	Armando Montes
Manager, Ballpark Facilities	Becky Patlan
Chief Engineer	John Cooper
Senior Facilities Engineer	Alberto Canedo
Senior Facilities Engineer	Jose Garcia
Senior Facilities Engineer	Steve Heimer
Senior Facilities Engineer	Gene Leatherwood
Senior Facilities Engineer	Miles Talmont
Facilities Engineer, Refrigeration & HVAC	Maria Lopez
Facilities Engineer	Nicholas Addonizio
Facilities Engineer	Salvador Gomez Diaz
Facilities Engineer	Stephen Gryska
Facilities Engineer	Ethan Hatch
Junior Facilities Engineer	Giovanni Melendrez

BASEBALL OPERATIONS

Vice President, Assistant General Manager	Fred Uhlman, Jr.
Vice President, Baseball Operations	Nick Ennis
Director, Baseball Operations	Allison Luneborg
Senior Advisor/Director of Player Personnel	Logan White
Special Assistant to the General Manager	James Keller
Special Assistant to the General Manager	David Post
Senior Advisor, Baseball Operations & Scouting	Ron Rizzi
Senior Advisor, Baseball Operations	Trevor Hoffman
Senior Advisor, Baseball Operations	Glenn Hoffman
Special Assistant to the General Manager	Moises Afanador
Special Assistant, Baseball Operations	Hideo Nomo
Advisor, Baseball Operations	Chan Ho Park
Advisor, Baseball Operations	Bill Masse

BASEBALL SYSTEMS AND RESEARCH & DEVELOPMENT

Vice President, Baseball Research & Development	Adam Esquer
Vice President, Baseball Systems	Wells Oliver
Director, Sports Science	Nathan Landau
Director, Baseball Research & Development	Cody Zupnick
Asst. Director, Amateur Analysis, Baseball Research & Development	Layne Gross
Senior Analyst, Baseball Research & Development	Mario Paciuc
Senior Analyst, Baseball Research & Development	Joseph Sutcliffe
Senior Manager, Baseball Systems	Garret Doe
Senior Developer, Baseball Systems	Michael Vanger
Developer, Baseball Systems	Gustavo Montalvo
Senior Data Engineer	Mike Peterson
Senior Performance Scientist	Patrick Chervy
Biomechanist, Sports Science	Jesus Ramos
Coordinator, Sports Science	Rebekah Lajoie
Performance Analyst, Sports Science	Chris Apecechea
Performance Analyst, Sports Science	Travis Craven
Performance Analyst, Sports Science	Chris Turrisi
Analyst, Baseball Research & Development	Graham Cartwright
Analyst, Baseball Research & Development	Benjamin Howell
Analyst, Baseball Research & Development	Jeremiah Wilson

MAJOR LEAGUE SUPPORT STAFF

Director, Player & Staff Services	TJ Lasta
Special Assistant, Major League Staff & Baseball Operations	Allen Craig
Special Assistant, Major League Staff & Baseball Operations	A.J. Ellis
Special Assistant, Major League Staff & Baseball Operations	Craig Stammen
Major League Video Coordinator	Joe McAlpin
Major League Assistant Video Coordinator	Adam Hunt
Coordinator, Advance Scouting & Baseball Operations	Jim McKew
Major League Assistant Coach	Scott Stroud
Coordinator, Japanese Player Services	Shingo Horie
Major League Interpreter - Korean	Leo Bae
Major League Interpreter - Korean	David Lee
Major League Interpreter - Japanese	Yusuke Horii
Manager, Clubhouse & Equipment	TJ Laidlaw
Assistant Equipment Manager & Umpire Room Attendant	Tony Petricca
Clubhouse Assistant - Home	James Bigler
Clubhouse Assistant - Home	Josh Vernetti
Clubhouse Assistant - Home	Cole Flint
Clubhouse Assistant - Home	Grant Muenchow
Clubhouse Assistant - Home	Freddy Ochoa
Manager, Visiting Clubhouse	Spencer Dallin
Clubhouse Assistant - Visitor	Brendan McClain
Clubhouse Assistant - Visitor	Nick Johnson
Clubhouse Assistant - Visitor	Ricardo Mendoza
Clubhouse Assistant - Visitor	Raul Leo
Clubhouse Assistant - Visitor	Brett Ralls

MEDICAL AND TRAINING STAFF

Director, Player Health & Performance	Don Tricker
Head Athletic Trainer	Mark Rogow
Major League Assistant Athletic Trainer	Ben Fraser
Major League Assistant Athletic Trainer	Ricky Huerta
Major League Physical Therapist	Scott Hacker
Major League Strength & Conditioning Coach	Jay Young
Major League Strength & Conditioning Coach	Ryo Naito

FRONT OFFICE DIRECTORY

Lead Performance Dietitian	Jaime Gottlieb
Major League Massage Therapist	Ryuji Ikuno
Major League Massage Therapist	Atsushi Nakasone
Quality Assurance, Player Health and Performance	Hillary Plummer

PLAYER DEVELOPMENT

Vice President, Player Development	Riley Westman
Assistant Director, Player Development	Mike Daly
Field Coordinator	Vinny Lopez
Director, Pitching Development	Rob Marcello
Pitching Coordinator	Jose Rada
Hitting Coordinator	Oscar Bernard
Hitting Coordinator	Jonathan Mathews
Hitting Advisor	Scott Coolbaugh
Infield Coordinator	Felipe Blanco
Catching Coordinator	Brian Whatley
Rehab Pitching Coordinator	Matt Hancock
Player Plan Coordinator	Molly Meyer
Manager, Minor League Administration/Peoria Operations	Todd Stephenson
Manager, Minor League Clubhouse & Equipment	Al Bridges
Manager, Learning, Education & Life Skills	Kaitlyn Simmons
Manager, Video Operations & Professional Scout	Ethan Dixon
Coordinator, International Player Development	Vicente Cafaro
Coordinator, Player Development	Clinton Sewell
Coordinator, Scouting & Player Development Administration	Adrian Ortiz
Mental Skills Coordinator	Rosa Pou
Mental Skills Coach	Fabian Di Lorenzo
Lead ESL instructor	Sherly German
Coordinator, Medical Services & Administration	Jolo Tarantino
Rehab Strength & Conditioning Coach	Dwayne Peterson
Performance Dietitian	Hannah Cooper
Physical Therapist	Taylor McWilliams
Physical Therapist	Alan Ng

SCOUTING & INTERNATIONAL OPERATIONS

Vice President, Amateur & International Scouting	Chris Kemp
Vice President, Professional Scouting	Pete DeYoung
Director, Pacific Rim Operations	Acey Kohrogi
Director, International Operations	César Rizik
Manager, Professional Scouting & Baseball Operations	Brett Becker
Coordinator, Amateur Scouting Operations	Max Kraust
Special Assistant, Professional Scouting	Keith Boeck
Special Assistant, Professional Scouting	Spencer Graham
Professional Scouting Crosschecker	Mike Juhl
Professional Scouting Crosschecker	Chuck LaMar
Professional Scouting Crosschecker	Dominic Viola
Southeast Supervisor	Nick Brannon
West Coast Supervisor	Josh Emmerick
Northeast Supervisor	Mike Kanen
South Central Supervisor	Andrew Savlo
International Scouting Supervisor	Trevor Schumm
International Scouting Supervisor, Mexico	Bill McLaughlin
Administrator, Dominican Republic Baseball Operations	Franklyn Peguero
Assistant Administrator, Dominican Republic Baseball Operations	Martina Pereyra

BROADCASTERS

Broadcaster	Jesse Agler
Broadcaster	Mariluz Cook
Broadcaster	Mark Grant
Broadcaster	Pedro Gutierrez
Broadcaster	Tony Gwynn Jr.
Broadcaster	Carlos Hernandez
Broadcaster	Don Orsillo
Broadcaster	Eduardo Ortega
Broadcaster	Mike Pomeranz
Broadcaster	Bob Scanlan

BUSINESS ANALYTICS

Director, CRM & Data Strategy	Lisa Beno
Director, Business Strategy & Analytics	David Kingery
Senior Manager, Business Strategy & Analytics	Matthew Sullivan
Coordinator, Ticket Systems	Samantha DiMaggio

Business Analyst	Connor Bailey
------------------	---------------

COMMUNICATIONS

Vice President, Communications	Craig Hughner
Director, Business Communications & Spanish Media Relations	Danny Sanchez
Director, Media Relations & Baseball Information	Darren Feeney
Senior Manager, Business Communications	Vanessa Dominguez
Manager, Media Relations & Baseball Information	JP Nolan
Coordinator, Communications	Tiffany Seal

COMMUNITY IMPACT

Vice President, Community Impact	Bill Johnston
Director, Community Impact	Connor Feeney
Senior Manager, Player Families & Community Impact	Sarah Wiggins
Manager, Player Relations & Community Impact	Andrea Plocos
Coordinator, Military & Community Impact	Carly Myers
Advisor, Military Affairs	Johnny Nilsen

CONCESSIONS & RETAIL

Vice President, Hospitality	Josh Momborg
Director, Retail Operations	Samantha Schy
Manager, Hospitality	Peter Thai
Assistant, Hospitality	Tyler Avalos

CORPORATE PARTNERSHIPS

Vice President, Partnership Services	Eddie Quinn
Director, Partnership Development	Alyssa Brown
Director, Partnership Development	Jeff Farmer
Director, Partnership Development	Ryan Thorvaldsen
Director, Partnership Services	Hunter Khaleghi
Manager, Partnership Fulfillment	Kaitlynn Aguirre
Manager, Partnership Services	Codi Baylor
Manager, Partnership Services	William Grant
Manager, Partnership Services	Katelyn Roth
Coordinator, Corporate Partnerships	Natalie Devin

CREATIVE SERVICES

Senior Director, Creative Digital Design	Daniel Kim
Manager, Graphic Design	Evan Denworth
Senior Graphic Designer	Grant Gabriel
Graphic Designer	Elissa Ji

ENTERTAINMENT, BROADCASTING, PRODUCTION AND ARCHIVES

Vice President, Broadcasting & Entertainment	Erik Meyer
Director, Game Presentation	Daniel Casados
Director, Scoreboard Operations	Jeff Praught
Director, Video Production	Thomas Higdon
Senior Manager, Event Production	Brian Lewis
Senior Manager, Video Engineer	Matthew Hall
Senior Manager, Video Operations	Danny Gibble
Senior Team Photographer	Matt Thomas
Manager, Archives	Sandy O'Toole
Senior Producer/Editor	Sonni Simmons
Producer/Editor	Joseph Earwicker
Video Editor/Motion Graphics Designer	Matt Subrizi
Videographer/Producer	Keith Dottley
Videographer/Producer	Cristian Vaca
Audio Engineer	Aaron Sum

FAN ENGAGEMENT

Senior Director, Fan Engagement	Darryll Mendoza
Senior Manager, Fan Engagement & Entertainment	Jesi Naire
Manager, Fan Engagement & Entertainment	Andrew Grant

GUEST EXPERIENCE

Vice President, Guest Experience	Ray Daryabigi
Senior Manager, Guest Experience	Jenna Matsushita
Manager, Guest Experience	Caleb Van Hovel
Coordinator, Guest Experience	Lindsey Cassidy
Coordinator, Guest Experience	Erin O'Neill

FRONT OFFICE DIRECTORY

MARKETING & SOCIAL MEDIA

Senior Director, Marketing	Emily Wittig
Senior Manager, Marketing	JL Dominguez
Manager, Marketing	Tess Bloom
Manager, Social Media	Alejandra Nocera
Manager, Social Media	Samantha Mellies-U'Ren
Analyst, Multimedia	Bill Center

INFORMATION TECHNOLOGY

Vice President, Information Technology	Ray Chan
Director, Information Technology	Oscar Castro
Manager, Application Developer	Dan Lee
Application Developer	Michael Kelly
Systems & Telecom Administrator	Hector Ortega
Senior Network Administrator	Kris Peralta
Junior Systems Administrator	Oliver Bermyo
Coordinator, Information Technology	Alexandra Cook
Desktop Support Specialist	Dawson Adofsson
Desktop Support Specialist	Jacob Sheppard

LEGAL

Vice President, General Counsel	Terezka Zabka
---------------------------------	---------------

PEOPLE & CULTURE

Director, Benefits & Risk Management	Joanne Bautista
Director, People & Culture/Event Staff	Christina Hall
Manager, People & Culture	Noelle Mendoza
Specialist, Talent Acquisition and Onboarding	Kristen Noneman
Coordinator, People & Culture	Elizabeth Kiefner

PUBLIC AFFAIRS

Vice President, Public Affairs	Diana Puetz
--------------------------------	-------------

SPECIAL EVENTS

Senior Director, Special Events	Stephanie Grace
Senior Director, Special Events	Kristie Ewing
Operations Director, Special Events	Drew Gomes
Director, Special Events	Paula Badali
Senior Manager, Special Events	Nicole Lucatuorto
Senior Manager, Special Events	Juliana Spina
Manager, Special Events	Shelby Leonard
Manager, Special Events	Jackie Stone
Operations Manager, Special Events	Sean Kinsella
Operations Manager, Special Events	Agustin Vazquez
Operations Coordinator, Special Events	Henry Gentile
Sales Coordinator, Special Events	Cassandra Ahern
Sales Coordinator, Special Events	Madison Terry

PREMIUM SALES

Director, Premium & Membership & Suite Sales	Carter Motley
Senior Manager, Premium & Suite Sales	Wil Cannon
Manager, Premium Sales	Gerald Harris
Manager, Premium Sales	Joe Galati
Manager, Premium Sales	Jack Spohn
Account Executive, Premium Sales	Tommy Knopf
Account Executive, Premium Sales	Alex Ross

GROUP TICKETS AND HOSPITALITY

Director, Group Tickets & Hospitality	Jenna Sain
Senior Manager, Group Tickets & Hospitality	Anil Cannon
Account Manager, Group Tickets & Hospitality	Ryan Eifler

Account Manager, Group Tickets & Hospitality	Logan Washburn
Senior Account Executive, Group Tickets & Hospitality	Conor Bierfeldt
Senior Account Executive, Group Tickets & Hospitality	Derek Pharis
Account Executive, Group Tickets & Hospitality	Karina Boites
Account Executive, Group Tickets & Hospitality	Sutton Derr
Account Executive, Group Tickets & Hospitality	Jack Donovan
Account Executive, Group Tickets & Hospitality	Jackson Fricke
Account Executive, Group Tickets & Hospitality	Evan Gross
Account Executive, Group Tickets & Hospitality	Megan Guest
Account Executive, Group Tickets & Hospitality	Hannah Plackowski
Coordinator, Theme Game Sales & Operations	Madison Douglas
Coordinator, Ticket Sales & Services Operations	Alyssa Filiatreau

MEMBERSHIP DEVELOPMENT

Manager, Membership & Inside Sales	Sean Horan
Senior Account Executive, Membership Development	Adrian Saighi
Senior Account Executive, Membership Development	Ryan Fedde
Senior Account Executive, Membership Development	Jack Tovey
Account Executive, Membership Development	Maddy Cosgrove
Account Executive, Membership Development	Katie Quick
Inside Sales Representative	Pedro Chan Cua
Inside Sales Representative	Tom Merk
Inside Sales Representative	Emily Shipcott

MEMBERSHIP SERVICES

Senior Director, Membership Services	Ashley Hoffman
Senior Manager, Membership Services	Steve Carter
Senior Manager, Premium Services	Marisa Keziiran
Manager, Membership Services	Briana Vega
Senior Account Specialist, Premium Services	Troy Journey
Senior Account Specialist & Team Lead, Membership Services	Justin McClendon
Account Specialist, Business Membership Services	Jessica Lugo
Account Specialist, Business Membership Services	Jack Ruegge
Account Specialist, Business Membership Services	Jason West
Account Specialist, Membership Services	Sarah Aragon
Account Specialist, Membership Services	Cade Bandera
Account Specialist, Membership Services	Dillon Bornholtz
Account Specialist, Membership Services	Max Cohen
Account Specialist, Membership Services	Connor Curley
Account Specialist, Membership Services	Kevin Douglas
Account Specialist, Membership Services	Devon Edwards
Account Specialist, Membership Services	Olivia O'Brien
Account Specialist, Membership Services	Sam Robinson
Account Specialist, Membership Services	Crystal Sanchez
Account Specialist, Membership Services	Aubree Schrandt
Account Specialist, Premium Membership Services	Samuel Stiker

TICKET OPERATIONS

Senior Director, Ticket Operations	Jim Kiersnowski
Director, Ticket Operations	Gabriel Kunde
Director, Ticket Systems	Ellen Lopresti
Manager, Ticket Operations	Emily Gross
Manager, Box Office & Ticket Operations	Vanessa Cummins
Manager, Ticket Systems	Brittany Ramos
Assistant Manager, Box Office & Ticket Operations	Sean Nichols
Assistant Manager, Box Office & Ticket Operations	Lorena Rios

TOURISM & CORPORATE EVENTS

Senior Director, Tourism & Corporate Events	Chelsea Dill
Senior Manager, Tourism Sales	Melissa DiMartino
Account Executive, Tourism Sales	Chad Brinza

PRODUCED BY THE SAN DIEGO PADRES COMMUNICATIONS DEPARTMENT
 Darren Feeney/J.P. Nolan/Tiffany Seal - Editors
 Daniel Kim/Evan Denworth- Graphic Designers

DESIGN/EDITORIAL ASSISTANCE
 Craig Hughner
 Danny Sanchez
 Vanessa Dominguez
 Tom Seidler
 Bill Center
 Jesse Agler
 Emily Wittig
 Connor Novak

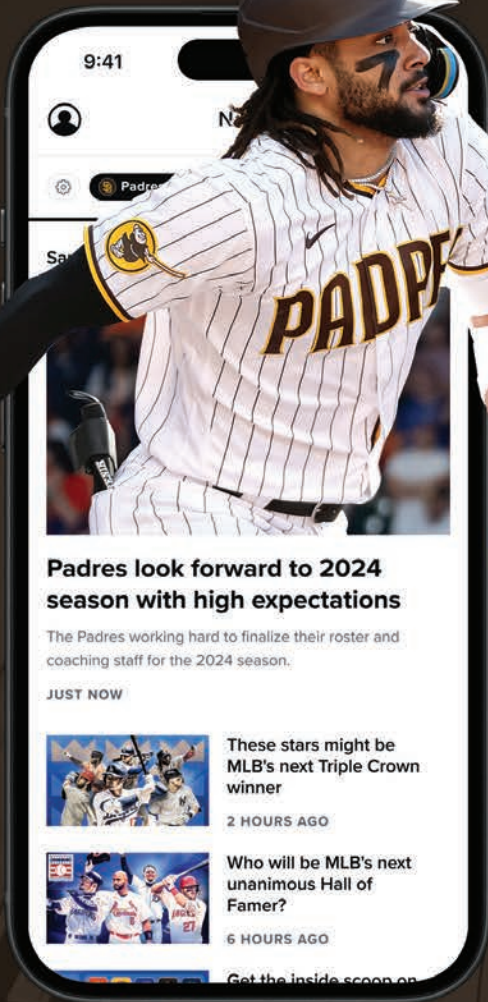
INTERIOR PHOTOGRAPHY
 Matt Thomas
 Andy Hoyt
 Scott Wachtler

STATISTICS
 MLB Baseball Information System
 Elias Sports Bureau
 Stats LLC
 Baseball-Reference.com
 MiLB.com
 Fangraphs
 Retrosheet.org (Dave Smith)

The information contained within the 2023 San Diego Padres Media Guide is accurate as of March 30, 2023. It is intended for use by accredited media members. Those desiring to use this information for commercial purposes must contact the Padres Media Relations Department at (619) 795-5265.

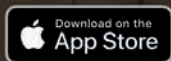
FOR MORE INFORMATION ABOUT THE PADRES VISIT:
www.padres.com
www.padres.com/friarwire
www.padresbasebol.com
www.facebook.com/padres
www.twitter.com/padres
www.twitter.com/lospadres

MLB™

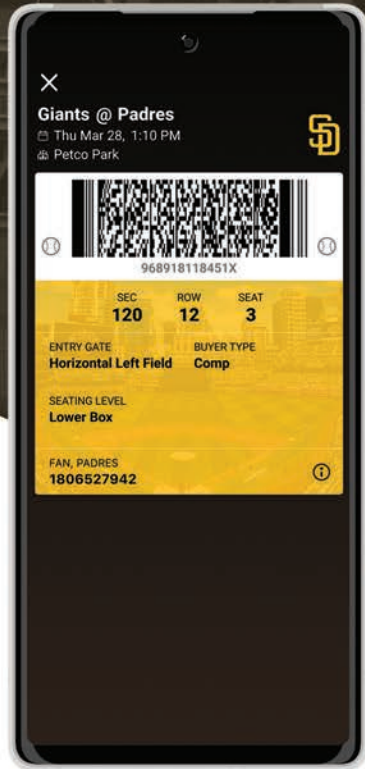
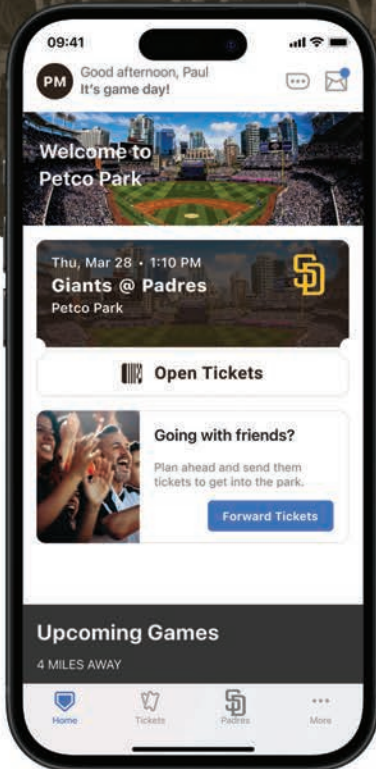


Official App of the **SAN DIEGO PADRES**

Get access to everything Padres everywhere you go. MLB is the #1 app for live Padres baseball. Delivering live audio broadcasts with your favorite announcers, updates on all of your followed Astro players, customizable favorite team features, breaking news, video highlights and much more.



THE OFFICIAL APP OF PETCO PARK



Key Features:

- Purchase, access and manage your digital tickets.
- Check-in offers, rewards, and personalized history for ballparks visited.
- Team schedule, directions and parking information, stadium features and more.
- Interactive concourse maps and directory, including food and drink menus.

 **Ballpark™**





EXECUTIVES



ERIC KUTSENDA

CHAIRMAN

Eric Kutsenda is the Chairman and interim control person of the San Diego Padres. He was appointed to his current position with the Padres in November 2023 following the passing of former Chairman and owner Peter Seidler.

Eric is also a co-founder and Managing Partner of Seidler Equity Partners ("SEP"), a private equity firm that provides capital and management support to entrepreneurial companies across the United States and Australia. The firm manages more than \$5 billion of equity capital. Kutsenda is actively involved in establishing and overseeing the implementation of the firm's strategic vision, promoting its core investment principles, and supervising the support of its portfolio companies. He is a member of the firm's Executive Committee and Investment Committee.

Kutsenda began his professional career at KPMG LLP, where he focused on providing tax structuring advice and due diligence support for mergers and acquisitions. Prior to co-founding SEP, he was a principal at a Chicago-based investment firm. He is also a Certified Public Accountant.

Eric is involved in a variety of other organizations including Young Presidents' Organization (past Chapter Chair) and serves on the advisory boards of several non-profit and for-profit enterprises.

A native of Chicago, Ill., Kutsenda earned a Bachelor's Degree in Accountancy from the University of Illinois and a Master's Degree in Taxation from DePaul University.



EXECUTIVES

ERIK GREUPNER

CHIEF EXECUTIVE OFFICER



Erik Greupner was promoted to his current post of chief executive officer in January 2021. Greupner oversees the Padres' business operations and leads the growth and development of the club's business and culture. 2024 marks his 14th season in San Diego after joining the club in December 2010. During his tenure as CEO, the Padres have consistently ranked in the top five among all Major League Baseball clubs in attendance, including ranking second in 2023 while setting Padres all-time franchise records in attendance, season ticket sales, and every local revenue category. Under his leadership, the Padres became the first MLB club to secure a jersey patch partner, have significantly grown its fundraising and positive impact in the San Diego and Baja community through the Padres Foundation, and have meticulously maintained and improved Petco Park while retaining the continuous ranking as USA Today's No. 1 Ballpark in MLB.

Prior to assuming the role of CEO, Greupner served as president of business operations from December 2018 through December 2020 and chief operating officer from November 2016 to November 2018. While serving in those posts, he guided the club through the COVID-19 pandemic, led the club's successful effort to secure the development rights for a transformational multi-use real estate project on Tailgate Lot, and oversaw the team's business operations, including all revenue generation. During this time, the Padres set sponsorship, group ticketing, single game, opening series and non-baseball event revenue and attendance records. The Padres also positively impacted the San Diego community through supporting racial justice efforts and frontline workers during the pandemic, including launching California's first COVID-19 super vaccination site at Petco Park.

Greupner served in various roles for the Padres from December 2010 to November 2016. Over this period, he led the lobbying efforts and negotiations that resulted in the Padres amending its lease with the City of San Diego to significantly increase the number of non-baseball events at Petco Park and create a positive economic impact on the City. Greupner also led the negotiations of a new long-term lease and construction of the Padres' Spring Training facility and renovated stadium in Peoria, Ariz. Finally, Greupner's efforts were instrumental in securing the 2016 MLB All-Star Game in San Diego.

Prior to joining the Padres, Greupner worked as a corporate and transactional attorney with the international law firm Gibson, Dunn & Crutcher LLP. While at Gibson Dunn, he advised senior management of public and private companies in general corporate matters, acquirers and targets in mergers and acquisitions transactions, and institutional investors and fund sponsors in the formation and operation of private investment funds.

Prior to his time with Gibson Dunn, Greupner worked in sales management roles with Goldman Sachs & Company and Scudder Weisel Capital, LLC.

Greupner earned his Juris Doctor degree magna cum laude from the University of San Diego School of Law, where he was a member of the Order of the Coif. He served as a judicial intern for the Honorable M. Margaret McKeown, U.S. Court of Appeals, Ninth Circuit.

A native of Minneapolis, Minn., Greupner graduated cum laude from Wheaton College, Illinois with a Bachelor of Arts degree in philosophy and communications. During his four years at Wheaton, Greupner was a defensive back and receiver for the Thunder football team. He currently serves on the board of trustees of the Rady Children's Hospital Foundation, MLB's International Committee and the President's Working Group of the Business and Media Board. He and his wife, Laura, have a son, Thomas, and two daughters, Ella, and Kate.





A.J. PRELLER

PRESIDENT OF BASEBALL OPERATIONS & GENERAL MANAGER

A.J. Preller was promoted to his current position of president of baseball operations and general manager in February 2021. He originally joined the Padres as executive vice president/general manager on August 6, 2014, making him the 5th-longest tenured GM in Major League Baseball.

Under his leadership, the Padres have reached the postseason twice in the last four years. In 2022, San Diego reached the National League Championship Series, marking the first time the club advanced to the NLCS in 24 years (1998). San Diego defeated the New York Mets, 2-1, in the Wild Card Series and beat their division rival Los Angeles Dodgers, 3-1, in the NLDS before falling to the Philadelphia Phillies, 4-1, in the NLCS. The club ended a 14-year postseason drought in 2020 with a 37-23 (.617) regular season record, their best winning percentage in club history. After finishing the season with the second-best record in the National League, the Padres defeated the St. Louis Cardinals in the NL Wild Card Series, their first postseason series win since 1998 and the first postseason series win at Petco Park.

Over his tenure, Preller has overseen the acquisition of a significant level of talent through various channels. He signed marquee free agents, including Manny Machado, Xander Bogaerts and Ha-Seong Kim. Across multiple years, he executed trades netting a talent haul of Juan Soto, Fernando Tatis Jr., Yu Darvish, Blake Snell, Joe Musgrove, Josh Hader, Jake Cronenworth and Trent Grisham among others. Along with the professional scouting group, Preller mined the waiver wire and minor league free agency to find key bullpen pieces and eventual All-Stars in Kirby Yates and Brad Hand along with Craig Stammen. Under his direction, the amateur scouting department has drafted several consensus top prospects, including Jackson Merrill, Robby Snelling, Dylan Lesko, MacKenzie Gore, C.J. Abrams, Robert Hassell and Jakob Marsee, while the international scouting staff signed Ethan Salas, Jairo Iriarte, Samuel Zavala, Adrian Morejon, Luis Patino, Tucupita Marcano and Leodalis De Vries.

While constructing a winning Major League roster, Preller has also strengthened and preserved the club's farm system, earning a Top 3 ranking from 2019 through 2021. The Padres made history in 2019 with a record-breaking 10 players on MLB Pipeline's Top 100 Prospects list. The farm system is once again one of the strongest in MLB entering 2024, including No. 4 in ESPN's yearly rankings (was 23rd entering 2023).

Prior to his time in San Diego, Preller served as assistant general manager of the Texas Rangers, overseeing the player development and scouting departments and serving as a key advisor on all player acquisitions. Over 10 years in Texas, Preller was integral to the Rangers' efforts to upgrade the talent level throughout the system, playing an instrumental role in the club's consecutive World Series appearances in 2010-11, as well as in the construction and organization of the Rangers' development program in the Dominican Republic. From 2010-13, he served as a senior director of player personnel, overseeing professional, international and amateur scouting.

Before joining the Rangers, Preller spent three years in the baseball operations department of the Los Angeles Dodgers, working with the professional, amateur and international scouting departments. He also was heavily involved in salary arbitration work for the Dodgers.

A native of Huntington Station, N.Y., Preller graduated Summa Cum Laude from Cornell University in 1999 and was inducted into the South Huntington Hall of Fame in 2012. He began his baseball career with an internship for the Philadelphia Phillies before taking a position with the Arizona Fall League where he worked under Hall of Famer Frank Robinson, whom he later joined at Major League Baseball for two years, aiding Robinson in several areas and working closely with the Labor Relations Department on salary arbitration issues.

Before joining the Rangers, Preller spent three years in the baseball operations department of the Los Angeles Dodgers, working with the professional, amateur and international scouting departments. He also was heavily involved in salary arbitration work for the Dodgers.



CAROLINE PERRY

CHIEF OPERATING OFFICER

Caroline Perry was promoted to her current position of Chief Operating Officer in January 2023. She is the highest-ranking female employee in Padres history and is currently one of only two female COO's in Major League Baseball (other: Marti Wronski, Brewers).

The 2024 season marks Perry's 14th with the Padres after originally joining the club as associate general counsel in April 2011. In her current role, she oversees the Padres' ballpark operations, business strategy and analytics, legal, finance, government affairs and information technology operations.

Perry has been involved in many large-scale projects for the Padres, including the Padres' renovation of Gallagher Square, negotiations with the City of San Diego surrounding the All-Star Game and the management of Petco Park and the sale of the team to the current ownership group in 2012.



Prior to joining the Padres, Perry worked as a corporate attorney for Davis Polk & Wardwell LLP in the Bay Area and Cravath Swaine & Moore LLP in New York, where she focused primarily on corporate finance and general corporate matters. Prior to graduating from law school, Perry was an account management associate at BlackRock, the world's largest asset manager.

A native of San Diego, Perry graduated with honors from Stanford University with a Bachelor of Arts degree in Human Biology, Perry earned her law degree from Columbia University, where she was a James Kent scholar and managing editor of the Columbia Business Law Review. She serves on the board of directors of Make-a-Wish and is an adjunct professor at the University of San Diego School of Law. Perry and her husband, Adam, live in La Jolla with their two daughters, Adeline and Amelia.

SERGIO DEL PRADO

EXECUTIVE VICE PRESIDENT, BUSINESS AFFAIRS

Sergio del Prado enters his 10th season with the Padres after joining the club in June 2015 as vice president corporate partnerships. He was promoted to his current position in January 2024, a role in which he oversees corporate sponsorship sales and service, linear and digital media sales and ticket sales and service. During his tenure in San Diego, corporate partnerships has seen revenue growth in each of the last nine seasons (2015-23) reaching all-time highs every season. del Prado has also worked with partners to enhance fan experience with ballpark destinations and fan amenities such as the Petco Barkyard (sports first pet suites), Lexus Premier Club, Ballast Point Craft Pier, Budweiser Loft, Gallagher Square, Gallagher Chairman's Club, Southwest Airlines Party's at the Park, Callaway's Links at Petco Park, Toyota Beach and Cutwater Agave Club. In 2022 under del Prado's leadership, the Padres became the first MLB team to sell a jersey patch (Motorola) and complete partnership deals in Mexico, Brazil and China.



del Prado came to San Diego from Los Angeles, where he spent nine seasons with the Dodgers prior to starting his own sports marketing consulting business, del Prado Group Sports Marketing Consulting. With the Dodgers, del Prado most recently served as vice president, sales, overseeing ticket sales, sponsorship sales and service, Spanish broadcast sales and premium sales and service. Prior to joining the Dodgers, del Prado spent two years as general manager of the Los Angeles Galaxy soccer team. Under his watch, the team led Major League Soccer in attendance and sponsorship revenue, while playing for the MLS Cup.

del Prado previously worked as SVP Corporate Marketing with the 1999 Women's World Cup and spent nine years with the Los Angeles Kings of the National Hockey League, ultimately serving as director of marketing and corporate sales and leading the sales efforts that resulted with the Staples Center naming rights deal.

Born in Havana, Cuba, Del Prado earned a Bachelor of Science degree in business administration from California State University, Long Beach. He and his wife, Leslie, have two children: Monica and Eric.

EXECUTIVES



TOM SEIDLER

EXECUTIVE VICE PRESIDENT, COMMUNITY & INTERNATIONAL IMPACT

Tom Seidler enters his 34th season in professional baseball and his 12th with the Padres. He was promoted to his current position in January 2024, a role in which he oversees the club's efforts to improve the lives of underserved communities in San Diego and Baja.

Seidler also oversees player and alumni relations, developing programs such as Manny's Hot Corner, Players Community Tour, Tony Gwynn Community All Stars, and Johnny Ritchey Scholarships, which honor current and former players while supporting those in need. He manages the club's support of first responders, the military, veterans and their families. Seidler leads the Padres' PlayBall initiatives, which include Future Padres (20,000 free jerseys and hats distributed to youth baseball/softball leagues), and a fast-growing Padres Rookie League (free summer baseball program to boys and girls from areas of need).

Seidler manages the Padres' Hispanic community engagement on both sides of the border and leads efforts in international outreach, including games and community engagement in Mexico City in 2023 and Seoul, South Korea in 2024. Seidler has managed the Padres Volunteer Team since its launch in 2015, a program which has engaged more than 7,000 volunteer members of the community and provided more than 45,000 hours of service and \$1,000,000 of value to local non-profits.

As President of the Padres Foundation, Seidler has managed the Foundation's 10-fold growth in both fundraising and grants distributed in San Diego and Baja over the past 10 years. Seidler led large-scale grant programs in 2016 (in conjunction with the MLB All-Star Game) and 2019 (commemorating the Padres' 50th anniversary).

In 2024, he is leading the efforts for the Peter Seidler Legacy Projects, a new multi-year series of grants thanks to significant financial contributions from fans and matching dollars (5-for-1) from Padres players, ownership, the Padres Foundation and the Seidler family.

The Padres community efforts include a wide range of diversity, equity and inclusion programs, including the introduction of the annual Breaking Barriers Forum and expanded Estrellas Program and Comunidad Awards.

Additionally, the Padres Foundation launched its annual 'Dinner on the Diamond' charity gala in 2022 which has raised more than \$1,500,000 for local charities in just two years.

Prior to joining the Padres, Seidler was an owner/operator of minor league baseball clubs. His final stint was as President of the Visalia Rawhide (California League). Under Seidler's leadership, the Rawhide broke a 62-year-old attendance record in 2009, the first of four consecutive years of all-time record attendance. Seidler was twice named Executive of the Year in the California League. He previously held management roles with professional baseball teams in Port St. Lucie, Kissimmee, Great Falls, Stockton, and Caracas, Venezuela.

Seidler earned a Bachelor of Arts degree from the University of Notre Dame and a Master of Business Administration from the Owen School at Vanderbilt University. He currently serves on the executive committee and board of directors of the San Diego Regional Economic Development Corporation, and the board of directors for Reality Changers.



CHRIS CONNOLLY

SENIOR VICE PRESIDENT, CHIEF MARKETING OFFICER

Chris Connolly enters his fourth season with the Padres and third as senior vice president, chief marketing officer. In his current role, Connolly oversees all aspects of the Padres marketing, social media, design, advertising, broadcasting, in-game entertainment and fan engagement. Additionally, he helps promote and advertise Petco Park's major concerts and events throughout the year.

Prior to joining the Padres, Connolly spent 12 years working for The Walt Disney Company in a variety of senior leadership roles throughout his tenure. He led marketing for the Disneyland Resort where he was instrumental in the successful launches of Star Wars Galaxy's Edge in 2019 and the Pixar Fest celebration in 2018. Other notable Disneyland accomplishments included driving merchandise and food revenue to record levels through dedicated social media campaigns.

Additionally, Connolly held the title of Senior Vice President of Consumer Marketing for Disney Consumer Products from 2012-16 where he spearheaded the retail, product development and marketing initiatives behind the highly successful Frozen franchise and the popular Disney Princess brand. Upon first joining Disney in 2009, Connolly served as the Senior Vice President of Worldwide Marketing for Walt Disney Studios, which saw him lead the Home Entertainment consumer marketing and creative services teams responsible for Disney, Pixar, ABC, and Disney Channel DVD releases.

A native of Southern California, Connolly has also held the titles of President of the Big Idea Marketing Group, LLC. and Vice President of Worldwide Marketing for Hasbro over his career. The University of California, Los Angeles alum also serves as a guest lecturer at local universities and enjoys mentoring students. He is a Member of the Board of Directors for The Monarch School, a San Diego organization that helps unboxed students and their families thrive in both school and life. Connolly and his wife Denise, a San Diego native, have two daughters, Olivia and Caroline.



GREG MASSEY

SENIOR VICE PRESIDENT, CHIEF FINANCIAL OFFICER

Greg Massey enters his third season with the Padres after spending the previous 23 seasons with the Seattle Mariners, the last five as vice president, finance. He was promoted to his current role as senior vice president, chief financial officer in January 2024. As the head of the accounting and finance departments, Massey works closely with executive management in the oversight of financial operations and oversees the daily accounting and payroll functions, financial planning, analysis and forecasting, ownership and tax matters, and all internal and external financial reporting for the Padres.

Massey got his start in Major League Baseball in 1998 after being hired as assistant controller and was promoted to controller in 2004. Prior to joining the Mariners, Greg worked in the public accounting and private business sectors. He also served on the Seattle Aquarium Board of Directors from 2009-15.

A native of San Francisco, Calif., Massey moved to Washington during his teenage years and graduated from Washington State University with a bachelor's degree in business administration with an emphasis in accounting. He also is a Certified Public Accountant (CPA) and resides in San Diego.



SARA GREENSPAN

SENIOR VICE PRESIDENT, PEOPLE & CULTURE

Sara Greenspan was promoted to her current position of Senior Vice President, People & Culture in February 2021. She originally joined the Padres as Director of Human Resources in May 2012. 2024 marks her 13th season as the head of human resources for the Padres. Greenspan is responsible for developing and leading the organizations human capital strategy, including, but not limited to, organizational and leadership development, talent acquisition, DE&I initiatives, compensation, benefits, risk management, culture initiatives and all labor and employee relations.

Prior to joining the Padres, Greenspan held human resources leadership roles at large consumer brand organizations, including Pepsi Bottling Group, Kyocera America, and Yum Brands! -KFC.

Originally from the east coast, Greenspan graduated with honors from Northeastern University with a Bachelor of Science Degree in Criminal Justice. After completing her Human Resources certificate from U.C San Diego, she went on to earn her Senior Professional in Human Resources (SPHR) certification, SHRM-SCP certification, and Lean Six Sigma Green Belt. She serves on the Board of Directors of Boys and Girls Club of Greater San Diego and on the USD Employer Advisory Board. Greenspan and her husband, Mike, reside in Scripps Ranch with their very active three children: Gavin, Amelia and Stella.



KEN KAWACHI

SENIOR VICE PRESIDENT, BALLPARK OPERATIONS

One of the longest-tenured employees of the Padres, Ken Kawachi is now entering his 30th season with the club. He was promoted to his current role of Senior Vice President, Ballpark Operations, in January 2023, and he is responsible for all facility management and event operations at Petco Park, while also overseeing engineering, building maintenance and repairs, cleaning and janitorial services, playing field and exterior landscape maintenance, security and transportation.

Kawachi joined the Padres in 1995 as an intern in the stadium operations department. He was named director of stadium operations in 1999 and director of security & transportation in 2003.

Kawachi earned a Business Administration degree from the University of San Diego in 1995. He resides in the Del Cerro area of San Diego with his wife, Karen. He has three children: daughter Emerson and sons, Everett and Ellis.

EXECUTIVES



JACLYN LASH

SENIOR VICE PRESIDENT, SPECIAL EVENTS

Jaclyn Lash was promoted to senior vice president, special events in January 2023 after originally joining the Padres in 2011. Jaclyn and her team have grown the events business at Petco Park and other surrounding properties, including the San Diego Symphony's Rady Shell at Jacobs Park and the new EVE venue at the RaDD property. In her current role, Lash oversees all events for the San Diego Padres and Petco Park including concerts, game-day festivals, private events, public events and off-the-field events for the team. The special events department is responsible for generating revenue for the ballpark when it would otherwise sit dormant as well as helping enhance the Petco Park and Padres experience for the community.

Prior to joining the Padres organization, Lash worked as a corporate event planner and spokesperson for various organizations. She began her career in entertainment with the Jimmy Kimmel Live show working in music booking and guest coordination.

Jaclyn is a native San Diegan and a graduate of the University of Southern California where she majored in Business and Cinema-Television. She resides in Point Loma with her husband, Travis, and their children, Gigi and Preston.



SCOTT ROBISH

SENIOR VICE PRESIDENT, BUSINESS STRATEGY & ANALYTICS

Scott Robish was promoted to senior vice president, business strategy & analytics in January 2024 after originally joining the Padres as a business analyst in April 2013. In his current role, Robish oversees all business analytics functions for the Padres, including reporting, forecasting, customer database and various analytical projects. He manages the team that collaborates with all areas of business operations to make data-driven decisions.

Robish brings 13 years of experience working in the analytics field. Prior to joining the Padres, he worked in the financial services and consulting industries in Minneapolis, Minn. In those roles, he used data to optimize marketing campaigns, automate reporting processes, and provide analysis on strategic projects.

Robish is a 2009 graduate of St. Cloud State University (Minn.), where he majored in Statistics and Economics. He resides in La Mesa with his wife, Emma, and their daughters, Finley and Paige.



CURT WAUGH

SENIOR VICE PRESIDENT, TICKET SALES & SERVICE

Curt Waugh enters his first season in the role of Senior Vice President, Ticket Sales and Service. He joined the Padres in June 2014 and currently oversees all areas of tickets sales and membership services, including season ticket memberships, group tickets, suites, and premium sales.

Prior to that role, Waugh served as Vice President of Ticket Sales and Service, for the 2020-2023 seasons, where the club saw attendance and revenue growth establishing new franchise records in both categories and sold-out Season Ticket Membership for the first time in club history.

Prior to the 2019 season, Waugh served as Director of Group Tickets and Hospitality, where he led the club's group and suite sales revenue generation efforts. During that time, the Padres set group and suite revenue and attendance records.

Waugh came to San Diego after spending four years in San Antonio with Spurs Sports and Entertainment, where he was the Manager of Ticket Sales for the Rampage (American Hockey League). He managed all day-to-day operations ticket sales for the club. Prior to his time leading the department, he worked in a selling capacity with the Rampage and Spurs.

A native of Edmond, Okla., Waugh graduated from Oklahoma State University, where he majored in marketing. He resides in San Diego with his wife, Allie, and their daughters, Averie, Olivia, Molly and Maggie.

RAY CHAN

VICE PRESIDENT, INFORMATION TECHNOLOGY

Ray Chan enters his 14th season with the San Diego Padres and his eighth as vice president, information technology. Chan originally joined the Padres in January 2011 as director, information technology. In his current role, Chan is responsible for overseeing all areas of information technology for the Padres and Petco Park, including the organization's technology strategy and budget. He manages a team that maintains, administers, and secures all aspects of the network/server infrastructure within Petco Park, the team's Spring Training facility in Peoria, Ariz., and the organization's Dominican Republic Academy.

Chan's prior experience includes more than 25 years in the technology field for organizations including Enterprise Partners Venture Capital, Pepsi Bottling Group, ideaEDGE Ventures, Gateway Computers, Wells Fargo Bank and Alvarado Medical Center.

Since joining the Padres, Chan has overseen a full network infrastructure overhaul, implementation of PETCO Park's DAS/Wi-Fi, VOIP telecom system, Cyber-security program and the organization's continued digital transformation. Ray sits on the board of Computers 2 San Diego Kids. He and his wife, Christine, have three children: Phoebe, Emily and Ruby.



RAY DARYABIGI

VICE PRESIDENT, GUEST EXPERIENCE

Ray Daryabigi is entering his 2nd season with the club. He oversees the guest experience at Petco Park and is responsible for guest services, premium services, and guest experience ambassadors.

Prior to joining the Padres, Daryabigi spent the last 17 years working in sports and entertainment, with time in MLB with the Los Angeles Dodgers and the Los Angeles Angels, the NBA with the Sacramento Kings and Milwaukee Bucks, and the NFL with the Los Angeles Rams. Ray has led the guest experience teams for two organizations that built world-class venues: the Sacramento Kings and Golden 1 Center and the Los Angeles Rams and SoFi Stadium.

Born and raised in Los Angeles, Calif., Daryabigi graduated magna cum laude from DeVry University with a Bachelor of Science degree in Hospitality Management and holds an Executive Master of Leadership (EML) degree from the University of Southern California's Price School of Public Policy. He resides in the Chula Vista area of San Diego with his wife, Nicole. He has four children: daughters Leilani, Maya, and Maylee, and son Koa.



Leadership (EML) degree from the University of Southern California's Price School of Public Policy. He resides in the Chula Vista area of San Diego with his wife, Nicole. He has four children: daughters Leilani, Maya, and Maylee, and son Koa.

CRAIG HUGHNER

VICE PRESIDENT, COMMUNICATIONS

Craig Hughner enters his 18th season in Major League Baseball and eighth with the Padres. He was promoted to his current role of vice president, communications in February 2021 after originally joining the Padres in September 2017 as director, communications. In his current role, Hughner oversees the day-to-day operations of the communications department and is responsible for the Padres' PR strategy and execution, including media relations, business communications and baseball communications. He advises ownership, senior executives, coaches and players on all matters relating to the media and public relations.

Prior to joining the Padres, Hughner held various communications positions with other major league clubs, including director, media relations with the Detroit Tigers (2017) and manager, baseball communications with the Philadelphia Phillies (2008-16). He also served as a baseball information intern with the Seattle Mariners (2007). Additionally, Hughner assisted Major League Baseball as a PR representative for the 2010 & 2011 All-Star Games and 2015 National League Championship Series. He began his professional career with Fox Sports in Los Angeles, Calif., where he worked as a production assistant and production coordinator from 2003-06.

Hughner earned his bachelor's degree from Washington State University's Edward R. Murrow School of Communication in 2003 and attended Seattle University's Sports Administration and Leadership graduate program from 2006-07. He is a Southern California native and currently resides in La Mesa, Calif.



EXECUTIVES



BILL JOHNSTON

VICE PRESIDENT, COMMUNITY IMPACT

Bill Johnston was promoted to Vice President, Community Impact in March 2021 after serving as Vice President, Sports Programs in 2020. He joined the Padres in June 2017 as Special Advisor to the Executive Chairman. Among his responsibilities, Johnston spearheads the Padres' relationship with San Diego's education and first responder communities as well as the Padres High School Coach of the Year program and the High School All-Star Game & Home Run Derby at Petco Park.

Johnston spent 27 years (1990-2017) serving as director of public relations for the San Diego Chargers. In that role, he was responsible for managing the public image and overall communications strategy for the Chargers, including media relations and all organizational messaging. He was the team's primary liaison with the NFL's broadcast partners as well as local and national media outlets.

Johnston originally joined the Chargers as an intern in 1979 and was named public relations assistant in 1981. He also served as assistant director of public relations (1984-87) and director of community relations (1988-89) during his 38 seasons with the team.

During his career with the Chargers, Johnston oversaw the creation of the Charger Girls in 1990. He resurrected the team's Hall of Fame & Alumni Weekend in 1993. In 1995, he created the team's charitable foundation and implemented many of the organization's community outreach programs, including the Alex Spanos All-Star Classic high school football game, which is currently the longest-running all-star game in California.

Born in La Mesa, Ca., Johnston attended Helix High School and graduated from San Diego State University in 1981 with a bachelor's degree in journalism. Bill and his daughter, Hayley, were named National Fundraisers of the Year in 2013 by the Huntington's Disease Society of America. While serving as president of the HDSA's board of directors, the San Diego Chapter was named the national HDSA Chapter of the Year in 2005 and '07. Johnston has run and raised nearly \$1 million in 17 marathons. Together, his running and the other opportunities he created have led to more than \$4 million raised for the fight against Huntington's disease.



RANDY MCWILLIAMS

VICE PRESIDENT, FACILITIES & SPECIAL PROJECTS

Randy McWilliams was promoted to vice president of facilities and special projects in January 2023 after originally joining the Padres in 2015 as senior director of facilities services and engineering. He is responsible for all areas of facility management, including engineering operations, and construction projects relating to Petco Park. He is also responsible for improving and expanding physical assets within the Padres real estate portfolio outside of Petco Park. Some of his notable projects include suite and club renovations, the ballpark conversion to LED sports lighting, and the installation of a chilled water system and the largest PV solar array in MLB.

Prior to joining the Padres, McWilliams worked as the owner's representative for the construction of the Aztec Student Union at San Diego State University and the Cheryl and Harvey White Theatre at The Old Globe. He is a U.S. Navy submarine veteran that served on the USS Michigan, USS Hartford, and Naval Base Point Loma.

Randy is an Eagle Scout that grew up in Highland, Illinois, near the St. Louis metro area. He earned a Master of Science in Organizational Leadership from the University of Redlands and holds numerous other certifications in the facilities management industry.



ERIK MEYER

VICE PRESIDENT, BROADCASTING & ENTERTAINMENT

Erik Meyer was promoted to vice president, broadcasting & entertainment in February of 2021. In his current role, he oversees the broadcasting, entertainment, production, photography and archives departments. Meyer originally joined the Padres in 1995 on a part-time basis when he served as Technical Director/Director of the Jumbotron at Jack Murphy Stadium. He was hired full-time by the Padres in 2003 as the Director of Entertainment & Production, leading his team in the opening of Petco Park. He also oversaw the HD control room conversion, large videoboard/LED ribbon board upgrades in 2015, the opening of the Padres Hall of Fame at Petco Park in 2016, and the 2024 Gallagher Square Videoboard and audio upgrades. Prior to joining the Padres full-time, Meyer worked for one year at NBC 7/39 in studio production and spent six years with the advertising division of Cox Media as a producer and commercial production manager.

Meyer brings 30 years of TV production and event presentation to his current role after orchestrating some of the most memorable Padres ceremonies: Tony Gwynn's statue unveil, Trevor Hoffman's number retirement and statue unveil, the memorial services for Mr Padre, Jerry Coleman, and Dick Enberg. A five-time Emmy and 10-time Telly Award winner, Meyer also worked the Finals and Semi-Finals of both World Baseball Classics at Petco Park, two Super Bowls, eight seasons of NFL game day production, and produced various long format golf and magazine style TV programs.

A proud Aztec4Life, he graduated from the honors program, Cum Laude with distinction in his major Radio/Television/Film, from San Diego State University. He resides in South Ocean Beach with his wife Gellie, and their daughters, who now reside in New York City, Lauren and Sophia.



JOSH MOMBERG

VICE PRESIDENT, HOSPITALITY

Josh Momberg enters his 12th season in Major League Baseball and his second season with the Padres. He joined the organization in June 2022 in his current role of vice president, hospitality where he serves as the club's liaison to Delaware North Sportservice, Petco Park's food service and retail management partner. In this capacity, Momberg is charged with driving the long-term strategy and growth of the Padres food & beverage and retail operations in addition to providing oversight to the team's game used authentics and memorabilia program.

Prior to joining the organization, Momberg spent ten years working for the Tampa Bay Rays in various capacities including financial analyst (2012-2014), manager of corporate partnerships (2014-2017), and director of strategy & analytics (2017-2022), a role in which he was responsible for overseeing concessions and retail operations for the Rays at Tropicana Field, Rays Spring Training at Charlotte Sports Park, and Tampa Bay Rowdies (USL) at Al Lang Stadium. During his tenure, Momberg oversaw record hospitality per caps and revenue growth for the team and was instrumental in helping Tropicana Field become the first cashless sports facility in North America in 2019. He was named the Tampa Bay Rays Organizational Employee of the Year in the same year.

A native of St. Petersburg, FL, Momberg earned his Bachelor's in Advertising & Journalism from the University of Georgia in 2008 and later received his M.B.A. and Master's of Sports & Entertainment Management from the University of South Florida in 2012. He currently resides in North Park, Calif. with his wife, Theresa, and daughter, Remy.



DIANA PUETZ

VICE PRESIDENT, PUBLIC AFFAIRS

Diana Puetz was promoted to vice president, public affairs in February 2021 after originally joining the Padres in 2016. In her current role, Puetz oversees government relations, public policy and binational community initiatives for the organization.

Prior to joining the Padres, Puetz worked at a public affairs agency where she managed high profile community outreach and advocacy campaigns for several Fortune 500 companies. She has an extensive background in government, having held key legislative and communications roles at the City of San Diego, City of Oceanside and U.S. Senate. Puetz began her career at the U.S. Department of the Treasury.

Puetz is a 2006 graduate of the University of North Texas where she majored in Economics and Political Science. She is fluent in Spanish and serves on the board of directors for the Downtown San Diego Partnership, 2-1-1 San Diego and the East Village Association. Diana lives in Point Loma with her husband, Stephen, and their children Sophia and John Parker.



EDDIE QUINN

VICE PRESIDENT, PARTNERSHIP SERVICES

Eddie Quinn enters his 22nd season with the Padres. He was promoted to his current role of vice president, partnership services in February 2021. In his current role, Quinn oversees the service, fulfillment, and retention of all Padres corporate partnerships.

Eddie began with the Padres in a part time capacity in 2003 as a fan programs representative. He worked as a visiting clubhouse attendant and bat boy from 2006 to 2008 before joining the front office as an inside sales rep in October of 2009. He worked in ticket services (2010-12) before moving to the corporate partnership department as manager, partnership services in 2013. In addition to his partnership responsibilities, in 2016 he served as the Padres All-Star Game Coordinator, helping plan and execute all elements of the Major League Baseball All-Star festivities in San Diego. He was promoted to director, partnership services in 2017.

Eddie is a native San Diegan and a 2009 graduate of the University of Oregon with a bachelor's degree in business administration and a minor in economics. He resides in Mission Hills with his wife, Katelyn, and their sons, Kip, Tate and Briggs.

EXECUTIVES



TEREZKA ZABKA

VICE PRESIDENT, GENERAL COUNSEL

Terezka Zabka enters her fourth season with the Padres and second as vice president, general counsel. She originally joined the Padres in May 2021 as associate general counsel. In her current role, Zabka oversees all operations of the legal department, from advising ownership and handling baseball and player matters, to contracting partnership, event, sponsorship and marketing opportunities, to managing litigation and overseeing general ballpark operations.

Prior to joining the Padres, Zabka worked as an associate general counsel at Viasat, a global satellite and communications public company, for six years in various departments such as mergers and acquisitions, aircraft wifi, strategic sourcing, satellite development and telecommunication expansion worldwide. Before attending law school, she worked in Prague, Czech Republic for a

software engineering company as the marketing and public relations manager in charge of the EMEA regions, including the former Eastern Bloc.

Zabka graduated with honors from University of San Diego in 2010, magna cum laude and received her juris doctor from the University of San Diego, School of Law in 2016 where she was an annual recipient of the Faculty Outstanding Scholar Award Scholarship. She is a native of San Diego and currently lives in La Jolla with her family.



JOSH STEIN

SENIOR VICE PRESIDENT, ASSISTANT GENERAL MANAGER

Josh Stein enters his 11th season as assistant general manager after being promoted to the post in December 2013. Stein's primary responsibility is assisting president of baseball operations & general manager A.J. Preller in all areas of baseball operations, including player evaluation, player development, contract negotiations and Major League roster management. He also oversees the Padres' Baseball R&D, Baseball Systems and Sports Science initiatives.

2024 marks Stein's 22nd season with the Padres. He first joined the club as a baseball operations intern in the summer of 2003 under General Manager Kevin Towers. He interned through the 2005 season and was named Major League advance scouting coordinator in 2006 working closely with Bruce Bochy, Bud Black and their respective coaching staffs. Following the 2009 season, Stein was named director of baseball operations.

A 2000 graduate of the UC Berkeley with a degree in psychology, Stein continued his academic studies, earning a law degree from the UC Hastings College of Law in 2005. Between college and law school, Stein worked in the tech industry in San Francisco and then traveled and taught English in South America.

Stein and his wife, Laura, reside in San Diego with their daughters, Emma and Jessie.



FRED UHLMAN JR.

VICE PRESIDENT, ASSISTANT GENERAL MANAGER

A veteran of 39 seasons in professional baseball, Fred Uhlman, Jr. has spent the past 29 years with the San Diego Padres. He was promoted to his current post of vice president/assistant general manager in November 2008.

Uhlman joined the Padres in March 1995 as a special assistant to the general manager, following 10 years in the Baltimore Orioles' scouting and player development departments. He was named assistant general manager the following season, in January 1996.

Uhlman's responsibilities involve assisting president of baseball operations and general manager A.J. Preller in all areas of baseball operations, including evaluation of talent at the Major, minor and amateur levels, player transactions and contract negotiations. Additionally, he works closely with scouting and player development on the day-to-day operations of the Padres' player development

department.

Raised in Georgetown, Texas, Uhlman moved to Baltimore in 1985 and joined the Orioles as a part-time assistant in player development and scouting. He attained full-time status in 1987 and was promoted to assistant to the director of scouting two years later. In 1991, he was named Baltimore's assistant director of scouting.

Uhlman resides in San Diego.



PETE DEYOUNG

VICE PRESIDENT, PROFESSIONAL SCOUTING

Pete DeYoung enters his 19th season in the Padres organization and his fourth as vice president, pro scouting. DeYoung originally joined the Padres organization as a baseball operations intern during the 2005 season, mainly handling the advance scouting duties for the club. He spent the 2006-07 seasons as an amateur scout for the Southeast region, and three seasons as the club's assistant to the scouting director from 2008-10. During the 2010 season, DeYoung also served as the West Coast Regional Supervisor, a position he served exclusively in for the next five seasons (2011-15), before being promoted to director, pro scouting.

An infielder, DeYoung played five years (2000-04) in the Independent Northern League with the Adirondack Lumberjacks, New Jersey Jackals, Joliet Jackhammers, and Gary Southshore RailCats where former Padre Garry Templeton served as his manager. He won Northern League titles in 2000 with Adirondack and 2001 with New Jersey and was invited to minor league Spring Training with the Atlanta Braves in 2001.

A native of Chicago, Ill., DeYoung graduated from Brown University where he was a two-time First-Team All-Ivy League performer (1998-99) and a three-time academic All-Ivy. He resides in Carlsbad, Calif. and has two daughters, Addison and Rosie.



NICK ENNIS

VICE PRESIDENT, BASEBALL OPERATIONS

The 2024 season marks Nick Ennis' 15th with the Padres. He was promoted to his current position of vice president, baseball operations in March 2021 after serving as director of baseball operations for seven seasons (2014-20). Ennis' primary responsibilities include assisting in player acquisitions, roster management, professional scouting and contract negotiations. He is also involved in the club's analytics research initiatives and the application of new technologies throughout the department's activities.

Ennis originally joined the Padres as intern in the summer of 2010 before being promoted to advance scout/baseball operations assistant in 2012. After the 2013 season, Ennis was named manager of baseball operations.

A 2004 graduate of Georgetown University, Ennis worked in the venture capital industry before receiving his Master of Business Administration from Columbia Business School in 2010.

Ennis resides in San Diego and has a son, Kieran.



CHRIS KEMP

VICE PRESIDENT, AMATEUR & INTERNATIONAL SCOUTING

Chris Kemp enters his 10th season with the Padres organization and third as vice president, amateur & international scouting. Kemp originally joined the Padres as director of international scouting in October 2014. He added field coordinator duties to his resume in 2018, leading the on-field development of position players and prior to this year, held the title of vice president, international scouting & field coordinator.

Prior to joining the Padres, Kemp spent the previous five seasons (2010-14) as a scout for the Texas Rangers, covering North Carolina, South Carolina and Eastern Tennessee. He served as an assistant coach at Spartanburg Methodist College from 2008-09, helping guide the Pioneers to the JUCO World Series in 2009.

Kemp played two professional seasons after signing with the Rangers as an undrafted free agent in 2006, hitting .243 with 15 doubles, nine home runs and 51 RBI in 115 games. He played collegiately at the University of Tennessee, where he graduated with a bachelors degree in psychology. A Stone Mountain, Ga. native, Kemp resides in San Diego.

EXECUTIVES



RYLEY WESTMAN

VICE PRESIDENT, PLAYER DEVELOPMENT

The 2024 season marks Ryley Westman's 10th year with the Padres. In addition to entering his third year as Farm Director, Westman was promoted to his current position of Vice President, Player Development, in October 2023. Westman's primary responsibilities include overseeing the development and staffing of the Padres minor league system, assisting in the development and enforcement of Padres standards for performance and professional conduct, and facilitating the movement and progression of Padres players across all six levels of the minor league system.

Westman originally joined the Padres organization as a catching coordinator in 2014 and served in several other positions throughout the organization, including assistant farm director from 2020 to 2021 and farm director from 2022 to 2024. Prior to joining the Padres, Westman spent seven seasons with the Texas Rangers, ultimately leading the Rangers' Dominican minor league team to a Dominican League Championship in 2013.

Westman graduated with a Bachelor of Arts degree from Northwest Missouri State University in 2007. He currently resides in San Diego with his wife, Ashley, and son, Wilder.



ADAM ESQUER

VICE PRESIDENT, BASEBALL RESEARCH & DEVELOPMENT

Adam Esquer enters his 6th season with the Padres organization and first as Vice President of Baseball Research & Development. Esquer originally joined the Padres as Director of Baseball Research & Development in November of 2018. Over the past five years he has built up and led the Padres baseball analytics group, which helps support all areas of the Padres Baseball Operations Department from player valuation and acquisition to player development and in-game strategy. In addition to these responsibilities, Esquer helps manage the Padres Sports Science department.

Prior to joining the Padres, Esquer spent the previous five seasons (2014-2018) as an Assistant and then Coordinator of Baseball Research & Development for the Tampa Bay Rays. In those roles, Esquer helped grow and manage the Rays baseball analytics group.

Esquer graduated from Princeton University with a degree in Operations Research and Financial Engineering. A Los Angeles native, Esquer resides in San Diego.



WELLS OLIVER

VICE PRESIDENT, BASEBALL SYSTEMS

Wells Oliver enters his 15th season with the Padres organization. In his current role, Oliver helps manage the Padres' day-to-day baseball operations technology efforts.

Prior to joining the Padres in 2010, Oliver held a variety of different positions in several technology startups.

A graduate of Virginia Commonwealth University and a native of Richmond, VA, he resides in the North Park neighborhood of San Diego with his wife Angela.

EXECUTIVES

NOTES

EXECUTIVES

MANAGER
& STAFF

SUPPORT STAFF,
ADVISORS & BASEBALL
OPERATIONS

PLAYER HEALTH
& PERFORMANCE

'24 SAN DIEGO
PADRES

HISTORY &
RECORDS


OPPONENTS

SCOUTING & PLAYER
DEVELOPMENT

PETCO PARK

COMMUNITY

MEDIA



MANAGER & STAFF

MANAGER & STAFF

MIKE SHILDT

8

MANAGER

Full Name	Mike Timothy Shildt
Date of Birth	August 9, 1968 in Charlotte, North Carolina
Opening Day Age	55
Named to Staff	December 20, 2021
MLB Coaching Career	Third Base Coach/Quality Control Coach (2017, STL); Bench Coach/Interim Manager (2018, STL); Manager (2018-21, STL); Player Development Consultant/Interim Third Base Coach (2022); Senior Advisor to Player Development & Major Leagues (2023, SD), Manager (2024, SD)
Pronunciation	SHILT



COACHING CAREER

- On November 21, 2023, the Padres agreed to terms with Mike Shildt on a two-year contract to become the 23rd manager in franchise history. It's his second stint at the helm of a big league club, most recently having managed the St. Louis Cardinals from 2018-21.
- 2024 marks his third season with the Padres, after spending 2023 as a senior advisor to player development & Major Leagues. In his inaugural year in the San Diego organization in 2022, he held the title of player development consultant.
- The Charlotte, N.C. native spent four seasons (three full seasons) from 2018-21 as manager of the Cardinals, leading St. Louis to three consecutive Postseason berths from 2019-21. he compiled a 252-199 (.559) managerial record, highlighted by 17 consecutive wins in September 2021, the longest streak in franchise history and the longest in the National League since the 1935 Chicago Cubs.
- Shildt was voted NL Manager of The Year in 2019 by the Baseball Writers' Association of America, joining Hall of Fame managers Whitey Herzog (1985) and Tony La Russa (2002) as the only Cardinals managers to have won the award. He is also the only MLB Manager of the Year to have never played professionally.

ACCOLADES

NL Manager of the Year (2019 w/STL)

- He joined the Cardinals' Major League staff in 2017 and served as third base coach, quality control coach, bench coach and interim manager before being named manager on August 28, 2018.
- He originally joined the Cardinals' organization in 2004 as an area scout and held a variety of roles in their minor league system before logging eight seasons as a manager.
- He compiled a minor league managerial record of 471-432 (.522), winning league championships in each of his three career Postseason appearances.
- Prior to joining the Cardinals, from 1999-2003, Shildt was an associate scout for the MLB Scouting Bureau and was head varsity coach at West Charlotte High School from 1994-96. Shildt has five years of collegiate coaching under his belt, working as the hitting coach and recruiting coordinator at both UNC-Charlotte and UNC-Asheville.



MANAGER & STAFF



MIKE SHILDT MANAGERIAL RECORDS

Managerial Year	Year	Age	Tm	W	L	W-L%	G	Division Finish	Postseason W-L	Postseason%	Ejections
1	2018	49	STL	41	28	.594	162	3	0-0	--	2
2	2019	50	STL	91	71	.562	162	1	3-6	.333	2
3	2020	51	STL	30	28	.517	162	2	1-2	.333	1
4	2021	52	STL	90	72	.556	162	2	0-1	.000	5
5	2024	55	SD	--	--	---	--	--	--	--	--
Total (4 years)				252	199	.559	451		4-9	.308	10

PERSONAL

- Is a 1991 graduate of UNC-Asheville with a degree in business and was a three-year letter winner on the Bulldogs baseball team.



“I love our group. It’s a fantastic group of young men with clear talent. Ultimately, what we’re here to do is win, and we’re going to do it together as an organization.”

Mike Shildt in his introductory press conference after being named the Padres’ 23rd manager in franchise history on November 21, 2023.



RYAN BARBA

MAJOR LEAGUE FIELD COORDINATOR

Full Name	Ryan James Barba
Date of Birth	December 6, 1984 in Van Nuys, California
Opening Day Age	39
Named to Staff	January 3, 2024
Position as a Player	Infielder
MLB Coaching Career	Major League Field Coordinator (2024, SD)

COACHING CAREER

- Barba joins the Major League coaching staff as Major League field coordinator for his third season in the Padres organization.
- He originally joined the Padres as minor league infield coordinator in 2022 before serving as assistant field coordinator/infield coordinator for the 2023 season.
- The Van Nuys, Calif. native spent nine seasons (2013-21) in the Angels organization, serving as assistant field coordinator from 2020-21 after managing Single-A Inland Empire for two years (2018-19).
- He also served as hitting coach for Double-A Mobile (2017), Single-A Inland Empire (2016), Single-A Burlington (2015), Rookie-Level Orem (2014) and the Arizona Fall League Angels (2013).
- Prior to his professional coaching debut, he was an assistant coach in 2011 and 2012 at alma mater, the University of New Mexico.

PLAYING CAREER

- The middle infielder played four minor league seasons with the Brewers (2006-07) and Braves (2009-10), tallying a career .205 average (157-for-766) with 34 doubles, four triples, three home runs and 71 RBI in 242 minor league games.
- Signed with the Brewers as a non-drafted free agent prior to the 2006 season...between stints with the Brewers and Braves, played one season (2008) of independent league baseball with the Yuma Scorpions of the Golden Baseball League.
- Attended the University of New Mexico after prepping at Chatsworth High School (CA)



BRIAN ESPOSITO

82

CATCHING COACH & GAME STRATEGY ASSISTANT

Full Name	Brian James Esposito
Date of Birth	February 24, 1979 in Staten Island, New York
Opening Day Age	45
Named to Staff	February 3, 2023
Position as a Player	Catcher
MLB Coaching Career	Catching Coach (2023, SD), Catching Coach & Game Strategy Assistant (2024, SD)



COACHING CAREER

- Esposito enters his second season on the Padres' Major League staff as catching coach, and will take on game strategy assistant duties for 2024. It will be his third season in the organization, originally joining the club in 2022 as manager of Single-A Fort Wayne.
 - Prior to the Padres, he spent the prior nine seasons (2013-21) in the Pirates organization, most recently as manager for Triple-A Indianapolis from 2018-19 and '21, while spending '20 at the Pirates Alternate Training site in Altoona, Pa.
 - He spent two years (2015-16) as manager for Single-A West Virginia, highlighted by a club-record 87 wins in '15, after managing Single-A Jamestown in 2014 and serving as a player/coach in the Pirates farm system in 2013.
- Texas, St. Louis, Colorado, Houston and Chicago (NL).
 - He made 688 minor league appearances as catcher, 22 as a pitcher, 14 at first base and one each at third base and in left field. He made his Major League debut as a defensive replacement behind the plate with St. Louis on June 2, 2007 and made two appearances with the Astros in 2009.
 - He played collegiate ball at the University of Connecticut, where he was voted team MVP in 1999.

PERSONAL

- Resides in Port St. Lucie, Florida.

PLAYING CAREER

- He was originally selected by the Boston Red Sox in the fifth round of the 2000 First-Year Player Draft and played 13 seasons in the minor league systems of Boston, Anaheim,



BEN FRITZ

53



BULLPEN COACH

Full Name	Benjamin Scott Fritz
Date of Birth	March 29, 1981 in San Jose, California
Opening Day Age	43
Named to Staff	December 5, 2019
Position as a Player	Right-Handed Pitcher
MLB Coaching Career	Bullpen Coach (2020-present, SD); Interim Pitching Coach (2021, SD)

COACHING CAREER

- Enters his 10th season with the Padres organization and 5th on the Major League coaching staff as bullpen coach.
- He assumed the role of pitching coach in August 2021 through the end of the season following the dismissal of Larry Rothschild.
- Served as field coordinator of Arizona/rehab in 2018-19 after managing Single-A Tri-City in 2017.
- Spent the 2015-16 seasons with the club's Rookie-Level affiliate in Peoria.

PLAYING CAREER

- Selected in the 1st-round (30th overall) of the 2002 First-Year Player Draft by the Oakland Athletics and pitched 7 professional seasons between the A's (2002-07) and Detroit Tigers (2009) organizations, as well as part of 3 seasons with the Lancaster Barnstormers of the independent Atlantic League (2008-10).

- Underwent Tommy John surgery in 2004.
- Selected by DET in the minor league phase of the 2007 Rule 5 Draft.
- Posted a career record of 45-61 with a 4.75 ERA in 192 minor league games (187 starts).
- Played collegiately at Fresno State, where he was the Western Athletic Conference Pitcher of the Year and a second-team All-American selection in 2001.

PERSONAL

- Native of San Jose, Calif. and resides in Phoenix, Ariz.
- Featured in Michael Lewis' book Moneyball as one of the 20 players who Oakland A's General Manager Billy Beane would draft in a perfect world, if money were no object and other teams weren't drafting.



MANAGER & STAFF

TIM LEIPER

33

THIRD BASE COACH, INFIELD & BASE RUNNING INSTRUCTOR

Full Name	Timothy Joseph Leiper
Date of Birth	July 19, 1966 in Whittier, California
Opening Day Age	57
Named to Staff	January 3, 2024
Position as a Player	Infielder/Outfielder
MLB Coaching Career	First Base Coach (2014-18, SD)
Pronunciation	LEEP-er



COACHING CAREER

- Leiper joins the Padres coaching staff as third base coach, infield & base running instructor after spending the last four seasons (2020-23) with the San Francisco Giants as coordinator of outfield & baserunning in their player development system.
- From December 2013 through the 2018 season, Leiper was the Toronto Blue Jays first base coach after originally joining the Jays in 2013 as a senior advisor in player development.
- The Whittier, Calif. native's coaching career began with the New York Mets in 1996 before he joined the Montreal Expos in 2000 to manage in their minor league system.
- In 2003, he managed one season in the Red Sox system before taking the helm of the Orioles' Triple-A club in 2004.
- From 2006-2008, he worked in the Pittsburgh Pirates system, three as a manager at Double-A.
- He joined the Florida Marlins in 2009, led Double-A Jacksonville to a 2010 Southern League championship and then served as Florida's roving minor league defensive coordinator from 2011-12.
- He coached for Canada's 2004 Olympic team and was on

Team Canada's coaching staff for each of the five World Baseball Classics. He served on the Baseball Canada staff that won bronze medals at both the 2008 and 2011 Baseball World Cups and the Gold Medal at the 2011 Pan-Am Games.

PLAYING CAREER

- As a player, the outfielder, third baseman and first baseman played 12 minor league seasons with the Tigers (1985-90, '95), Mets (1991, '96), Royals (1992) and Pirates (1993-94), hitting .273 (1069-for-3910) with 40 homers and 460 RBI in his career.

PERSONAL

- His older brother, Dave Leiper, was a Major League pitcher for 8 seasons, including with the San Diego Padres (1987-89).





DAVID MACIAS

FIRST BASE COACH, OUTFIELD & BASE RUNNING INSTRUCTOR

Full Name	David Gustavo Macias
Date of Birth	March 7, 1986 in Woodlands, Texas
Opening Day Age	38
Named to Staff	December 20, 2021
Position as a Player	Infielder/Outfielder
MLB Coaching Career	First Base Coach, Outfield & Base Running Instructor (2022-present, SD)
Pronunciation	muh-SEE-us

COACHING CAREER

- Enter his third season with the Padres as first base coach, outfield & base running instructor, and in 2023, he helped aid Fernando Tatis Jr. to the Padres first-ever Platinum Glove Award and the first outfielder from the National League to ever garner the award, which debuted in 2011.
- He was briefly a part of East Carolina University's coaching staff as an assistant coach in 2021 after spending the previous four seasons coaching at Vanderbilt University under Tim Corbin, helping the Commodores to a pair of College World Series Finals, including the 2019 National Championship. Vanderbilt posted single-season records in 2019 in home runs (100), RBI (541), walks (339) and runs scored (578) en route to a SEC-record 59 wins and their second College World Series title.
- He was with the Seattle Mariners organization from 2016-17, serving as the coordinator of international player programs in 2016 and '17 before taking over as manager for Single-A Clinton midway through the 2017 Midwest League season.
- Macias' first stint on the Commodores coaching staff came across the 2014-15 seasons, serving as a volunteer assistant in their national runner-up campaign in 2015, and as strength coach in 2014 when they won their first national championship.

- He spent the 2012 and '13 seasons as a player development/international scouting assistant with the Chicago Cubs, the club that drafted him in the 19th round of the 2008 First-Year Player Draft out of Vanderbilt.

PLAYING CAREER

- Played in 357 games in the Chicago Cubs' minor league system from 2008-11, batting .235 (271-for-1154) with 39 doubles, five triples, five home runs, 106 RBI and 150 runs scored.

PERSONAL

- Macias played at Vanderbilt from 2005-08. During his senior season, he was named first team All-SEC and second team All-South Region/All-District 3, and garnered the Jeff Peebles Most Valuable Teammate award. His 96 hits during the campaign are tied for fifth-most on Vanderbilt's single-season list. Macias is also among Vanderbilt's all-time leaders in at-bats (9th, 784) and hits (10th, 255).
- He graduated from Vanderbilt with a bachelor's degree in sociology. He and his wife, Pam, have two sons, Manny and Javier.



MANAGER & STAFF

MIKE MCCOY

84

ASSISTANT HITTING COACH

Full Name	Michael Howard McCoy
Date of Birth	April 2, 1981 in San Diego, California
Opening Day Age	42
Named to Staff	January 3, 2024
Position as a Player	Infielder
MLB Coaching Career	Assistant Hitting Coach (2024, SD)



COACHING CAREER

- The San Diego native joins the Major League coaching staff as assistant hitting coach for his ninth season in the Padres organization, most recently serving as minor league hitting coordinator for the past two years (2022-23).
- He served as manager for Single-A Lake Elsinore for the 2021 campaign after managing Single-A Tri-City in 2019.
- He originally joined the Padres in 2016 as an assistant coach for Lake Elsinore and held the same role for the Arizona Rookie-Level Padres from 2017-18.

PLAYING CAREER

- The former infielder played 14 professional seasons in the minor league systems for Baltimore, Boston, San Diego and St. Louis, including parts of four Major League seasons with Colorado (2009) and Toronto (2010-12).
- McCoy attended Grossmont High School in El Cajon, California before playing for the University of San Diego Toreros baseball team from 2000-2002.
- As a junior, McCoy led the Toreros in doubles (16) and stolen

bases (26), helping USD capture the 2002 West Coast Conference title.

- In 2001, he played collegiate summer baseball with the Chatham A's of the Cape Cod Baseball League and was named a league all-star.





RUBEN NIEBLA

PITCHING COACH

Full Name	Ruben Niebla
Date of Birth	December 19, 1971 in Calexico, California
Opening Day Age	52
Named to Staff	December 20, 2021
Position as a Player	Left-Handed Pitcher
MLB Coaching Career	Major League Staff Assistant (2010, CLE); Assistant Major League Pitching Coach (2020-21, CLE); Major League Pitching Coach (2022-present, SD)
Pronunciation	knee-AYE-bla

COACHING CAREER

- Enters his third season with the Padres as pitching coach after overseeing a pitching staff that finished the 2023 season with the second-lowest ERA (3.86) in the Majors, as well as the third-lowest H/9.0 IP ratio (7.93), and tied for the fourth-lowest OPS (.697) and opponents' AVG (.236). He helped guide Blake Snell to the Padres fifth Cy Young Award in franchise history, while Snell and reliever Josh Hader both earned All-MLB First Team honors.
- Prior to joining the Padres, the El Centro, Calif. native after spent the previous 21 years with the Cleveland organization. He spent his final two seasons (2020-21) with Cleveland as assistant Major League pitching coach after serving as the club's minor league pitching coordinator from 2013-19.
- Was a Major League staff assistant for Cleveland in 2010 prior to serving as pitching coach for the Triple-A Columbus Clippers from 2011-12.
- Held the role of pitching coach for Team Mexico in the WSBC Premier12 event in Mexico and Tokyo in November 2019, helping guide the Mexican team to a 2020 Olympic berth the first time in its history.
- Served as the pitching coach for the Mexican National Team in 2015 and has spent several seasons instructing in the Mexican Winter League for Aguilas de Mexicali.

PLAYING CAREER

- His professional career began in the independent Atlantic Coast League, Western League and Texas-Louisiana League from 1995-97.
- He signed with the Montreal Expos as a free agent in 1998 and split 1998-2000 pitching in the Expos and Los Angeles Dodgers organizations, reaching the Triple-A level in Ottawa and Albuquerque.
- He wrapped up his playing career in 2000 in the Western League, making a total of 122 career minor league appearances (one start) with a 4.49 ERA (89 ER, 178.IP).

PERSONAL

- His wife, Stephanie, is the softball coach and a physical education teacher at Southwest High School in El Centro, Calif., the couple have a daughter, Jaelyn, and a son, Jhrden...Jaelyn attends San Diego State.
- He graduated from Azusa Pacific University in 1997 with a degree in Kinesiology and Physical Education...was a two-time All-American in 1994 and 1995 at Azusa Pacific.
- Graduated from Calexico High School in the Imperial Valley located just outside of San Diego.



MANAGER & STAFF

PAT O'SULLIVAN

85

ASSISTANT HITTING COACH

Full Name	Patrick J. O'Sullivan
Date of Birth	March 22, 1977 in Oak Lawn, Illinois
Opening Day Age	47
Named to Staff	January 3, 2024
Position as a Player	First Baseman/Outfielder
MLB Coaching Career	Assistant Hitting Coach (2024, SD)



COACHING CAREER

- Joins the Major League coaching staff as assistant hitting coach for his seventh season in the Padres organization, most recently serving as hitting coach for Double-A San Antonio in 2023.
- The Oak Lawn, Ill. native served in the same post for Lake Elsinore for two seasons (2021-22) after originally joining the organization as hitting coach for Single-A Tri-City from 2018-19.

PLAYING CAREER

- The former first baseman and outfielder played four seasons in the minor league systems of the Mets and Orioles before spending seven years in the Independent League and Mexican League.





VICTOR RODRIGUEZ

HITTING COACH

Full Name	Victor Manuel Rodriguez
Date of Birth	July 14, 1961 in New York, New York
Opening Day Age	62
Named to Staff	January 3, 2024
Position as a Player	Infielder/Outfielder
MLB Coaching Career	Assistant Hitting Coach (2013-17, BOS); Assistant Hitting Coach (2018-23, CLE); Hitting Coach (2024, SD)

COACHING CAREER

- Join the Padres coaching staff as hitting coach after spending the previous six seasons (2018-23) as assistant hitting coach for the Cleveland Guardians.
- 2024 will mark his 48th season in professional baseball as a player, instructor or coach.
- He spent five seasons (2013-17) as assistant hitting coach with the Boston Red Sox, as the club led the Majors in combined runs scored over that span and ranked third in total hits and batting average, highlighted by the eighth World Series trophy in Red Sox history in 2013.
- He served as assistant hitting coach for the 2014 American League All-Star squad, and that season was named "Man of the Year" by the BoSox Club, an award given annually to a deserving team member recognizing not only their contribution to the success of the team on the field, but also their cooperation and efforts in community endeavors.
- From 2007-12, the New York, N.Y. native served as the Red Sox' minor league hitting coordinator, a position he also held in 2002.
- For three seasons (2004-06), he was the club's Latin field coordinator, was a minor league hitting instructor in 2003, and also served as a hitting coach in the Red Sox farm system for six years (1996-01).

PLAYING CAREER

- The first baseman, third baseman and outfielder played parts of 19 professional seasons in the Orioles (1977-84), Padres (1985), Cardinals (1986-87), Twins (1988-91), Phillies (1992-93), Marlins (1994), and Red Sox (1995) organizations.
- He appeared in 17 Major League games over stints with Baltimore (1984) and Minnesota (1989) and hit .429 (12-for-28). In 1,759 minor league games, he batted .295 (1905-for-6468) with 102 HR and 774 RBI.

PERSONAL

- He and his wife, Elba have 2 sons, Victor Jr., a scouting supervisor for the Tampa Bay Rays, and Miguel, who was selected by the Red Sox in the 36th round of the 2012 June Draft as a catcher.
- He has five grandchildren: Manny, Selena, Milena, Miabella and Rafael Miguel.
- Attended Naguabo High School in Puerto Rico.
- Is an avid cyclist.



CLUB DIRECTORY
EXECUTIVES
MANAGER & STAFF
SUPPORT STAFF, ADVISORS & BASEBALL OPERATIONS
PLAYER HEALTH & PERFORMANCE
24 SAN DIEGO PADRES
HISTORY & RECORDS
OPPONENTS
SCOUTING & PLAYER DEVELOPMENT
PETCO PARK
COMMUNITY
MEDIA

HEBERTO ANDRADE

86

BULLPEN CATCHER & COACHING ASSISTANT

Full Name	Heberto Andrade
Date of Birth	December 20, 1966 in Coquivacoa, Venezuela
Opening Day Age	57
Named to Staff	December 20, 2021
Position as a Player	Catcher
MLB Coaching Career	Major League Coaching Assistant (2019-21, PIT); Bullpen Catcher (2003-2018, PIT) Major League Coaching Assistant/Bullpen Catcher (2022-present, SD)



COACHING CAREER

- Returns to the Padres for his third season as Major League coaching assistant/bullpen catcher after 18 years with the Pittsburgh Pirates. Served as a Major League coaching assistant with PIT from 2019-21 after spending the previous 15 years as a bullpen catcher.
- He served the Oakland Athletics as an area scout in 1996 and in the same capacity with the Phillies from 1998 to 2002.
- In addition to his duties with the Pirates, he spent 25 years as a coach and catching instructor during the Venezuelan Winter League. He also participated in the Caribbean World Series four times as a player and once as a coach. A
- Andrade was also an assistant catching instructor and Pitching Coach for the Victoria Capitals in 2003; an independent league team located in Victoria, BC, Canada.

- Herbie was one of two catchers used in the 2006 All-Star Game Home Run Derby, which was held at PNC Park in Pittsburgh on July 10.

PLAYING CAREER

- Spent three years (1986-88) as a catcher in the Cubs farm system and also played professional baseball in Venezuela, Italy and Colombia before retiring as a player in 1996.

PERSONAL

- Andrade and his wife, Maria, reside in Westin, FL and have four daughters; Heberith, Maria Jesus, Maria Jose, and Mariangel, along with two grandsons, Andres and Ivan Mathias.

PETER SUMMERVILLE

83

MAJOR LEAGUE GAME PLANNING & COACHING ASSISTANT

Full Name	Peter Summerville
Date of Birth	January 10, 1992 in Seattle, Washington
Opening Day Age	32
Named to Staff	2019
Position as a Player	Catcher
MLB Coaching Career	Bullpen Catcher (2019-2021, SD); Game Planning and Coaching Assistant (2022-current, SD)



COACHING CAREER

- Returns for his sixth season with the Padres organization on the Major League coaching staff and third as game planning and coaching assistant after serving as bullpen catcher/coaching assistant from 2019-21.
- He joined the club in 2019 after spending 2 seasons with the Los Angeles Dodgers as a development coach.

PERSONAL

- Born in Seattle, WA and attended Seattle Academy for high school.
- Son of Clyde and Karen and has a younger brother, Andrew, who played in the Cardinals organization.

PLAYING CAREER

- Was signed by the Dodgers as a minor league free agent on Aug. 12, 2016.
- Played all 4 years collegiately at Santa Clara University and graduated with a Bachelor's Degree in finance.

MANAGER & STAFF

MAJOR LEAGUE SUPPORT STAFF




MORGAN BURKHART

Major League Coaching Assistant



SCOTT STROUD

Major League Coaching Assistant



TJ LASITA

Director, Player & Staff Services



JOE MCALPIN

Major League Video Coordinator



ADAM HUNT

Major League Assistant Video Coordinator



JAMES MCKEW

Coordinator, Advance Scouting & Baseball Operations



SHINGO HORIE

Coordinator, Japanese Player Services




YUSUKE HORII

Major League Interpreter - Japanese



DAVID LEE

Major League Interpreter - Korean



LEO BAE

Major League Interpreter - Korean

BASEBALL SUPPORT STAFF

HOME CLUBHOUSE STAFF



TJ LAIDLAW

Manager, Clubhouse & Equipment



TONY PETRICCA

Assistant Equipment Manager & Umpire Room Attendant



JAMES BIGLER

Clubhouse Assistant - Home



JOSH VERNETTI

Clubhouse Assistant - Home



COLE FLINT

Clubhouse Assistant - Home



GRANT MUENCHOW

Clubhouse Assistant - Home



FREDDY OCHOA

Clubhouse Assistant - Home

VISITING CLUBHOUSE STAFF



SPENCER DALLIN

Manager, Visiting Clubhouse



BRENDAN MCCLAIN

Clubhouse Assistant - Visitor



RAUL LEO

Clubhouse Assistant - Visitor



RICARDO MENDOZA

Clubhouse Assistant - Visitor



NICK JOHNSON

Clubhouse Assistant - Visitor

BASEBALL ADVISORS (ALPHABETICAL)



MOISES ALOU

Special Assistant, Baseball Operations



KEITH BOECK

Special Assistant to the General Manager



ALLEN CRAIG

Special Asst., Major League Staff & Baseball Operations



A.J. ELLIS

Special Asst., Major League Staff & Baseball Operations



GLENN HOFFMAN

Senior Advisor to Baseball Operations



TREVOR HOFFMAN

Senior Advisor to Baseball Operations



JAMES KELLER

Special Assistant to the General Manager



MARK LORETTA

Special Assistant, Baseball Operations



BILL MASSE

Advisor, Baseball Operations



HIDEO NOMO

Special Assistant, Baseball Operations



CHAN HO PARK

Special Assistant, Baseball Operations



DAVID POST

Special Assistant to the General Manager



RON RIZZI

Senior Advisor, Baseball Operations & Scouting



CRAIG STAMMEN

Special Asst., Major League Staff & Baseball Operations



LOGAN WHITE

Sr. Advisor to the General Director, Player Personnel

BASEBALL OPERATIONS, RESEARCH & DEVELOPMENT, SYSTEMS



NATHAN LANDAU

Director, Sports Science



CODY ZUPNICK

Director, Baseball Research & Development



ALLISON LUNEBORG

Director, Baseball Operations



LAYNE GROSS

Assistant Director, Baseball R&D, Amateur Analysis



GARRET DOE

Senior Manager, Baseball Systems



MICHAEL VANGER

Senior Developer, Baseball Systems



PATRICK CHERVENY

Senior Performance Scientist



MARIO PACIUC

Senior Analyst, Baseball Research & Development



JOSEPH SUTCLIFFE

Senior Analyst, Baseball R&D and Sports Science



MIKE PETERSON

Senior Data Engineer



JEREMIAH WILSON

Analyst, Baseball Research & Development



GRAHAM CARTWRIGHT

Analyst, Baseball Research & Development



BENJAMIN HOWELL

Analyst, Baseball Research & Development



GUSTAVO MONTALVO

Developer, Baseball Systems



JESUS RAMOS

Sports Scientist



REBEKAH LAJOIE

Coordinator, Sports Science



CHRIS APECECHEA

Performance Analyst, Sports Science



LAUREN WHATLEY

Executive Assistant to the President of Baseball Operations

CLUB
DIRECTORY

EXECUTIVES

MANAGER
& STAFF

SUPPORT STAFF,
ADVISORS & BASEBALL
OPERATIONS

PLAYER HEALTH
& PERFORMANCE

'24 SAN DIEGO
PADRES

HISTORY &
RECORDS

OPPONENTS

SCOUTING & PLAYER
DEVELOPMENT

PETCO PARK

COMMUNITY

MEDIA



DON TRICKER

DIRECTOR, PLAYER HEALTH & PERFORMANCE

Don Tricker enters his seventh season with the Padres after spending the previous seven years as the High Performance Manager for New Zealand Rugby. With New Zealand Rugby, Tricker led their High Performance Program that included talent identification, player development, sports science, performance analysis, strength and conditioning, nutrition and mental skills. Tricker was a mentor for the All Blacks coaches and was tasked with recruiting and managing Super Rugby coaches. He facilitated the development of the All Blacks plans for the 2011, 2015 and 2019 Rugby World Cups, as well as NZ's Sevens Team's Rio and Tokyo Olympic Campaigns.

Tricker attended the Olympic Games in Athens in 2004 and Beijing in 2008 in a coaching mentor and support role as part of his role with SPARC (Sport and Recreation New Zealand; NZ's equivalent of the USOC). While at SPARC, he led the development of New Zealand's Coaching strategy. Don played softball for New Zealand's national team from 1985 to 1991 and took part in the 1988 World Championships where his team finished second to the United States. He coached the Black Sox (NZ's national men's team) from 1998 to 2004, leading them to World Titles in 2000 and 2004. Among his many career accomplishments, Tricker was inducted to the New Zealand Softball Hall of Fame and the International Softball Federation Hall of Fame. In 2000 Don was named Coach of the Year at the Halberg awards (New Zealand's premier sporting awards). He was also honored in 2004 with an Officer of the New Zealand Order of Merit. Tricker and his wife, Carey, have three children: Mitchell, Bronte, and Georgia.



MARK ROGOW

HEAD ATHLETIC TRAINER

Mark Rogow enters his ninth season with the Padres as Head Athletic Trainer, joining the Padres after five years with the U.S. Dept. of Defense, where he served as Sports Medicine Program Manager for Naval Special Warfare (Navy SEALs) Group 1 - NAB Coronado. Prior to working for the D.O.D., he spent 20 years working in professional baseball, including roles as Minor League Medical Coordinator for the New York Mets (2006-10) and serving in the Pittsburgh Pirates organization (1991-2005) as ML Assistant Athletic Trainer and Assistant Strength and Conditioning Coordinator (2001-2005). In 2002, he and the Pirates' ML Athletic Training Staff were voted by their peers as ML Athletic Training Staff of the Year. Rogow also served as their Minor League Athletic Training Coordinator and S&C Coordinator (1997-2000), Athletic Trainer for the Carolina Mudcats (1996) and Bradenton Pirates (1991-95). He worked as an Athletic Trainer in the Arizona Fall League for the Chandler Diamondbacks (1994) and in the Hawaii Winter League for the Honolulu Sharks (1996). Rogow graduated from the University of Florida with a Bachelor of Science degree in Exercise and Sport Sciences, and he resides in Carlsbad, Calif. with his wife, Cheryl, and their three children, Spencer, Preston and Hayden.



SCOTT HACKER

PHYSICAL THERAPIST

Scott Hacker enters his eighth season as the Padres Major League Physical Therapist, joining the team in February 2017. Hacker served as a contracted physical therapist for the Padres organization during the 2015-2016 baseball seasons. He earned a Bachelor of Science degree in Human Biology from University California, San Diego in 2010 and completed his Doctor of Physical Therapy Degree at University of St. Augustine in San Diego in 2013. Scott resides in San Diego with his wife, Karras, their son, Hudson, and daughter, Maeson.



BEN FRASER

ASSISTANT ATHLETIC TRAINER

Ben Fraser enters his fifth season as Assistant Athletic Trainer for the Padres after spending the previous two seasons as the Minor League Athletic Training Coordinator. Fraser spent five seasons as the Assistant Athletic Training Coordinator for the Mariners (2013-2017) and four as a minor league athletic trainer with the Diamondbacks (2009-2012). Fraser graduated from Concordia University Wisconsin with a Bachelor's Degree in Athletic Training and Exercise Leadership and earned his Master's Degree in Athletic Training from Indiana State University. A Racine, WI native, he calls San Diego, CA home with his wife, Melissa, and their daughter, Harper, and son, Jack.



RICKY HUERTA

ASSISTANT ATHLETIC TRAINER

Ricky Huerta enters his fifth season as Assistant Athletic Trainer, spending the previous 10 years working at multiple levels throughout the Padres minor league system. While working in the minor leagues he was chosen as one of the Arizona Fall League Athletic Trainers in 2012 and 2016. In 2018, Ricky was voted by his peers as Athletic Trainer of the Year for the California League. Ricky resides in San Diego with his wife, Brittany, and their son Jayden and daughters Juliana and Jaylynn.



JAY YOUNG

MAJOR LEAGUE STRENGTH & CONDITIONING COACH

Jay Young enters his fifth season as the Padres Major League Strength and Conditioning Coach after spending the previous four seasons at various levels in the Padres minor league system. Young earned his Bachelor of Science degree in Biomedical Engineering from The Ohio State University in 2014 and a Master of Science in Exercise Science with a Major in Sports Sciences from Florida State University in 2015.



RYO NAITO

MAJOR LEAGUE STRENGTH & CONDITIONING COACH

Ryo Naito enters his first season as the Padres Major League Strength and Conditioning Coach after spending the previous two seasons as Padres Minor League Strength and Conditioning Coordinator. Before joining the Padres, Naito spent the previous eight seasons as Major League Strength and Conditioning Coach for Baltimore Orioles. Naito earned his Bachelor of Science degree in Exercise and Sports Science from Oregon State University 2009 and a Master of Education in Applied Exercise and Sports Science from Springfield College in 2011.



ATSUSHI NAKASONE

MASSAGE THERAPIST

Atsushi Nakasone enters his seventh season with Padres as the Massage Therapist, having earned his Bachelor of Science degree in Athletic Training from San Diego State University in 2011 and a Master of Science in Traditional Oriental Medicine from Pacific College of Oriental Medicine, San Diego in 2017. Nakasone is a certified Athletic Trainer (ATC) with the National Athletic Trainers' Association, a licensed massage therapist and a licensed acupuncturist. He resides in El Cajon with his wife, Motomi, son, Louis, and daughter, Mysti.



RYUJI IKUNO

MASSAGE THERAPIST

Ryuji Ikuno enters his first season with the Padres as a massage therapist. Most recently, he spent three years with the Hokkaido Nippon Ham Fighters (2021-2023) in Japan's Nippon Professional Baseball League. For the 10 years prior to working with the Fighters, Ryuji served as a physical therapist in clinics and hospitals, earning a bachelor's degree in physical therapy in 2011 from Tohoku Bunka Gakuen University and obtaining his athletic training certification in 2015. Ikuno acquired a license in acupuncture and massage therapy from the Akamonn School of Acupuncture and Traditional Bone-Setting in 2019. He currently resides in Miyagi, Japan.



JAIME GOTTLIEB

LEAD PERFORMANCE DIETITIAN

Jaime Gottlieb enters her first season as the Lead Performance Dietitian for the Padres after spending the last two years working as the Padres' minor league performance dietitian. She previously served as an assistant sports dietitian at the University of Nebraska's athletic department from 2020-22. A 2020 graduate of the University of Missouri's coordinated program in dietetics, Gottlieb received a bachelor's degree in nutrition and exercise physiology and a master's degree in dietetics. A St. Louis, Mo. native, Gottlieb resides in Phoenix, Ariz. with her husband, Jeremy.



CATHERINE M. ROBERTSON, MD

BOARD-CERTIFIED ORTHOPEDIC SURGEON

Dr. Robertson is the Padres head team physician. Is a board-certified orthopedic surgeon who specializes in treating injuries of the shoulder, knee and hip using minimally invasive techniques for restoring joint function and to treat complex ligament, tendon, cartilage and meniscus injuries.

Completed her residency training at UC San Diego School of Medicine and her fellowship training in sports medicine and shoulder surgery at the Hospital for Special Surgery in New York City. Dr. Robertson is Chief of Sports Medicine at UC San Diego Health. She was associate team physician for the San Diego Chargers from 2013-2017. She is also team physician for the San Diego Sea

Lions women's professional soccer team and UC San Diego Tritons, as well as the lead physician for the partnership between UC San Diego Health and the US Olympic Committee.



KENNETH S. TAYLOR, MD

BOARD-CERTIFIED IN FAMILY AND SPORTS MEDICINE

Dr. Taylor is a Padres team physician, serving as the lead primary care physician for the club. Is a board-certified family medicine doctor who specializes in sports medicine. His expertise includes diagnosing, treating and preventing athletic injuries. Dr. Taylor has a special interest in using musculoskeletal ultrasound to perform diagnostic and therapeutic treatments.

Dr. Taylor completed a fellowship and residency at UC San Diego School of Medicine, where he also earned his medical degree. He is a co-team physician for the San Diego Sockers and the head team physician for UC San Diego intercollegiate and club athletics. Dr. Taylor also serves as the medical director for the International Surfing Association.



DANIEL SLATER, MD

BOARD-CERTIFIED IN FAMILY MEDICINE

Dr. Slater is a Padres associate team physician.

Is board certified in both family medicine and integrative medicine, and he is a fellow of the American Academy of Family Physicians (FAAFP). Dr. Slater completed a fellowship in integrative medicine at the University of Arizona and a residency in family medicine at UCLA Medical Center, Santa Monica. He earned his medical degree from UC San Diego.

A professor in the Department of Family Medicine and Public Health, Dr. Slater trains medical students and residents at UC San Diego School of Medicine.



BRYAN LEEK, MD

BOARD-CERTIFIED IN SPORTS MEDICINE

Dr. Leek is a Padres associate team physician. He is a board-certified orthopedic surgeon specializing in sports medicine and upper extremity surgery. He has advanced training in both sports medicine and surgical management of injuries to the shoulder, elbow, hand, wrist.

Dr. Leek completed his Orthopedic Surgery residency at UC San Diego School of Medicine and his fellowship training in Sports Medicine at the San Diego Sports Medicine and Arthroscopy Fellowship. His upper extremity fellowship was completed at the CV Starr Hand Center, Roosevelt Hospital in New York City.



AMY LEU, DO

BOARD-CERTIFIED IN FAMILY AND SPORTS MEDICINE

Dr. Leu is a Padres associate team physician. She is board certified in family medicine with speciality training in sports medicine. Her expertise includes the diagnosis and treatment of athletic injuries as well as general primary care.

Dr. Leu completed her fellowship training at UC San Diego and her residency at UC Irvine. She completed her medical degree at Touro University. She also serves as a team physician for UC San Diego Intercollegiate and Club Sports Athletics and is a team physician for the US Figure Skating Association.



LAURA SUDANO, PHD, LMFT

Dr. Sudano is the Padres Employee Assistance Coordinator, and she completed her fellowship training in Medical Family Therapy from St. Mary's Hospital in Grand Junction, Colorado and doctoral training at Virginia Tech.

Before coming to San Diego, she worked with Wake Forest University where she consulted with teams and coaches and provided mental/behavioural health care and mental skills training to athletes. She serves as a member of the Board of Directors for Collaborative Family Healthcare Association (CFHA), a national organization that focuses on integrated behavioural health care. An Associate Clinical Professor and Associate Director for Integrated Behavioral Health in the Department of Family Medicine, Dr.

Sudano sees athletes from the United States Olympic and Paralympic Committee (USOPC) Training Center and trains medical students, behavioural health providers, and residents at UC San Diego Health.

STEPHANIE MARTIN

UCSD PATIENT CARE NAVIGATOR



2024 SAN DIEGO PADRES



PEDRO AVILA

Height: 5-11 Bats: R
Weight: 225 Throws: R

AH-vih-la
pedroavilapuentes

60

RHP

Full Name	Pedro Manuel Avila Puentes
Date of Birth	January 14, 1997 in Caracas, Venezuela
Current Residence	Caracas, Venezuela
2024 Opening Day Age	27
MLB Service Time	0.099
MLB Debut	April 11, 2019 @ ARI (with SD)
How Obtained	Acquired from WSH in exchange for Derek Norris on December 2, 2016
Contract Status	Signed through 2024

QUICK HITS

- Threw 25.2 innings as a starter vs. 24.2 innings as a reliever in 2023. Among all hurlers with rookie status last season (min. 24.0 IP in relief), his 1.46 ERA in relief trailed only Jhony Brito, 1 of the 4 pitchers SD acquired in the trade that sent Juan Soto and Trent Grisham to NYY.
- Compiled 3 straight relief outings of 4.0+ IP while allowing 1 ER-or-fewer from Aug. 6-17, 2023 - 1 of just 2 pitchers in SD history to do so (also: Mike Corkins, August 1973).
- After clearing outright waivers in June of 2022, he had his contract selected in November '22 and was added to the 40-man roster.
- His 124 strikeouts in 2022 were the most by an El Paso (AAA) pitcher in team history, surpassing the previous record of 121 held by Chris Smith (2015) and Carlos Pimentel (2016).
- Underwent Tommy John surgery on September 14, 2019, and he did not pitch in 2020 while recovering.
- Made his ML debut in a start on April 11, 2019 at ARI (1 run, 4 hits, 5 SO, 1 BB), which was his only appearance for SD in 2019 at the big league level. Prior to his debut, his 1 start for Amarillo (AA) was the highest level at which he had pitched.
- His 142 strikeouts in 2018 ranked 2nd in the California League and 3rd in the Padres system while his 170 punchouts in 2017 led all SD farmhands.
- On August 8, 2017, struck out a Fort Wayne (A) record 17 batters with 0 BB allowed.

2023 SEASON

- Had his contract selected and added to the 40-man roster on Nov. 10, 2022...recalled from Triple-A El Paso for the 2nd and final time on July 23, remaining with the big league club for the balance of the regular season.
- Went 1-0 with a 1.46 ERA (4 ER, 24.2 IP) and .184/.276/.299 opponent slash line in his 8 relief appearances vs. a 4.91 ERA (14 ER, 25.2 IP) and .270/.383/.370 slash line across 6 starts.
- Among all rookies who tossed at least 24.0 innings in relief, his 1.46 ERA led the NL and ranked 2nd among all ML rookies, behind only NYY Jhony Brito's 1.43 ERA.

ACCOLADES

California League Mid-Season All-Star (2018, Lake Elsinore)

- 6 of his first 7 outings for SD came in a relief role and he was scoreless in 4 of the 7 appearances from July 2-Aug. 21 (1.17 ERA, .214 opp. AVG).
 - Compiled 3 straight relief outings of 4.0+ IP while allowing 1 ER-or-fewer from Aug. 6-17, 1 of just 2 pitchers in SD history to do so (also: Mike Corkins, Aug 1973)...that last ML pitcher to do so was OAK's Daniel Mengden in Sept 2018, with Bob Melvin serving as the manager for both hurlers.
 - 5 of his 7 final outings came as a starter from Aug 26-Oct 1... in those 7 outings, he went 2-2 with a 4.94 ERA (15 ER, 27.1 IP), .243 opp. AVG and .150 WHIP.
 - In his start vs. PHI on Sept. 5, he became the 1st ML starter to toss 6.2+ scoreless innings while walking at least 6 since STL's Adam Wainwright on June 2, 2019 vs. PIT, when he went 8.0 scoreless innings with 7 walks allowed.
 - Struck out a career-high 7 on 3 occasions, back-to-back outings on Aug 1 @ COL and Aug 6 vs LAD, as well as his final outing of the season on Oct 1 @ CWS.
 - Made 7 appearances at both home and on the road...posted a 1.90 ERA (5 ER, 23.2 IP) at Petco Park and a 5.40 ERA (13 ER, 26.2 IP) in away parks.
 - Limited left-handed hitters to a .188 AVG (15-80) while righties hit .262 (28-107).
 - Opponents hit .217 (10-46) with RISP and .100 (2-20) with RISP/2 out.
 - Per Statcast, relied on 4 pitches: 4-seam fastball (32.4%), changeup (25.6%), sinker (21%) and curveball (21%)... opponents hit just .148 (9-61) vs. his changeup, with 26 of his 54 strikeouts coming against the pitch.
 - Ranked in the 98th percentile in ground ball percentage (60.3%) and 92nd percentile in barrel rate (4.4%).
 - In minor league action in '23, he made 20 app (15 starts) between ELP (19 app) and Fort Wayne (1 app), going 1-6 with a 8.42 ERA, 7.9 SO/9 IP ratio and .309 AVG.
- ## 2022
- Had two separate stints with the Padres' Major League club, making the first 2 relief appearances of his MLB career on April 14 vs. ATL (1.0 IP, 2 H, ER, HR, 2 SO, GF) and April 24 vs.

PEDRO AVILA



LAD (3.0 IP, H, ER, BB, 3 SO).

- Called up as the 27th man for the May 4 doubleheader at CLE but did not appear in the games and was returned to El Paso that same day.
- Spent the majority of the season with El Paso, making 30 app. and a career-high 24 starts for the Chihuahuas, going 7-2 with a 4.58 ERA (57 ER, 112.0 IP) and an El Paso club-record 124 strikeouts against 49 walks.
- He cleared waivers and was outrighted to El Paso on June 6, 2022
- Made his 100th professional start on June 23 @ Sacramento.
- On Sept. 23 vs. Oklahoma City, he led the Chihuahuas to the team's 83rd victory of the season, the most in a single season in team history...the previous record was 82 wins in 2018...he struck out nine Dodgers and set a new single-season strikeout record by a Chihuahuas pitcher.
- Had his contract selected and was added to the Padres' 40-man roster on November 10, 2022.


2021

- Split the majority of his season between San Antonio (AA) and El Paso (AAA) before having his contract selected by SD on October 1 to make his 2nd career ML start that same day @ SF (4.0 IP, 4 H, ER, 3 BB, 5 SO).
- Made 13 app. (1 start) for ELP, going 1-0 with a 3.22 ERA (8 ER, 22.1 IP)...tossed 23 outings (10 starts) for SA, going 1-4 with a 4.64 ERA (27 ER, 52.1 IP) while converting both of his two save opportunities.
- Limited hitters to a .208 AVG along with a 3.04 ERA across 18 outings (one start) in June/July.
- Posted eight scoreless outings (2 starts) of 2.0 IP-or-more.

2020

- Did not pitch while rehabbing from Tommy John surgery (performed on September 14, 2019).

PEDRO AVILA



2019

- Made his ML debut for SD on April 11 at ARI and spent the rest of the season between Amarillo (AA) and the AZL Padres (R)...after ending his rehab program for a strained right elbow with the AZL Padres, Avila made 1 start for AMA in August before aggravating the injury and undergoing Tommy John surgery on Sept. 14.
- Tossed 5.1 innings of 1-run, 4-hit ball in his ML debut on April 11 @ ARI, striking out 5 and walking 1 but did not factor into SD's 7-6 eventual win...with his start, it marked the 1st time in SD history in which the team saw 3 debuts as a starting pitcher within the 1st 14 games of a season (also: Nick Margevicius on March 30 vs. SF and Chris Paddock on March 31 vs. SF).
- The Padres posted 6 consecutive ML debuts of 5.0+ innings and 2 earned runs-or-fewer, with Avila's being the 4th...in order: Jacob Nix (2018), Nick Margevicius, Chris Paddock, Pedro Avila, Cal Quantrill and Logan Allen...the Padres became the 1st team to string together 6 straight such ML debuts overlapping seasons since the Los Angeles Dodgers from August 2002 to May 2008.
- Made just 1 start for AMA prior to his big league debut, a 1-run, 2-hit outing across 6.0 IP on April 6 at Corpus Christi... prior to 2019, he had not made an appearance above A-ball.

2018

- Spent the entire season with Lake Elsinore (A), going 7-9 with a 4.27 ERA (62 ER, 130.2 IP) across 24 app. (20 starts).
- Earned California League Mid-Season All-Star honors and logged a career-high 130.2 IP...his 142 SO led all LE hurlers, ranked 2nd in the CAL and 3rd in the Padres system.
- For LE, earned the win in each of his 6 outings (3 starts) from July 5-August 5...went 4-0 with a 2.67 ERA (9 ER, 30.1 IP) and 33 SO against 8 BB over the stretch.

2017

- Split the season between LE and Fort Wayne (A) after being acquired by SD in the offseason from WSH in exchange for C Derek Norris.
- Pitched to a combined 8-5 record between LE and FW with a 3.70 ERA across 24 app. (23 starts)...his 170 SO led the Padres farm system.
- Began the season with LE where he made 10 app. (9 starts), posting a 4.98 ERA...assigned to FW on June 12 where he went 7-1 with a 3.05 ERA (29 ER, 85.2 IP) with 117 SO.
- Recorded 4 double-digit SO games, including a TinCaps'

PEDRO AVILA



club-record 17 SO and 0 BB on Aug. 8 @ Great Lakes.

- Tabbed by *Baseball America* has having the best curveball in the Padres' system following the season.

- Made his professional debut in **2015** with the DSL Nationals (R), while also making 1 appearance for the GCL Nationals (R), going a combined 7-3 with a 2.12 ERA (15 ER, 63.2 IP), 92 SO against 18 BB.

2015-16

- Spent the entire **2016** season with Hagerstown (A) of WSH, going 7-7 with a 3.48 ERA (36 ER, 93.0 IP) with 92 SO against 38 BB across 20 appearances (all starts).

PEDRO AVILA CAREER PITCHING

Season	Team	League	W	L	ERA	G	GS	CG	SV	SVO	IP	H	R	ER	HR	HB	BB	SO	WHIP	AVG	AB	WP	GDP	TBF	NP/S
2015	D-NAT	ROK	6	3	2.26	13	13	0	0	0	59.2	46	22	15	1	5	17	87	1.06	.211	218	8	1	244	489/397
2015	G-NAT	ROK	1	0	0.00	1	0	0	0	0	4.0	1	0	0	0	1	1	5	0.50	.077	13	1	0	15	28/23
2015	2 Teams	Minors	7	3	2.12	14	13	0	0	0	63.2	47	22	15	1	6	18	92	1.02	.203	231	9	1	259	517/420
2015	2 Teams	ROK	7	3	2.12	14	13	0	0	0	63.2	47	22	15	1	6	18	92	1.02	.203	231	9	1	259	517/420
2016	HAG	A(Full)	7	7	3.48	20	20	0	0	0	93.0	86	41	36	10	7	38	92	1.33	.249	346	3	7	395	1408/862
2017	FW	A(Full)	7	1	3.05	14	14	0	0	0	85.2	74	31	29	3	5	15	117	1.04	.231	320	2	3	345	1229/799
2017	LE	A(Adv)	1	4	4.98	10	9	0	0	1	43.1	50	31	24	2	2	18	53	1.57	.284	176	12	4	197	773/450
2017	2 Teams	Minors	8	5	3.70	24	23	0	0	1	129.0	124	62	53	5	7	33	170	1.22	.250	496	14	7	542	2002/1249
2018	LE	A(Adv)	7	9	4.27	24	20	0	1	1	130.2	136	69	62	8	5	54	142	1.45	.270	504	13	17	568	2112/1324
2019	A-PA2	ROK	0	0	9.00	1	1	0	0	0	2.0	2	2	2	1	1	1	3	1.50	.250	8	1	0	10	19/14
2019	A-PA1	ROK	0	1	0.90	3	2	0	0	0	10.0	5	1	1	0	0	2	15	0.70	.143	35	1	0	37	75/66
2019	AMA	AA	0	2	8.25	3	3	0	0	0	12.0	14	12	11	4	1	6	13	1.67	.286	49	1	0	56	212/134
2019	SD	MLB	0	0	1.69	1	1	0	0	0	5.1	4	1	1	0	1	2	5	1.13	.200	20	0	0	23	85/55
2019	3 Teams	Minors	0	3	5.25	7	6	0	0	0	24.0	21	15	14	5	2	9	31	1.25	.228	92	3	0	103	306/214
2019	2 Teams	ROK	0	1	2.25	4	3	0	0	0	12.0	7	3	3	1	1	3	18	0.83	.163	43	2	0	47	94/80
2021	SA	AA	1	4	4.64	23	10	0	2	2	52.1	47	29	27	4	7	21	58	1.30	.240	196	5	4	226	889/568
2021	ELP	AAA	1	0	3.22	13	1	0	0	1	22.1	18	9	8	1	4	15	24	1.48	.222	81	1	1	101	393/237
2021	SD	MLB	0	1	2.25	1	1	0	0	0	4.0	4	2	1	1	0	3	5	1.75	.235	17	0	0	20	84/52
2021	2 Teams	Minors	2	4	4.22	36	11	0	2	3	74.2	65	38	35	5	11	36	82	1.35	.235	277	6	5	327	1282/805
2022	ELP	AAA	7	2	4.58	30	24	0	0	0	112.0	98	64	57	16	3	49	124	1.31	.232	422	4	8	475	1864/1195
2022	SD	MLB	0	0	4.50	2	0	0	0	0	4.0	3	3	2	1	1	1	5	1.00	.188	16	1	0	18	70/45
2023	ELP	AAA	1	6	8.57	19	15	0	0	0	55.2	72	56	53	13	2	31	48	1.85	.313	230	3	3	270	968/587
2023	SD	MLB	2	2	3.22	14	6	0	0	0	50.1	43	23	18	3	5	25	54	1.35	.230	187	5	6	220	895/545
Career	SD	MLB	2	3	3.11	18	8	0	0	0	63.2	54	29	22	5	7	31	69	1.34	.225	240	6	6	281	1134/697
Career	10 Teams	Minors	39	39	4.28	174	132	0	3	5	682.2	649	367	325	63	43	268	781	1.34	.250	2598	55	48	2939	10459/6656

CAREER TRANSACTIONS

OPTIONS USED: 3/3

2014 Signed by WSH as an international free agent, July 5

2016 Acquired by SD from WSH in exchange for C Derek Norris, December 2



JOSÉ AZOCAR

Height: 5-11 Bats: R
Weight: 191 Throws: R

uh-ZOH-car

joseazocar

28

OF

Full Name	José Enrique Azocar
Date of Birth	May 11, 1996 in Sucre, Venezuela
Current Residence	Sucre, Venezuela
2024 Opening Day Age	27
MLB Service Time	1.097
MLB Debut	April 11, 2019 @ ARI (with SD)
How Obtained	Signed as a minor league free agent on November 17, 2020
Contract Status	Signed through 2024

QUICK HITS

- Cracked the Padres Opening Day rosters in 2022 and 2023, owning a .981 fielding percentage (4 errors, 211 total chances) across 136 outfield appearances his first 2 Major League seasons.
- On May 30, 2022 @ STL, became the 1st Padres' rookie since Franmil Reyes in 2018 to collect multiple hits and an outfield assist in the same game.
- Named the Eastern League Rookie of the Year in 2019 in DET's system and led the league in total hits (144), while ranking 2nd in AVG (.286).

2023 SEASON

- Made his 2nd consecutive Opening Day roster for the Padres and appeared in 55 games (24 GS), hitting .231 (21-for-91) with 6 2B, 2 HR, 9 RBI and 8 SB across 2 stints with the club.
- On May 5, was placed on the 10-day IL (retro: May 3) with left elbow inflammation and made 1 rehab appearance with Triple-A El Paso before being optioned to the Chihuahuas on June 2.
- Proceeded to play in 49 games with El Paso at a .269 clip with 9 2B, 5 HR and 27 RBI from May 19 to Aug. 6.
- Was recalled on Aug. 8 from Triple-A El Paso and appeared in 29 games (10 GS) with the Padres, going 9-for-40 (.225) with 8 R, 4 2B, 2 HR and 6 RBI.
- Sept. 15 @ OAK, launched his 1st career HR and tallied a career-high 3 RBI.
- Sept. 24 vs. STL, hit his 2nd-career HR, snapping an 0-for-13 skid at the plate.
- On Oct. 1 @ CWS, hit his 6th 2B of the year to conclude his 2023 campaign collecting 3 XBH (2 2B, HR) in his last 6 games (.200 BA)...connected with just 3 XBH in his previous 21 games.

2022

- Made his first career Opening Day roster and finished his rookie campaign totaling a .257 average (52-202) with 9 doubles, 3 triples and 10 RBI across 98 games.
- Made his Major League debut on Opening Day, when he appeared as a defensive substitution in left field in the

ACCOLADES

MiLB Organization All-Star (2019, DET)

Eastern League ROY, Mid & Post-Season All-Star (2019, Erie)

Gulf Coast League Post-Season All-Star (2015, GCL Tigers)

MiLB.com Gulf Coast League Player of the Month (August, 2015)

bottom of the ninth at Arizona.

- Collected his first ML hit two games later on April 9 at Arizona, with a single to center field in the ninth inning after entering the game in left field in the bottom of the eighth.
 - Made his first Major League start on April 18 vs. CIN in center field...went 0-for-2 with a pair of walks (single-game career high) and a strikeout.
 - Tallied a .303 average (10-33) across 44 games off the bench and a .249 average (42-169) in 54 starts.
 - Optioned to Triple-A El Paso on July 15, where he collected 6 doubles, 5 home runs and 16 RBI at a .306 (30-98) clip in 23 games across 2 stints for the Chihuahuas.
 - Recalled from Triple-A El Paso on Aug. 20 and spent the remainder of the season at the Major-League level, hitting .304 (21-69) with 3 doubles, 2 RBI and 11 runs scored.
 - On May 23 vs. MIL, collected his first walk-off hit...per Elias, it marked the 48th walk-off by a Padre rookie - the last five have been: Jake Cronenworth (Aug. 20, 2020), Seth Mejias-Brean (Sept. 22, 2019) and three across the 2018 season by Francisco Mejia, Franmil Reyes and Christian Villanueva.
 - On May 30, became the first Padres' rookie to collect multiple hits and an outfield assist in a game since Franmil Reyes on Sept. 16, 2018, vs. Texas (2 hits, 1 outfield assist).
 - Swiped 5 bags on the year, which ranked as the 4th-most on the team, alongside Jurickson Profar.
 - Turned in a .975 fielding percentage (4 errors in 161 total chances) across 92 games (54 GS), including 49 games in right field (.966 FPCT) 35 games in center field (.978 FPCT) and 21 games in left field (1.000 FPCT).
- POSTSEASON:** Appeared in three Postseason games off the bench during the National League Division Series against the Dodgers (2 G) and the League Championship Series against the Phillies (1 G).
- Did not record a hit but stole a base in Game 2 of the NLDS and scored a run in Game 5 of the NLCS.

JOSÉ AZOCAR



2021

- Split the season between San Antonio (AA) and El Paso, setting career highs in doubles (22), triples (14), RBI (70), walks (41) and stolen bases (32).
- Hit .276 (83-for-301) with 8 2B, 6 3B, 9 HR, 43 RBI, 46 runs scored, 35 walks and 15 stolen bases while with SA.
- Appeared in 2 games with ELP (July 6 and Aug. 3) before being assigned to ELP on Aug. 9, where he remained for the rest of the season.
- Collected at least 1 hit in 40 of his 49 total games with ELP, including 8 triples from Aug. 9 through the end of the season, a mark that led the Triple-A West League for the entire campaign.
- Made 38 starts for ELP in CF, 5 in RF, 2 in LF and 1 as the DH...his 7 OF assists led the club.

2020

- Was a non-roster invite to Detroit's Major League Spring Training but was not a part of the Tigers' 60-man player pool at their Alternate Training Site.

2019

- Named the Eastern League Rookie of the Year in 2019, playing in 129 games with Erie (AA).
- Selected to the Eastern League Mid-Season and Post-Season All-Star Teams and was named an Organization All-Star for DET by MiLB.com.

- Led the Eastern League with 144 hits, while ranking 2nd with a .286 AVG (144-504), 3rd with 201 total bases and eighth with 65 runs scored.
- Opened the season slashing .378/.397/.500 with 5 2B, 2 3B and 7 RBI in 20 games during April.
- Hit a pair of home runs and had a season-high 4 RBI on July 29 vs. Trenton.
- Played for Mesa in the Arizona Fall League, hitting .279/.353/.295 with 1 2B and 7 RBI in 17 games.

2018

- Combined to play in 109 games between West Michigan (A) and Lakeland (A).
- Tied for the lead among Tigers' minor leaguers with 9 3B, while he was T-4th with 120 hits and 8th with 161 total bases.
- Hit over .300 in each of the final 3 months of the season, slashing .322/.358/.511 in 24 games during June, .313/.317/.438 in 25 games in July and .355/.386/.430 in 25 games during August.

2017

- Spent the entire season with Lakeland (A), playing in 119 games.
- Had 4 hits, including a 2B, on April 14 at Charlotte...added a second 4-hit game with a 3B and 2 RBI on July 9 at Daytona.

JOSÉ AZOCAR



2016

- Set a career high with 129 games played with West Michigan (A) in 2016.
- Named a Tigers Minor League Gold Glove winner as an outfielder, finishing the season with 16 assists.
- Ranked T-2nd in the Midwest League with 8 3B, while he was T-5th with 141 hits and T-7th with 129 games played.
- Opened the season slashing .325/.354/.403 with 2 2B, 2 3B and 9 RBI in 20 games during April.
- Had a 13-game hitting streak from May 20-June 3, slashing .400/.434/.460 with 1 2B, 1 3B and 3 RBI.
- Rated as the 12th-best prospect in the Tigers organization by *Baseball America* following the season.

2015

- Spent the majority of the season with the GCL Tigers, where he was named the team's Player of the Year and earned GCL Post-Season All-Star honors.
- Named a Tigers Minor League Gold Glove winner as an outfielder, committing just three errors in 148 total chances along with nine assists
- Earned Tigers Minor League Player of the Month and GCL

Player of the Month for August after slashing .411/.416/.568 with 7 2B, 4 3B and 23 RBI in 26 games.

- Ranked as the No. 15 prospect in the Tigers organization by *Baseball America* following the season.

2013-14

- Named the VSL Tigers Player of the Year in **2014**.
- Led the Venezuelan Summer League in hits (85) and AVG (.340, 85-for-250) while he ranked T-2nd with 6 3B, 3rd with 36 RBI and 107 total bases and 5th with a .428 SLG.
- Recorded a 14-game hitting streak from May 13-31, slashing .439/.448/.632 with 2 2B, 3 3B, 1 HR and 13 RBI...had 10 multi-hit games during the streak, including 7 consecutive from May 22-31.
- Finished the month of June hitting .349/.391/.446 with two doubles, three triples and eight RBI in 22 games.
- Began his professional career in **2013**, appearing in 62 games with the VSL Tigers.

JOSÉ AZOCAR



PERSONAL

- Is from Sucre, Venezuela...credits his father as teaching him baseball, as his father would bring him to stadiums on a bicycle and hit him ground balls as a shortstop and teach him how to hit.
- His nickname is "Sugar," a nod to the Spanish translation of the word — "azúcar" — sounding similar to his last name.
- Gave hitting lessons in the US during the pandemic to send money to his father and neighbors in Venezuela.
- His late uncle, Óscar Azocar, played three years in the Majors: one with the Yankees and two with the Padres (1991-92).

JOSÉ AZOCAR CAREER BATTING

Season	Team	League	AVG	G	AB	R	H	2B	3B	HR	RBI	BB	SO	SB	CS	OBP	SLG	OPS	PA	HBP	SAC	SF	GIDP
2013	V-TIG	ROK	.234	62	205	20	48	11	2	0	16	3	43	5	2	.251	.307	.558	212	2	1	1	1
2014	V-TIG	ROK	.340	65	250	39	85	7	6	1	36	11	48	13	5	.373	.428	.801	269	4	1	3	4
2015	G-TIG	ROK	.325	51	194	29	63	10	5	0	29	7	31	6	4	.350	.428	.778	211	2	5	3	2
2015	CT	A(Short)	.087	7	23	1	2	1	0	0	0	1	7	0	0	.125	.130	.255	24	0	0	0	0
2015	2 Teams	Minors	.300	58	217	30	65	11	5	0	29	8	38	6	4	.326	.396	.722	235	2	5	3	2
2016	WM	A(Full)	.281	129	501	56	141	11	8	0	51	25	119	14	5	.315	.335	.650	532	1	2	3	19
2017	LAK	A(Adv)	.220	119	431	38	95	10	6	3	37	14	122	12	6	.246	.292	.538	456	2	5	4	10
2018	WM	A(Full)	.317	27	104	19	33	3	6	1	16	5	21	6	2	.355	.490	.845	110	1	0	0	2
2018	LAK	A(Adv)	.290	82	300	34	87	14	3	1	34	9	64	5	2	.308	.367	.675	318	2	0	7	13
2018	2 Teams	Minors	.297	109	404	53	120	17	9	2	50	14	85	11	4	.320	.399	.719	428	3	0	7	15
2019	ERI	AA	.286	129	504	65	144	21	3	10	58	21	132	10	3	.317	.399	.716	538	5	1	7	22
2021	SA	AA	.276	79	301	46	83	8	6	9	43	35	71	15	11	.360	.432	.792	343	5	1	1	8
2021	ELP	AAA	.289	49	190	26	55	14	8	0	27	6	45	17	3	.308	.447	.755	201	1	0	4	5
2021	2 Teams	Minors	.281	128	491	72	138	22	14	9	70	41	116	32	14	.341	.438	.779	544	6	1	5	13
2022	ELP	AAA	.306	23	98	11	30	6	0	5	16	7	24	3	1	.352	.520	.872	105	0	0	0	0
2022	SD	MLB	.257	98	202	24	52	9	3	0	10	12	44	5	6	.298	.332	.630	216	0	1	1	6
2023	ELP	AAA	.269	49	201	31	54	9	0	5	27	9	45	18	5	.307	.388	.695	212	2	0	0	7
2023	SD	MLB	.231	55	91	16	21	6	0	2	9	4	24	8	2	.278	.363	.641	102	2	5	0	2
Career	SD	MLB	.249	153	293	40	73	15	3	2	19	16	68	13	8	.292	.341	.633	318	2	6	1	8
Career	8 Teams	Minors	.279	871	3302	415	920	125	53	35	390	153	772	124	49	.313	.380	.693	3531	27	16	33	93

DIVISION SERIES

Season	Team	League	AVG	G	AB	R	H	2B	3B	HR	RBI	BB	SO	SB	CS	OBP	SLG	OPS	PA	HBP	SAC	SF	GIDP
2022	SD	MLB	.000	2	0	0	0	0	0	0	0	0	0	1	0	.000	.000	.000	0	0	0	0	0

LEAGUE CHAMPIONSHIP SERIES

Season	Team	League	AVG	G	AB	R	H	2B	3B	HR	RBI	BB	SO	SB	CS	OBP	SLG	OPS	PA	HBP	SAC	SF	GIDP
2022	SD	MLB	.000	1	0	1	0	0	0	0	0	0	0	0	0	.000	.000	.000	0	0	0	0	0

POSTSEASON (COMBINED)

Season	Team	League	AVG	G	AB	R	H	2B	3B	HR	RBI	BB	SO	SB	CS	OBP	SLG	OPS	PA	HBP	SAC	SF	GIDP
2022	SD	MLB	.000	3	0	1	0	0	0	0	0	0	0	1	0	.000	.000	.000	0	0	0	0	0

CAREER TRANSACTIONS

OPTIONS USED: 2/3

- 2012 Signed by DET as a minor league free agent, October 4
- 2019 Signed by DET as a minor league free agent, November 2
- 2020 Signed by SD as a minor league free agent, November 17



LAKE BACHAR

NRI

Height: 6-2 Bats: R
Weight: 231 Throws: R

67

RHP

Full Name	Lake David Bachar
Date of Birth	June 3, 1995 in Winfield, Illinois
Current Residence	Aurora, Illinois
2024 Opening Day Age	28
MLB Service Time	0.000
How Obtained	Signed as a fifth-round selection in the 2016 First-Year Player Draft, June 14
Contract Status	Signed through 2024

BAWK-er
6th_great_lake

QUICK HITS

- Entered 2024 having made 149 appearances (57 starts) with a 4.04 career ERA across six minor league seasons in the Padres' system (2016-23).
- Posted a career-best 2.69 ERA (18 ER, 60.1 IP) in a career-high 42 appearances in 2023 for Double-A San Antonio.
- Underwent Tommy John surgery in 2021, missing the entire season, and did not pitch in 2020 due to the COVID 19-pandemic.
- Finished the 2019 season among Texas League leaders in wins (8, T-2nd), SO (126, 5th) and IP (126.2, 6th), earning TL Post-Season All-Star honors.
- In August 2019, the Sod Poodles hosted "Bachar Strong Night" as a show of encouragement for Lake's father, David, who was diagnosed with cancer in January 2018... the Sod Poodles took the field in a Padres throwback-themed jersey with #BacharStrong on the sleeve and the phrase "No One Fights Alone" on the back, a phrase that became a Bachar family rallying cry in David's fight against cancer.

2023 SEASON

- Worked in a career-high 42 games for Double-A San Antonio and posted a career-best 2.69 ERA (18 ER, 60.1 IP) and a 5-1 record for the Missions.
- All 42 appearances he made came out of the bullpen, making it his first season he had not made a single start... prior to 2023, the most appearances he had made in a single season was 27 (done in both 2022 and 2018).
- Led the Missions in holds (eight) and appearances (42), and among San Antonio pitchers who made at least 20 appearances, his 2.69 ERA ranked 2nd best to just Kevin Kopps' 2.63 ERA in his 33 app.
- Logged 5 saves on the year after posting a career-high six saves in 2022...prior to his 11 saves between the 2 seasons, he had just 3 saves in his prior 4 combined minor league seasons.
- In the first half of the season, had a 4.01 ERA (11 ER, 24.2 IP)...in the season's second half, he had a 1.77 ERA (7 ER, 35.2 IP) with 37 strikeouts against 11 walks.
- After posting a 8.10 ERA in 8 April appearances, he bounced back in May with a 0.96 ERA in 8 app...in each of the

ACCOLADES

Texas League Post-Season All-Star (2019 - Amarillo)

Texas League Pitcher of the Week (July 21, 2019 - Amarillo)

Midwest League Pitcher of the Week (August 20, 2017 - Fort Wayne)

remaining 4 months of the season, his ERA did not exceed 2.45.

- Left-handed batters hit .253 against the right-hander, while righties hit .222.
- When pitching with runners in scoring position, he forced opposing hitters to a .192 batting average (14-for-73) with just 5 extra-base hits allowed and a .291 opposing on base percentage.
- Declared free agency on November 6, 2023, and signed back with San Diego on January 11, 2024 as a minor league free agent.

2022

- In his first action since recovering from Tommy John surgery in 2021, he struck out 2 over 3.0 no-hit innings for Double-A San Antonio on May 16 for his season debut...3 relievers followed suit to complete a no-hitter in a 4-0 win over visiting Arkansas.
- Spent the entire season with SA, pitching to a 6.15 ERA (31 ER, 45.1 IP) in 27 appearances (seven starts) for a career-high 1.46 WHIP.
- Made the start in each of his first 7 games to start the season with the Missions, and since June 26, exclusively pitched out of the bullpen.
- Overall as a starter in 2022, he had a 5.40 ERA (14 ER, 23.1 IP) with a .235 opponent average...as a reliever, he had a 6.95 ERA (17 ER, 22.0 IP) with a .304 opponent clip.
- Set a new career high in saves (6), going 6-for-9 in save opportunities.

2021

- Missed the entire campaign after undergoing Tommy John surgery.

LAKE BACHAR



NRI



2020

- Did not pitch due to the COVID-19 Pandemic.
- Entering the 2020 season, was ranked by *Baseball America* as No. 29 in the Padres system.

2019

- Played the majority of his 2019 campaign with Amarillo (AA), setting career bests in wins (8), games started (20), innings pitched (132.2) and strikeouts (133) while giving up a career-high 127 hits and 60 BB.
- Struck out a career-high 9 in 3 of his 4 starts from July 4-21...his 32 combined SO in that span ranked 2nd in all of Double-A and T-5th in the entire minors.
- Earned Texas League Pitcher of the Week honors for the week ending on July 21 after tossing a career-high-tying

7.2-shutout innings, earning the win vs. Northwest Arkansas.

- Finished the season among Texas League leaders in wins (8, T-2nd), strikeouts (126, 5th) and innings pitched (126.2, 6th)...earned TL Post-Season All-Star honors.
- Made 3 appearances (2 starts) in the Sod Poodles' TL Championship title run...struck out 12 across 9.2 IP
- Tied for the AMA staff lead in wins and ranked 2nd in games started (19), innings pitched (126.2), hits allowed (121), runs allowed (62), earned runs allowed (56) and strikeouts (126).

2018

- Played in his 1st full professional season, posting career-highs in losses (9), ERA (4.68), games (27), saves (2), SVO (2), R (67), ER (60), hit batters (8) and opponent AVG (.264).
- Made 9 consecutive starts for San Antonio (AA) from July

LAKE BACHAR

NRI

15-Sept 1, tossing 5.0 innings-or-more in 6 of those outings.

- Made his 1st professional appearance at the plate while with SA, going 0-for-9 with 3 SO across 6 games.
- His 15 HR allowed led SA and ranked T-5th in the TL...his 7 losses and 9 wild pitches were the most among SA pitchers, while his 38 BB tied for the most among the SA pitching staff with Cal Quantrill and Logan Allen.
- Made 2 relief appearances in SA's postseason run, including 1 appearance in the TL Championship Series vs. Tulsa... tossed 6.0 IP with 1 R (ER), 1 hit (HR), 1 BB and 8 SO.

2017

- Made 13 app. (7 starts) between the AZL Padres and Fort Wayne (A), going 5-1 with a 3.38 ERA (19 ER, 50.2 IP).
- Did not allow a run through his 1st 4 appearances while with AZL Padres 1 but went on to allow opponents to score at least 1 run in 8 of his last 9 games between AZL Padres 1, AZL 2 and FW.
- Assigned to FW on July 28 and made 6 consecutive starts for the TinCaps.
- Earned Midwest League Pitcher of the Week honors for FW for the week ending on August 20.

2016

- Began his professional campaign by splitting time between the AZL Padres 1 (R), Lake Elsinore (A) and Fort Wayne (A).
- Posted a 1-0 record with a 1.83 ERA through his 1st 6 games (4 starts) before falling to 0-2 with a 7.00 ERA in 4 games (1 start) with the AZL Padres 1.
- Made 5 relief app. between Lake Elsinore (A) and FW to round out his 1st professional season, holding opponents scoreless in 4 of those outings with just 4 hits allowed.

PERSONAL

- On August 2019, the Amarillo Sod Poodles hosted "Bachar Strong Night" as a show of encouragement for Lake's father, David, who was diagnosed with cancer in January 2018. The Sod Poodles took the field in a Padres throwback-themed jersey with #BacharStrong on the sleeve and the phrase "No One Fights Alone" on the back, a phrase that became a Bachar family rallying cry in David's fight against cancer. The Bachar Strong jerseys were auctioned off following the game, with the proceeds going toward the Bachar family's medical expenses. The Padres also donated various items, including signed bats from Eric Hosmer and Wil Myers as well as a signed game-worn Padres jersey. Bachar Strong T-Shirts were also available in the Sod Poodles team store.
- Prior to his 2016 campaign with the University of Wisconsin-Whitewater, was ranked No. 100 on Baseball America's Top 100 Draft Prospects. Also tabbed as the No. 1 prospect in the Northwoods League on Baseball America's 2015 Summer College League Top Prospects Index.
- His 103 strikeouts led the UW-Whitewater pitching staff and the Wisconsin Intercollegiate Athletic Conference while finishing 5th in the nation. His strikeout-total tied for the 3rd-most in a single season in school program history.
- Was a member of the UW-Whitewater football team, and played football and baseball at Wheaton North High School where he was all-conference for baseball and football and all-area in baseball.

LAKE BACHAR



NRI

LAKE BACHAR CAREER PITCHING

Season	Team	League	W	L	ERA	G	GS	CG	SV	SVO	IP	H	R	ER	HR	HB	BB	SO	WHIP	AVG	AB	WP	GIDP	TBF	NP/S
2016	A-PAD	ROK	1	2	3.45	10	5	0	0	0	28.2	25	11	11	1	1	6	35	1.08	.231	108	0	3	115	208/180
2016	FW	A(Full)	0	0	0.00	1	0	0	0	0	3.0	0	0	0	0	0	1	1	0.33	.000	9	0	0	10	36/24
2016	LE	A(Adv)	1	0	3.60	4	0	0	1	1	5.0	4	2	2	0	0	0	5	0.80	.250	16	0	0	18	52/36
2016	3 Teams	Minors	2	2	3.19	15	5	0	1	1	36.2	29	13	13	1	1	7	41	0.98	.218	133	0	3	143	296/240
2017	A-PAD	ROK	1	0	1.00	5	0	0	0	0	9.0	5	1	1	1	0	6	15	1.22	.156	32	2	0	39	93/64
2017	A-PA2	ROK	0	0	2.25	1	1	0	0	0	4.0	2	1	1	0	0	2	4	1.00	.154	13	2	1	15	30/22
2017	FW	A(Full)	4	1	4.06	7	6	0	0	0	37.2	33	21	17	6	0	6	28	1.04	.239	138	4	2	147	508/344
2017	3 Teams	Minors	5	1	3.38	13	7	0	0	0	50.2	40	23	19	7	0	14	47	1.07	.219	183	8	3	201	631/430
2017	2 Teams	ROK	1	0	1.38	6	1	0	0	0	13.0	7	2	2	1	0	8	19	1.15	.156	45	4	1	54	123/86
2018	LE	A(Adv)	2	2	1.91	7	4	0	1	1	28.1	16	11	6	3	3	9	18	0.88	.167	96	0	3	110	415/250
2018	SA	AA	3	7	5.59	20	14	0	1	1	87.0	99	56	54	15	5	38	62	1.57	.292	339	9	4	387	1484/940
2018	2 Teams	Minors	5	9	4.68	27	18	0	2	2	115.1	115	67	60	18	8	47	80	1.40	.264	435	9	7	497	1899/1190
2019	LE	A(Adv)	0	0	3.00	1	1	0	0	0	6.0	6	4	2	0	0	2	7	1.33	.273	22	0	0	25	83/57
2019	AMA	AA	8	4	3.98	24	19	0	0	0	126.2	121	62	56	18	6	58	126	1.41	.259	468	13	10	536	2137/1358
2019	2 Teams	Minors	8	4	3.93	25	20	0	0	0	132.2	127	66	58	18	6	60	133	1.41	.259	490	13	10	561	2220/1415
2022	SA	AA	5	3	6.15	27	7	0	6	9	45.1	48	35	31	10	4	18	44	1.46	.271	177	5	2	202	815/508
2023	SA	AA	5	1	2.69	42	0	0	5	6	60.1	52	22	18	4	2	25	69	1.28	.234	222	4	3	251	988/630
Career	6 Teams	Minors	30	20	4.06	149	57	0	14	18	441.0	411	226	199	58	21	171	414	1.32	.251	1640	39	28	1855	6849/4413

CAREER TRANSACTIONS

OPTIONS USED: 0/3

2016 Signed by SD as fifth-round selection in the 2016 First-Year Player Draft, June 14

2024 Signed by SD as a minor league free agent, January 11



MATTHEW BATTEN

Height: 5-10 Bats: R
Weight: 199 Throws: R

@batten4
m_batten4

17

INF

Full Name	Matthew Albert Batten
Date of Birth	June 22, 1995 in Shelton, Connecticut
Current Residence	Shelton, Connecticut
2024 Opening Day Age	28
MLB Service Time	0.130
MLB Debut	June 30, 2022 @ LAD (with SD)
How Obtained	Signed as a 32nd-round selection in the 2017 First-Year Player Draft on June 23, 2017
Contract Status	Signed through 2024

QUICK HITS

- Had 2 stints with the Padres in 2023, his 2nd Major League season. Slashed .258/.355/.358 with 6 2B, 2 HR, 11 RBI and 2 SB.
- Made 57 appearances (38 starts) across his first 2 Major League seasons from 2022-23, owning a .986 fielding percentage (2 errors, 143 total chances) with 24 appearances at 3B, 22 at 2B, 6 at 1B, 4 as the DH, 2 as the pitcher, 2 at SS and 1 in LF.
- Spent the majority of his 2022 campaign at Triple-A El Paso where he slashed .289/.382/.458 and ranked among the top Chihuahuas in stolen bases (3rd, 18), walks (4th, 47), games played (6th, 85), at-bats (6th, 325), runs (6th, 63), hits (6th, 94), total bases (7th, 149), doubles (8th, 17), home runs (8th, 12) and RBI (9th, 46).
- In 2022 with El Paso, notched career highs in slugging (.458), OPS (.840) and home runs (12) while hitting at a .290 clip-or-higher in each of his four full months with the Chihuahuas.
- Selected by the Padres in the 32nd round of the 2017 First-Year Player Draft out of Quinnipiac University (Hamden, CT), becoming the 2nd Quinnipiac alumn to reach the Majors (RHP Turk Wnenell, Chicago Cubs in 1993).

2023 SEASON

- In his 2nd Major League season, spent 2 stints with the Padres and slashed a career-best .258/.355/.358 while notching career highs in every offensive category, including 6 2B, 2 HR and 11 RBI with 2 SB.
- Totaled 33 starts at the Major-League level (29 of last 31 G) at a .275 clip (30-for-109) with 18 R, 6 2B, 2 HR and 11 RBI, including starts at first base (4 GS), second base (13 GS) and third base (16 GS).
- Began the season with El Paso, where in his 86 total games with El Paso he posted a .235 average (83-for-353) with a career-matching 20 2B (other: 2019), 1 3B, career-matching 12 HR (other: 2022), 50 RBI, 27 SB and 55 BB against 99 SO...additionally, set career-best marks in RBI and BB.
- Recalled by ELP on July 4...on July 8 vs. NYM, connected with his 1st Major-League HR in his 16th ML game...hit .261 (6-for-23) with 3 R, 1 HR and 3 RBI across 13 games before being optioned back to ELP on Aug. 8.

- Began his 2nd stint with the Padres on Aug. 26, where he made 28 starts in 30 games across the infield, including 15 starts at third with an errorless 132.1 innings...hit .258 (25-for-97) with 6 2B, 1 HR and 8 RBI to cap off his 2023 campaign.
- Posted a ML career-high 4-game hitting streak from Aug. 27 to Sept. 1...collected 3 2B, HR and 2 RBI at a .500 clip with a 1.517 OPS during the span.
- On Aug. 29 @ STL, tallied a career-high 4 hits amidst his 1st career multi-XBH game...it also marked his 2nd career multi-hit effort.
- Concluded the season with 4 multi-hit efforts in his last 15 games (.260 BA) and reached base in 12 of his last 16 games.

2022

- In his fifth professional season, made his Major League debut on June 30 @ LAD...went on to appear in 15 games with the Padres, going 2-for-19 (.105) with a double and RBI.
- Spent the majority of the campaign at El Paso (AAA) where he slashed .289/.382/.458 and ranked among the top Chihuahuas in stolen bases (3rd, 18), walks (4th, 47), games played (6th, 85), at-bats (6th, 325), runs (6th, 63), hits (6th, 94), total bases (7th, 149), doubles (8th, 17), home runs (8th, 12) and RBI (9th, 46).
- With ELP, notched career highs in SLG (.458), OPS (.840) and home runs while hitting at a .290 clip-or-higher in each of his four full months with the Chihuahuas.
- Batted .292 (28-for-96) for ELP with RISP, including a .375 clip (3-for-8) with the bases loaded.
- Hit .285 with 13 XBH (8 2B, 5 HR) in 47 home games for ELP and .294 with 17 XBH (9 2B, 1 3B, 7 HR) in 38 away games.
- Appeared in all 9 slots of the ELP batting order, hitting leadoff the majority of his games played (29 G, .291 AVG).
- Turned in a perfect fielding percentage across the diamond for the Padres, which included 7 games at third base (3 GS), 5 games at second base (1 GS), 2 games as the DH and 1 game in left field.
- Made 85 appearances in the field for the Chihuahuas, playing in 36 games at shortstop (32 GS), 34 at third base (32 GS), 10 at second base (10 GS), 8 in left field (8 GS), 2 at first base (0 GS) and 1 in center field (1 GS).

MATTHEW BATTEN



2021

- Began the season with San Antonio (AA) for the 1st 6 games of the season before being promoted to El Paso (AAA) on May 12...hit .300 with a .370 on-base percentage in 117 games for the Chihuahuas...hit .293 including his time with SA and set career highs in runs scored (72), total hits (123), walks (53), and stolen bases (28).
- Led the Chihuahuas in games played, at-bats (417), runs scored (70), hits (125), strikeouts (119), and stolen bases (27)...his 125 hits finished 5th in Triple-A West, while his 70 runs scored finished 4th, and his 27 stolen bases finished 2nd.
- Had at least 1 hit in 69 of his last 84 games played dating back to June 24, including a season and career-long 11 game hitting streak.
- Played 7 different positions in 2021 for the Chihuahuas: pitcher (5 games), second base (18 games, 16 starts), third base (34 games, 31 starts), shortstop (44 games, 41 starts), left field (11 games, 10 starts), center field (6 games, 6 starts), right field (1 game), and as the designated hitter (1 game, 1 start).
- Hit .335 at home and .259 on the road for ELP.

- On July 3, went 4-for-5 with 4 runs scored, tying his career high for both hits and runs scored in a single game.
- In the month of August, hit .320 (33-for-103) and .308 in September (32-for-104).
- Played in the 2021 Arizona Fall League, batting .270 (17-for-63) in 20 games for the Peoria Javelinas with 2 doubles, 7 RBI, 4 stolen bases, and 12 walks.

2020

- Did not appear in the Padres' 60-man player pool at their Alternate Training Site.

2019

- Played in 2 games for Amarillo (AA) before being promoted on April 8 to ELP...proceeded to play in 109 games with the Chihuahuas, hitting .299 (106-for-354) with a .351 OBP and .424 SLG.
- Hit .341 in home games for ELP and .260 on the road.

MATTHEW BATTEN



2018

- Split the season between Single-A Lake Elsinore (13 games), Double-A San Antonio (63 games), and Triple-A El Paso (2 games), hitting a combined .272 (62-for-288) with 8 2B, 1 3B, 2 HR, 22 RBI, 39 walks, 31 runs scored and 12 SB.
- Began the season with ELP and was assigned to LE on May 8...in 13 games with the Storm, he hit .341 (14-for-41) with a .426 OBP and .816 OPS.
- Promoted from LE to SA on May 31 where he finished the season, playing 63 games for the Missions and batting .260 (47-for-181) with a .368 OBP.

2017

- In his first year of professional ball in 2017, split the campaign between Rookie-Level AZL Padres (29 games, batting .263 with 6 doubles, 2 triples, and 1 home run) and Single-A Tri-City (20 games, batting .206 with 2 doubles).
- Was assigned to AZL Padres on June 24 and promoted to the Dust Devils on August 3.

PERSONAL

- Son of John and Linda Batten...has one sister, Brittany.
- Went to St. Joseph High School in Trumbull, Connecticut.
- Attended Quinnipiac University (Hamden, Connecticut) where he majored in broadcast journalism and played baseball...is still the program's all-time leader in hits (249) and stolen bases (55), and as a senior, was named an All-MAAC Second Team (2015-16), NEIBA All-New England First Team (2015-16), and ABCA/Rawlings Northeast All-Region First Team (2015-16)...joins right-handed pitcher Turk Wendell of the Chicago Cubs as the only 2 Quinnipiac baseball alumnus to reach the Major League.

MATTHEW BATTEN



MATTHEW BATTEN CAREER BATTEN

Season	Team	League	AVG	G	AB	R	H	2B	3B	HR	RBI	BB	SO	SB	CS	OBP	SLG	OPS	PA	HBP	SAC	SF	GDP
2017	A-PAD	ROK	.263	29	99	22	26	6	2	1	14	11	22	1	0	.336	.394	.730	110	0	0	0	1
2017	TRI	A(Short)	.206	20	63	8	13	2	0	0	6	12	17	4	1	.338	.238	.576	77	1	0	1	1
2017	2 Teams	Minors	.241	49	162	30	39	8	2	1	20	23	39	5	1	.337	.333	.670	187	1	0	1	2
2018	LE	A(Adv)	.341	13	41	7	14	2	0	0	4	6	12	1	0	.426	.390	.816	47	0	0	0	0
2018	SA	AA	.260	63	181	22	47	6	1	2	18	29	55	11	2	.368	.337	.705	215	2	3	0	3
2018	ELP	AAA	.167	2	6	2	1	0	0	0	0	4	3	0	0	.500	.167	.667	10	0	0	0	0
2018	3 Teams	Minors	.272	78	228	31	62	8	1	2	22	39	70	12	2	.383	.342	.725	272	2	3	0	3
2019	AMA	AA	.200	2	5	1	1	0	1	0	0	2	1	1	0	.429	.600	1.029	7	0	0	0	0
2019	ELP	AAA	.299	109	354	59	106	20	3	6	48	28	86	7	8	.351	.424	.775	393	3	3	5	7
2019	2 Teams	Minors	.298	111	359	60	107	20	4	6	48	30	87	8	8	.353	.426	.779	400	3	3	5	7
2021	SA	AA	.174	6	23	2	4	1	0	0	2	5	7	1	1	.321	.217	.538	28	0	0	0	0
2021	ELP	AAA	.300	117	417	70	125	14	3	6	39	48	119	27	5	.370	.391	.761	467	0	0	2	5
2021	2 Teams	Minors	.293	123	440	72	129	15	3	6	41	53	126	28	6	.368	.382	.750	495	0	0	2	5
2022	ELP	AAA	.289	85	325	63	94	17	1	12	46	47	73	18	2	.382	.458	.840	378	3	1	2	5
2022	SD	MLB	.105	15	19	0	2	1	0	0	1	2	6	0	0	.227	.158	.385	22	1	0	0	0
2023	ELP	AAA	.235	86	353	71	83	20	1	12	50	55	99	27	4	.341	.399	.740	413	3	0	2	4
2023	SD	MLB	.258	43	120	19	31	6	0	2	11	17	30	2	2	.355	.358	.713	139	1	1	0	0
Career	SD	MLB	.237	58	139	19	33	7	0	2	12	19	36	2	2	.338	.331	.669	161	2	1	0	0
Career	6 Teams	Minors	.275	532	1867	327	514	88	12	39	227	247	494	98	23	.362	.398	.760	2145	12	7	12	26

CAREER TRANSACTIONS

OPTIONS USED: 2/3

2017 Signed by SD as a 32nd-round selection in the 2017 First-Year Player Draft, June 23



RYAN BERGERT

NRI

Height: 6-2 Bats: R
Weight: 216 Throws: R

ryan.bergert
 BUR-gurt

92
RHP

Full Name	Ryan Michael Bergert
Date of Birth	March 8, 2000 in Canton, Ohio
Current Residence	Canton, Ohio
2024 Opening Day Age	24
MLB Service Time	0.000
How Obtained	Signed as a sixth-round selection in the 2021 First-Year Player Draft on August 12, 2021
Contract Status	Signed through 2024

QUICK HITS

- In parts of three minor league seasons (2021-23), he posted a 4.05 ERA (99 ER, 220.0 IP) with a 11-14 record in 54 appearances (47 starts).
- 2023 marked his 2nd full minor league season, and he split it between Single-A Fort Wayne and Double-A San Antonio, making a combined 23 appearances (20 starts) for a 2.73 ERA (32 ER, 105.2 IP) and earning his first-career MiLB.com Organization All-Star honor.
- Attended West Virginia University, and he underwent Tommy John surgery following his 2020 campaign. Did not pitch in 2021 before being drafted by the Padres in the 6th-round of the 2021 First-Year Player Draft.

2023 SEASON

- In his second full minor league season, split 2023 between Single-A Fort Wayne and Double-A San Antonio, making a combined 23 appearances (20 starts) for a 2.73 ERA (32 ER, 105.2 IP) and earning his first-career MiLB.com Organization All-Star honors following the season.
- Began the season with Fort Wayne, working primarily in a starting role...in 14 appearances (12 starts), he went 5-2 for a 2.63 ERA (18 ER, 61.2 IP) with a .202 opponent clip and 1.18 WHIP...in his 12 starts, he was 4-1 with a 2.70 ERA at the Single-A level.
- While with the TinCaps, the right-hander had reverse splits, holding left-handed batters to just a .194 clip (26-for-134) and right-handed hitters to a .213 average (19-for-89).
- Held opponents to a .204 batting average overall (77-for-378) and fanned 126 of his 431 batters faced.
- Promoted to the Double-A level on July 14, where he remained for the rest of the season...for the Missions, he made 9 appearances (8 starts) for a 2.86 ERA.
- His 1.14 WHIP with the Missions marked his best with a single team in a season (besides his .081 WHIP with Rookie-Level ACL Padres in 2021).
- Of Bergert's 177 batters faced for the Missions, he allowed just one home run.
- Struck out 51 batters while allowing just 18 free passes in his 9 appearances with San Antonio.

2022

- Spent the entirety of his first full professional season with

ACCOLADES

MiLB.com Organization All-Star (2023, SD)

- Single-A Fort Wayne, making 24 appearances (all starts) with a 4-10 record and 5.84 ERA (67 ER, 103.1 IP).
- After holding opposing batters to a .081 average (3-for-37) in his 7 appearances with Rookie-Level ACL Padres in 2021, opponents hit .290 (124-for-427) against him in 2022.
- His 24 appearances and 129 strikeouts were both a season high in his young career, and his 5.84 ERA also marked the highest in a single campaign.
- Posted a 2.93 ERA (5 ER, 15.1 IP) in 4 April starts to begin the season, but he proceeded to post a 7.48 ERA (18 ER, 21.2 IP) in 5 May outings.
- Went winless in the first half of the 2022 season (0-5 in 12 starts), but he went 4-5 in 12 second-half starts.
- Left-handed batters hit .302 (60-for-199) against him, while righties hit .281 (64-for-228)...when pitching with runners in scoring position, opposing batters hit .302 (32-for-106) against him on the year.

2021

- Made his professional debut in his first competitive outings since undergoing Tommy John surgery, making 7 appearances (3 starts) for the Rookie-Level ACL Padres, and pitching to a perfect 0.00 ERA (0 ER, 11.0 IP).
- His 2 runs allowed in his season were both unearned, and opponents hit just .081 (3-for-37) against him.
- He owned a 0.27 WHIP and struck out 14 batters while not allowing a single walk.
- Lefties hit just .059 (1-for-17) against him, while right-handed batters hit .100 (2-for-20).

PERSONAL

- Son of Todd and Kim Bergert, and he has a brother,
- He and his fiancée, Julia, were engaged on February 5, 2023.
- Attended GlenOak High School in Canton, Ohio, where he played basketball and baseball...as a senior in 2019, he went 4-2 with a 3.19 ERA and 66 strikeouts over 37 innings.
- Attended West Virginia University where he played baseball

RYAN BERGERT



NRI



and majored in sport management...in his sophomore season in 2020, was named to the Academic All-Big 12 First Team and posted a 2.92 ERA in 24.2 innings.

• Underwent Tommy John surgery following the 2020 season, and he did not pitch in 2021, getting selected by the Padres in the 6th round of the 2021 First-Year Player Draft.

RYAN BERGERT CAREER PITCHING

Season	Team	League	W	L	ERA	G	GS	CG	SV	SVO	IP	H	R	ER	HR	HB	BB	SO	WHIP	AVG	AB	WP	GDP	TBF	NP/S
2021	A-PAD	ROK	1	0	0.00	7	3	0	1	1	11.0	3	2	0	0	0	14	0.27	.081	37	0	1	37	65/65	
2022	FW	A+	4	10	5.84	24	24	0	0	0	103.1	124	69	67	18	1	42	129	1.61	.290	427	3	2	472	1929/1236
2023	FW	A+	5	2	2.63	14	12	0	0	0	61.2	45	18	18	3	2	28	75	1.18	.202	223	4	2	254	1013/641
2023	SA	AA	1	2	2.86	9	8	0	0	0	44.0	32	16	14	1	2	18	51	1.14	.206	155	2	8	177	708/444
2023	2 Teams	Minors	6	4	2.73	23	20	0	0	0	105.2	77	34	32	4	4	46	126	1.16	.204	378	6	10	431	1721/1085
Career	3 Teams	Minors	11	14	4.05	54	47	0	1	1	220.0	204	105	99	22	5	88	269	1.33	.242	842	9	13	940	3715/2386

CAREER TRANSACTIONS

OPTIONS USED: 0/3

2021 Signed by SD as a sixth-round selection in the 2021 First-Year Player Draft, August 12



XANDER BOGAERTS

Height: 6-2 Bats: R
Weight: 228 Throws: R

B0H-garts
@XanderBogaerts
thexman2

2
INF

Full Name	Xander Jan Bogaerts
Date of Birth	October 1, 1992 in Oranjestad, Aruba
Current Residence	San Nicolas, Aruba
2024 Opening Day Age	31
MLB Service Time	10.042
MLB Debut	August 20, 2013 @ SF (with BOS)
How Obtained	Signed as a Major League free agent on December 9, 2022
Contract Status	Signed through 2033

QUICK HITS

WALKIN' ON SUNSHINE Bogaerts was the only Major League player to reach base in 30 consecutive games to start the 2023 season (.392 OBP) – hitting .304 (34 -for-112) with 4 2B, 6 HR and 13 RBI during the span...the streak ultimately T-5th longest in the Majors in 2023.

DECADE OF DUES Aug. 20, 2023 marked 10 years of MLB service time for Bogaerts. From 2016-23, he led all Major League shortstops in hits and doubles, ranked 2nd in walks and 6th in home runs.

FIRST WEALTH IS GOOD HEALTH Entered 2024 having completed his 5th consecutive season without being placed on the Injured List due to an injury (2019-23, not counting his stint on the COVID IL in '21). His last stint on the IL was back in 2018 when he missed 15 games in April with a left ankle injury.

ARUBA, ARUBA! Bogaerts is the 6th Aruban to play in Major League Baseball, following Sidney Ponson, Calvin Maduro, Gene Kingsale, and Radhames Dykhoff...the other active Aruban player is Chadwick Tromp (ATL)...Played for Netherlands in the 2013, 2017 and 2023 World Baseball Classics. In 2011, after winning the gold medal in the Baseball World Cup, was inducted into the Knights Order of Orange-Nassau by the Governor of Aruba.

FAMILY OF ATHLETES Has a twin brother, Jair, who also played in the Red Sox organization. Both Xander and Jair signed with Boston out of Aruba in 2009. In 2012, Jair was traded to the Cubs to finalize the compensation for Theo Epstein.

MULTI-LINGUAL Speaks four languages: English, Spanish, Dutch, and Papiamentu (the latter two being Aruba's official languages).

COME A LONG WAY Signed with the Red Sox as an international free agent at 16 years old on August 23, 2009. Made his Major League debut in 2013 at only 20 years old.

2023 SEASON

- In his first season with San Diego (11th MLB season), was selected as a Silver Slugger Award finalist at SS after slashing .285/.350/.440 with 31 2B, 2 3B, 19 HR, 58 RBI and a career high 19 SB.
- Ranked among team leaders in AB (596, 1st), hits (170, 1st), average (1st), games (155, 2nd), 3B (2nd), total bases (233,

ACCOLADES

2x World Series Champion (2013 & '18 with BOS)

4x AL All-Star (2016, '19, '21, '22 with BOS)

5x Silver Slugger Award Winner (2015, '16, '19, '21, '22 with BOS)

All-MLB First Team (2019 with BOS, SS)

2x AL Player of the Week (July 8, 2018 & Sept. 4, 2022 with BOS)

2x Red Sox Jackie Jensen Spirit Award (2016, '17)

2x Thomas A. Yawkey Red Sox MVP (2015, '19)

2nd), multi-hit games (41, T-2nd), OBP (3rd), SB (3rd), XBH (52, 3rd), 2B (T-3rd), runs (83, 4th), HR (T-4th), BB (56, 4th), SLG (4th) and RBI (5th).

- Also finished the season ranking among the top NL infielders in average (.285, 3rd), hits (170, T-6th), OBP (.350, 7th), games (155, T-7th) and AB (596, T-8th).
- Has now tallied 30+ 2B in 8 of his 11 seasons, which ties for the 4th-most seasons of a kind through a player's 1st 11 seasons...his 8 seasons of 30+ doubles ties for 4th-most among active players at the end of 2023 and the most since 2015, when he recorded his 1st 30-2B season.
- Logged the total of his time in the field at shortstop, posting a .985 fielding percentage (8 E/543 TC) across 146 games (all starts) in 1285.2 innings...also appeared in 9 games (8 GS) at DH.
- Among MLB shortstops, ranked in the top 10 in fielding percentage (.985, 6th), assists (368, 6th), innings (7th), TC (543, 8th), games (10th), game started (10th), PO (167, 10th), double plays turned (64, 10th) and assists per 9 (2.58, 10th)...also tied for the 3rd-fewest errors alongside TOR's Bo Bichette (min. 1,000.0 innings).
- Successful in 19 of his 21 steals on the base paths, making his 90.5 SB percentage the 5th-best mark for a single season in Padres' franchise history...he also tied with Bip Roberts (1995) for the 2nd-fewest CS (2) among the top 5 in the category, trailing just Trent Grisham's 1 CS in 11 attempts during the abbreviated 2020 season.

- Was the only Major League player to reach base in 30 consecutive games to start the season (.392 OBP) – hit .304 (34 -for-112) with 4 2B, 6 HR and 13 RBI during the span...the streak ultimately T-5th longest in the Majors in '23...it also set the new franchise record for longest OB streak to begin a season, surpassing Bobby Brown's 29 consecutive

XANDER BOGAERTS



games (1983, did not begin his season until July 31) and Tony Gwynn's 28 consecutive games to begin the 1999 season.

- Amidst his 30-game on-base streak, amassed a season-long, 11-game hitting streak from April 7-17...hit .364 (16-for-44) with 1 HR, 3 RBI and 1 SB.
- On April 29 vs SF in Mexico City, became the 3rd player in MLB history to homer in a regular season game in 4+ countries or territories, joining Tony Clark and Michael Brantley (Sarah Langs)...if you don't count Puerto Rico (a US territory), Bogaerts is the first to homer in 4 distinct countries.
- July 20 @ TOR, reached 1,500 career hits, trailing Elvis Andrus (2,091 H) for most hits among active SS.
- In August, Bogaerts joined 6-7 percent of Major League players to collect 10 years of MLB service time.
- Sept. 9 @ HOU, compiled a career-long, 7-game XBH streak (5 2B, 2 HR), becoming just the 5th Padre to accomplish the feat, joining teammate Fernando Tatis Jr. (2020), Brian Giles (2005) and Phil Nevin (2005, 2001), and was 1 game shy of tying Nate Colbert's franchise record of 8-consecutive games of the kind from April 24-30, 1969.
- His 6-game stretch of multiple hits from Sept. 15 -20 tied for his 2nd-longest streak of the kind (career long: 9 G, Aug.

28 - Sept. 5, 2022).

- Also collected a hit in 15 of his last 17 games, going 28-for-69 (.406) with 5 2B, 2 3B, 2 HR and 9 RBI with multiple hits in 10 of those contests.
- Reached base in 27 of his last 28 games, including a 19-game on-base streak (8th-longest of career) from Aug. 30-Sept. 20, which trailed just his 30-game stretch to begin the year.
- Connected with at least 1 XBH in 13 of his last 25 games, including 10 2B, 2 3B, 4 HR and 13 RBI...his 16 XBH during the span T-3rd in the Majors, while his .424 average paced all of MLB.
- Capped his 2023 campaign with an 8-game hitting streak from Sept. 23 to Oct. 1...hit .355 (11-for-31) with a 2B, 3B, 5 RBI and 1 SB.
- Concluded September slashing .416/.451/.673 with 10 2B, 2 3B, 4 HR, 13 RBI and 6 SB...since his rookie season in 2013, he ranks among the top Major Leaguers during the month of September in hits (4th, 291), runs (6th, 167) and average (7th, .311).
- Represented Team Netherlands in the World Baseball Classic, his 3rd time participating in the event, where he hit .267 (4-for-15) with a double, HR and 1 RBI in 4 games.

XANDER BOGAERTS



2022

- 2022 marked Xander's 10th Major League season...led the Red Sox in hits (171), AVG (.307), OBP (.377), walks (57), and runs scored (T-1st, 84).
- Joined Nomar Garciaparra (5) as the only Red Sox shortstops to be selected to as many as 4 All-Star Games.
- Set Red Sox records at shortstop for most games played (1,192), most starts (1,179), and most Opening Day starts (9), surpassing Everett Scott in each category.
- Joined Mookie Betts and Freddie Freeman as the only 3 players with an .825+ OPS in each season from 2018-22, and he's 1 of just 7 shortstops to post at least 5 consecutive seasons with an .825+ OPS in the Modern Era.
- Became 1 of 26 players in MLB history with 150+ home runs and 300+ doubles before turning 30 years old.
- Earned his 5th career Louisville Silver Slugger award (also: 2015-16, 2019, 2021), and was a Gold Glove Award finalist, setting career bests in defensive runs saved (4), ultimate zone rating (4.9) and outs above average (5).

- Named AL Player of the Week for Aug. 28-Sept. 3, his 2nd career time receiving the honor (also: July 8, 2018).
- Played at least 150 games for the 4th time (also 2015, '16, and '19) and completed his 4th consecutive season without being placed on the IL due to an injury (2019-22)...was on the COVID-19 IL in '21.
- Was 1 of 2 Sox players to hit at least .300 with RISP (min. 100 PA; also Kiké Hernández)...Bogaerts batted .301 (46-for-153) with 65 RBI in such situations.
- Hit .307 with a .833 OPS...was 1 of 11 qualified hitters to post a .295+ AVG and .825+ OPS in '22...BOS' Rafael Devers also did so (.295/.879), and the only other teammates to do so were HOU's Jose Altuve and Yordan Alvarez.
- Led the American League in batting vs. LHP in AVG (.376) and OBP (.469), trailing only STL's Paul Goldschmidt for the best mark in the majors in each category (.411/.515).
- Was 8-of-10 in stolen base attempts, with his 8 trailing just Trevor Story's 13 for the most on the ballclub.
- Joined Rafael Devers and J.D. Martinez as the Red Sox representatives in the 2022 All-Star Game in Los Angeles... Xander was voted a reserve by the player ballot.

XANDER BOGAERTS



- Bogaerts and Rafael Devers made 581 starts as a SS/3B combo, 2nd most in Red Sox history (behind Freddy Parent and Jimmy Collins, who started 697 games as a duo)... Bogaerts and Devers are the only SS/3B combo in Red Sox history to each be named All-Stars in the same season multiple times...only 2 other times have the Red Sox had a SS/3B combo represent them at the All-Star Game: Nomar Garciaparra and Shea Hillenbrand in 2002 and Eddie Bressoud and Frank Malzone in 1964.
- On April 8 @ NYY, set the Red Sox franchise record for most Opening Day starts at SS (9; 2014-22), surpassing Everett Scott's 8 at the position from 1914-21...became the 9th player to make at least 9 consecutive Opening Day starts for the Sox at a single position.
- Reached base safely in 26 consecutive games from April 29-May 28 (.376 OBP).
- Tied a Red Sox record by recording multiple hits in 9 consecutive games from August 28-September 5, batting .541 during that span...the streak was the longest in MLB during 2022, and the longest since TOR's Lourdes Gurriel Jr. collected multiple hits in 11 consecutive games in July 2018.

2021

- Led Red Sox position players in fWAR (5.2) and was tied for the team lead in bWAR (4.9).
- Voted the AL's starting shortstop for the All-Star Game, his 2nd career start and 3rd selection.
- Led AL shortstops in OBP (.370), SLG (.493), and OPS (.863)...hit at least 20 HR for the 4th time (23), and ranked among the AL's top 15 in AVG (8th, .295), OBP (7th, .370), OPS (15th, .863), and doubles (T-13th, 34).
- Was the only AL player to qualify for the batting title and record an .850+ OPS in each of the last 4 seasons (.883, .939, .867, .863)...the only other players to do so were Bryce Harper, Freddie Freeman, and Mookie Betts.
- At Fenway Park, hit .316 with 15 HR and a .937 OPS...ranked 6th in the AL and 12th in MLB in home OPS.
- Hit 6 home runs in 17 games from April 20-May 4, his most in any 17-game span during his career.
- Played in his 1,000th career game on May 6 vs. DET...became the 30th player to reach that mark with the Sox.
- On August 31 @ TB, recorded an RBI single in the 1st inning but was removed from the game after the top of the 2nd... Placed on the COVID-19 IL the following day and missed 8 games...reinstated on September 10.

POSTSEASON: Started each of the Sox' 11 Postseason games at shortstop, batting .261 (12-for-46) with an .833 OPS, 3 HR and 6 RBI...became the 2nd Red Sox shortstop to hit 3+ HR in a single Postseason, joining Nomar Garciaparra (4 in 1999)...reached base safely in each of the Sox' first 9 games (.395 OBP), spanning the Wild Card Game through Game 4 of the ALCS vs. HOU.

2020

- In the pandemic-shortened season, started 53 of the Red Sox' 60 games (SS-52, DH-1) and led Boston in SLG (.502), OPS (.867), and steals (8- for-8)...also tied for the team lead in HR (11) and runs (36).
- Ranked 2nd on the team in AVG (.300), OBP (.364), hits (tied, 61), total bases (102) and RBI (28).
- Hit .300-or-better for the 3rd time in his career: .300 in 2020, .309 in 2019 and .320 in 2015...posted at least a .500 SLG and .850 OPS for the 3rd consecutive season.
- Finished with 368 career XBH, 6th-most by a Red Sox before turning 28 (Jim Rice-422, Carl Yastrzemski-409, Mookie Betts-394, Ted Williams-387, Tris Speaker-386).

2019

- Completed his 7th ML season and did not turn 27 years old until October 1.
- In 155 games, hit .309 (190-for-614) with a .939 OPS, 33 HR, 52 doubles, 117 RBI, and 110 runs scored...led the Red Sox in RBI (117) and OPS (.939), while setting career highs in RBI, doubles (52), HR (33), XBH (85), BB (76), OBP (.384), SLG (.555) and OPS.
- According to FanGraphs, ranked 10th in the Majors in WAR (6.8), including 1st among Red Sox, 2nd among shortstops, and 8th among position players.
- Replaced Hunter Pence (injury) on the AL All-Star Game roster as a reserve...was his 2nd All-Star Game, having also started for the AL at shortstop in 2016.
- Joined Alex Rodriguez as the only shortstops in MLB history with 30+ HR and 50+ doubles in a season...is 1 of only 25 players ever to reach those totals in a season, and 1 of 3 Red Sox (also David Ortiz and Rafael Devers)...was 1 of only 5 players to start 150+ games at SS (153).
- Reached career milestones of 100 HR, 500 RBI, 500 runs scored, and 1,000 hits...became 1 of only 22 players to reach all of those totals for the Red Sox.
- Became only the 33rd player to debut since 1900 to have 100+ HR and 1,000+ hits prior to turning 27 years old (source: Elias).
- Was 1 of only 10 players in Red Sox history to record 50+ doubles in a season...ranked 2nd in the AL with 85 XBH, tied for the most in a season by a Red Sox SS (also: Nomar Garciaparra in 1997 and 2002).
- Became only the 10th shortstop ever with 100+ RBI in consecutive seasons (last: Miguel Tejada, 2000-04).
- Was the Red Sox' nominee for MLB's Hank Aaron Award, which recognizes the most outstanding offensive performer in each league.

2018

- Won his second World Series title with the Red Sox...he's the

XANDER BOGAERTS



only player that was on the club's active roster for both titles in 2013 and '18.

- Finished 13th in the BBWAA's AL MVP voting.
- Ranked among AL leaders in RBI (T-5th), doubles (5th), XBH (11th), AVG (16th), OBP (15th), SLG (8th), and OPS (6th)...71 of his 148 hits (48.0%) went for extra bases.
- Was 1 of 16 players to record 100+ RBI in '18, ranking 5th in MLB in AB/RBI ratio (4.98)...was 1 of only 4 players in that group to also have 40+ doubles.
- Became only the 2nd Red Sox shortstop to hit 20+ HR and

40+ doubles in a season, joining Nomar Garciaparra (1997, 1999-2000, 2002).

- Became one of six Red Sox shortstops ever to record 100+ RBI in a season, joining Nomar Garciaparra (1998-99, 2002-03), John Valentin (1995), Rico Petrocelli (1970), Vern Stephens (1948-50) and Joe Cronin (1937, '39-40).
- Among ML shortstops, ranked 2nd in OBP, 4th in SLG, 3rd in OPS, 4th in RBI, 6th in HR and 6th in AVG.
- Led MLB with 3 grand slams...became the 11th Red Sox player to hit 3+ grand slams in a season, 1 shy of the club

XANDER BOGAERTS



record (Babe Ruth, 4 in 1919).

- Owned MLB's 5th-highest OPS with RISP (1.130), as well as the 10th-highest AVG (.342; 51-for-149).
- Went 9-for-15 (.600) with 6 XBH with the bases loaded...hit .269 with a .402 OBP vs. LHP (29-for-108, 1 HR), and .294 with a .901 OPS vs. RHP (119-for-405, 22 HR).
- Started at SS for the Red Sox on Opening Day for the 5th consecutive season (2014-18).
- Placed on the 10-day Injured List with a left ankle injury on April 9...reinstated on April 27, missing 15 games.
- Named AL Player of the Week for the period July 2-8, his 1st time ever earning the weekly honor.

POSTSEASON: Started each of the Red Sox' 14 Postseason games and hit safely in 11 of them, including each of the first 8, going 13-for-58 (.224) with 7 RBI...homered in Game 2 of the ALDS vs. NYY.

2017

- In his fourth full ML season, hit .273 (156- for-571) with a .343 OBP and set career highs in triples (6) and steals (15).
- Battled a right hand injury throughout the 2nd half of the

season after being hit by a pitch on July 6 at TB...in 80 games up to that point, was slashing .308/.363/.455 with 41 RBI.

- Served as the Sox' leadoff hitter 28 times, including in each of his final 17 appearances...in that role, hit .309 with a .406 OBP (34-for-110, 16 BB, 15 SO).
- Was 1 of 5 AL players named to the Esurance MLB All-Star Game Final Vote ballot.
- In his first 31 games through May 12, batted .350 (42-for-120) with a .405 OBP.
- Hit 2 triples on May 17 at STL, becoming the 1st Red Sox SS in 70 years with multiple triples in a game (last: Johnny Pesky on July 20, 1947-G2 at STL).
- Did not homer in his first 41 games of the season through May 24, then hit 6 HR in 38 games from May 25-July 5...recorded his 1st career multi-HR game on June 18 at HOU.

POSTSEASON: Started at shortstop in all 4 ALDS games vs. HOU...went 1-for-3 with a HR and 2 R in Game 4.

2016

- Earned his 1st All-Star selection and his 2nd consecutive Silver Slugger Award.

XANDER BOGAERTS

- Won the Boston BBWAA's Jackie Jensen Hustle Award, presented to a Red Sox player for spirit & determination.
- Became the 1st player in Red Sox history to earn multiple Louisville Slugger Silver Slugger Awards at SS...was the 1st Red Sox INF to win a Silver Slugger in consecutive seasons since Wade Boggs (1986-89).
- Named to 3rd Opening Day roster at only 23 years old.
- Ranked T-7th in the Majors with 192 hits...led the AL with 81 hits in 2-strike counts.
- Hit 21 HR, more than he had in his first 3 ML seasons combined (20)...led AL shortstops in hits and runs.
- Became the 1st player in Red Sox history to homer 20 times in a season as a SS before turning 24 (source: ELIAS).
- Recorded his 100th hit of the season on June 19 vs. SEA... became the 1st player with 100+ hits through 68 team games since Ichiro Suzuki (103) and Matt Holliday (100) in 2007.
- Selected to start the 87th MLB All-Star Game at SS via the fan ballot on July 11 at Petco Park (1-for-2, 2B)...joined Mookie Betts as the 3rd pair of teammates—each age 23 or younger—to start the All-Star Game (source: ELIAS)...the others to do that were Ted Williams (LF) and Bobby Doerr (2B) of the 1941 Red Sox, and the Angels' Jim Fregosi (SS) and Dean Chance (P) in 1964.

POSTSEASON: Started each of the Red Sox' 3 ALDS games at SS.

2015

- Won the AL Silver Slugger Award at SS after finishing 2nd in the AL with both a .320 AVG (5th in MLB) and 196 hits (3rd in MLB).
- Led the Red Sox with 156 games, 613 AB, and 231 times on base...played all 156 games at SS (154 starts), marking the most games and starts at SS by a Red Sox since 2003 (Nomar Garciaparra, 156 G - 155 GS).
- Named a finalist for the AL Rawlings Gold Glove Award at SS...his 196 hits ranked 3rd in MLB behind only MIA's Dee Gordon (205) and HOU's Jose Altuve (200)...were the most ever hits by a Red Sox in an age-22 season or younger, passing Ted Williams in 1940 (193).
- After the season, named the SS on The Sporting News' AL All-Star Team.
- Named team MVP by the Boston chapter of the BBWAA (Thomas A. Yawkey Award), the first Red Sox SS to be recognized since Nomar Garciaparra in 1998.
- Was the youngest Red Sox ever to earn a Silver Slugger Award at any position (turned 23 in October) and the youngest AL SS since Alex Rodriguez in 1998.
- His .320 AVG trailed only Miguel Cabrera (.338) in the AL... marked an 80-point improvement over 2014 (.240).
- Batted an ML-best .341 (116-for-340) in 80 games as the No.

3 hitter in the lineup (min. 150 PA).

2014

- Played a team-high 144 games in his 1st full ML season at age 21...made 98 starts at SS and 44 at 3B
- Bogaerts' 144 games and 594 PA in 2014 were both the most among Major Leaguers age 21-or-younger that season, and the most by a Red Sox that young since Tony Conigliaro in 1966 (150 G, 628 PA)...since 1920, the only other Red Sox aside from Bogaerts and Conigliaro with that many PA in a season at age 21-or-younger was Ted Williams (675 PA in 1939, 661 PA in 1940)...Bogaerts' 12 homers in 2014 were the most in a season by a Red Sox at age 21-or-younger since Conigliaro (24 in 1964, 32 in 1965, 28 in 1966)...the only other Red Sox ever with that many homers in a season before turning 22 were Williams (31 in 1939, 18 in 1940), Bobby Doerr (12 in 1939), and Rafael Devers (21 in 2018).
- Hit .266/.333/.391 as a SS and .182/.217/.300 as a 3B.
- Placed among AL rookie leaders in hits (3rd, 129), XBH (T-3rd), total bases (3rd, 195), 2B (3rd, 28), BB (T-3rd, 39), runs (4th, 60), HR (5th, 12), and RBI (5th, 46).
- Served as Boston's everyday SS through June 1...shifted to 3B on June 2 when Stephen Drew was recalled...returned to SS following Drew's July 31 trade to NYY.
- On March 31 @ BAL, became Boston's youngest Opening Day SS in a century (21-year-old Everett Scott in 1914).
- Hit 1st career HR at Fenway Park on May 17 vs. DET...was the youngest Red Sox player to go deep at Fenway since Jim Rice in 1974 at 21 years old.
- His 89 times on base through the end of May were the most ever by a Red Sox rookie and most by an AL rookie since SEA's Ichiro Suzuki (97 times in 2001).

2013

- Made his Major League debut on August 20 @ SF and played in 18 regular season contests before appearing in 12 of BOS' 16 Postseason games, en route to the 2013 World Series title.
- Named *Baseball America's* Red Sox Minor League Player of the Year and the Greg Montalbano Award as Red Sox Minor League Player of the Year from Boston Baseball Writers.
- Named *USA Today Sports'* Minor League Player of the Year and tabbed the SS on *Baseball America's* Minor League All-Star First Team.
- Selected to BOS' active roster on Aug. 19 and made 12 regular season starts between SS (6 GS) and 3B (6 GS).
- Made ML debut with a start at SS on Aug. 20 @ SF (went 0-for-3)...at 20 years and 323 days old, was BOS' youngest position player to appear in a game since Dwight Evans (debuted at 20 years, 318 days old on September 16, 1972).
- Was the Sox' youngest SS since Luis Alvarado in 1969 (20 years old) and the club's youngest player in a game overall

XANDER BOGAERTS



since RHP Jeff Suppan in 1995 (20 years old).

- Was the 3rd-youngest player to appear in a ML game in 2013 behind Bryce Harper and Jurickson Profar.
- Singled off Brandon League in the 9th inning on Aug. 24 @ LAD for his 1st ML hit...recorded 1st XHBs on Sept. 7 @ NYY (2B, HR), including his 1st HR off Jim Miller in the 5th inning.
- Split minor league season between Double-A Portland and Triple-A Pawtucket, combining to hit .297 (132-for-444).
- At 20 years old, was the youngest player in the International League all season.
- Started at SS for Team World in the XM All-Star Futures Game on July 14 at Citi Field (2-for-3, BB, R).
- Invited to 1st ML Spring Training and was the youngest Red Sox in big league camp (20 years old).
- Appeared in 7 World Baseball Classic games during Netherlands' run to the World Championship Round.
- Following the season, ranked as BOS' No. 1 prospect and the best power hitter in the system for a 2nd straight season, according to *Baseball America*.
- Also rated the No. 1 prospect in both the International League and the Eastern League.

POSTSEASON: Appeared in 12 of BOS' 16 postseason games en route to the 2013 World Series title...made 8 starts, all at 3B in the club's final 8 games.

- At 21 years and 22 days old in Game 1, became the 11th-youngest position player ever to start a World Series game... among the other 10, 5 are in the Hall of Fame (Freddie Lindstrom, Mickey Mantle, Travis Jackson, Ty Cobb and Willie Mays)...became the 2nd-youngest player ever to start each World Series game for a team that won it all; the only younger player was FLA's Miguel Cabrera (20 years old in 2003).
- Was the youngest Red Sox position player ever to appear in a Postseason game (surpassed by Rafael Devers in 2017), and 3rd Red Sox to play in the Postseason at age 21-or-younger, joining Babe Ruth (20 in 1915, 21 in 1916) and Ken Brett (19 in 1967).
- Pinch ran in the 9th inning in his Postseason debut in Game 3 of the ALDS at TB...came around to score the tying run on a Dustin Pedroia groundout, becoming the youngest Red Sox player ever to score a run in Postseason play (surpassed by Rafael Devers in 2017).
- Drew a 7th-inning walk as a pinch hitter in ALDS Game 4 and scored the tying run on a wild pitch...T-1st among ALCS batters with 4 runs scored.
- In ALCS Game 5, made 1st start in the Postseason at 3B...at 21 years and 16 days old, was the youngest Red Sox ever to start a Postseason game (surpassed by Rafael Devers in 2017).
- Was the 3rd-youngest ALCS starter ever behind Claudell Washington (20y, 55d in Game 2 in 1974) and Bret Saberhagen (20y, 176d in Game 3 in 1984).

2010-12

- In **2012**, was honored as Red Sox Minor League Offensive Player of the Year and *Baseball America's* Red Sox Minor League Player of the Year...was also named to *Baseball America's* Minor League All-Star Second Team after splitting the season between High-A Salem and Double-A Portland, combining to hit .307 (146-for-476) in 127 games.
- In **2011**, reported to Single-A Greenville on June 9 and spent the rest of the season as the club's youngest player (18 years old)...he was named South Atlantic League Batter of the Week on August 1, and following the season, ranked by *Baseball America* as Boston's No. 2 prospect.
- in **2010** made his professional debut and was named Red Sox Latin Program Player of the Year and a DSL All-Star... Xander led the DSL Red Sox in AVG (.314), hits (75), HR (3), RBI (42), total bases (101), SLG (.423), and OPS (.819), and he and twin brother Jair each hit a grand slam for the DSL Red Sox on August 20 @ DSL Indians.

PERSONAL

- On November 8, 2013, after Xander helped the Red Sox win the World Series, he became the inaugural honoree on Paseo Herencia's Aruba Walk of Stars (similar to Hollywood's Walk of Fame)...during the dedication, then-Prime Minister Mike Eman called Xander an "exemplary role model for island youth."
- Wears number 2 because of Hall of Famer Derek Jeter.
- Participated in the Senior Little League World Series in Bangor, ME in 2009...graduated from Colegio Arubano High School in Aruba in 2009.
- His twin brother, Jair, who also played in the Red Sox organization...both Xander and Jair signed with Boston out of Aruba in 2009...in 2012, Jair was traded to the Cubs to finalize the compensation for Theo Epstein.
- Xander and Jair learned baseball from their uncle, Glenroy Brown...Xander would use a broomstick to hit almonds that grew in the family's backyard.
- 1 of 6 Aruban-born players in MLB history...Aruba is a former Dutch colony, but it is now its own country...Aruba is still part of the Kingdom of the Netherlands...in the 2013 and 2017 World Baseball Classics, Xander played for the Netherlands.
- Was knighted in 2011 by the governor of Aruba after helping Netherlands win a gold medal in the IBAF Baseball World Cup.

XANDER BOGAERTS

XANDER BOGAERTS CAREER BATTING

Season	Team	League	AVG	G	AB	R	H	2B	3B	HR	RBI	BB	SO	SB	CS	OBP	SLG	OPS	PA	HBP	SAC	SF	GDP
2010	D-RSX	ROK	.314	63	239	39	75	7	5	3	42	30	37	4	5	.396	.423	.819	280	6	0	5	4
2011	GVL	A(Full)	.260	72	265	38	69	14	2	16	45	25	71	1	3	.324	.509	.833	296	2	0	4	4
2012	SAL	A(Adv)	.302	104	384	59	116	27	3	15	64	43	85	4	4	.378	.505	.883	435	5	1	2	8
2012	POR	AA	.326	23	92	12	30	10	0	5	17	1	21	1	1	.351	.598	.949	97	3	0	1	0
2012	2 Teams	Minors	.307	127	476	71	146	37	3	20	81	44	106	5	5	.373	.523	.896	532	8	1	3	8
2013	POR	AA	.311	56	219	40	68	12	6	6	35	35	51	5	1	.407	.502	.909	259	2	1	2	4
2013	PAW	AAA	.284	60	225	32	64	11	0	9	32	28	44	2	2	.369	.453	.822	256	2	1	0	8
2013	BOS	MLB	.250	18	44	7	11	2	0	1	5	5	13	1	0	.320	.364	.684	50	0	0	1	1
2013	2 Teams	Minors	.297	116	444	72	132	23	6	15	67	63	95	7	3	.388	.477	.865	515	4	2	2	12
2014	BOS	MLB	.240	144	538	60	129	28	1	12	46	39	138	2	3	.297	.362	.659	594	8	2	7	11
2015	BOS	MLB	.320	156	613	84	196	35	3	7	81	32	101	10	2	.355	.421	.776	654	3	3	3	16
2016	BOS	MLB	.294	157	652	115	192	34	1	21	89	58	123	13	4	.356	.446	.802	719	6	0	3	14
2017	BOS	MLB	.273	148	571	94	156	32	6	10	62	56	116	15	1	.343	.403	.746	635	6	0	2	17
2018	PAW	AAA	.667	1	3	1	2	1	0	1	0	0	0	0	0	.667	2.000	2.667	3	0	0	0	0
2018	BOS	MLB	.288	136	513	72	148	45	3	23	103	55	102	8	2	.360	.522	.882	580	6	0	6	14
2019	BOS	MLB	.309	155	614	110	190	52	0	33	117	76	122	4	2	.384	.555	.939	698	2	0	6	11
2020	BOS	MLB	.300	56	203	36	61	8	0	11	28	21	41	8	0	.364	.502	.866	225	0	0	1	3
2021	BOS	MLB	.295	144	529	90	156	34	1	23	79	62	113	5	1	.370	.493	.863	603	5	0	7	13
2022	BOS	MLB	.307	150	557	84	171	38	0	15	73	57	118	8	2	.377	.456	.833	631	10	0	7	14
2023	SD	MLB	.285	155	596	83	170	31	2	19	58	56	110	19	2	.350	.440	.790	665	7	0	6	21
Career	2 Teams	MLB	.291	1419	5430	835	1580	339	17	175	741	517	1097	93	19	.355	.456	.811	6054	53	5	49	135
Career	5 Teams	Minors	.297	379	1427	221	424	82	16	55	236	162	309	17	16	.373	.493	.866	1626	20	3	14	28

WILD CARD

Season	Team	League	AVG	G	AB	R	H	2B	3B	HR	RBI	BB	SO	SB	CS	OBP	SLG	OPS	PA	HBP	SAC	SF	GDP
2021	BOS	MLB	.500	1	2	2	1	0	0	1	2	2	1	0	0	.750	2.000	2.750	4	0	0	0	0

DIVISION SERIES

Season	Team	League	AVG	G	AB	R	H	2B	3B	HR	RBI	BB	SO	SB	CS	OBP	SLG	OPS	PA	HBP	SAC	SF	GDP
2013	BOS	MLB	.000	2	0	3	0	0	0	0	2	0	0	0	0	1.000	.000	1.000	2	0	0	0	0
2016	BOS	MLB	.250	3	12	1	3	0	0	0	0	0	4	0	0	.250	.250	.500	12	0	0	0	0
2017	BOS	MLB	.059	4	17	2	1	0	0	1	1	1	4	0	0	.111	.235	.346	18	0	0	0	0
2018	BOS	MLB	.294	4	17	2	5	0	0	1	2	1	1	0	0	.316	.471	.787	19	0	0	1	0
2021	BOS	MLB	.333	4	18	3	6	0	0	1	2	1	3	0	0	.368	.500	.868	19	0	0	0	1
Career	BOS	MLB	.234	17	64	11	15	0	0	3	5	5	12	0	0	.286	.375	.661	70	0	0	1	1

LEAGUE CHAMPIONSHIP SERIES

Season	Team	League	AVG	G	AB	R	H	2B	3B	HR	RBI	BB	SO	SB	CS	OBP	SLG	OPS	PA	HBP	SAC	SF	GDP
2013	BOS	MLB	.500	4	6	4	3	3	0	0	0	3	1	0	0	.667	1.000	1.667	9	0	0	0	0
2018	BOS	MLB	.263	5	19	1	5	1	0	0	3	3	1	0	0	.364	.316	.680	22	0	0	0	1
2021	BOS	MLB	.192	6	26	2	5	2	0	1	2	2	10	0	0	.250	.385	.635	28	0	0	0	0
Career	BOS	MLB	.255	15	51	7	13	6	0	1	5	8	12	0	0	.356	.431	.787	59	0	0	0	1

WORLD SERIES

Season	Team	League	AVG	G	AB	R	H	2B	3B	HR	RBI	BB	SO	SB	CS	OBP	SLG	OPS	PA	HBP	SAC	SF	GDP
2013	BOS	MLB	.238	6	21	2	5	0	1	0	2	1	8	0	0	.261	.333	.594	23	0	0	1	1
2018	BOS	MLB	.136	5	22	2	3	1	0	0	2	3	6	0	0	.240	.182	.422	25	0	0	0	2
Career	BOS	MLB	.186	11	43	4	8	1	1	0	4	4	14	0	0	.250	.256	.506	48	0	0	1	3

XANDER BOGAERTS



POSTSEASON (COMBINED)

Season	Team	League	AVG	G	AB	R	H	2B	3B	HR	RBI	BB	SO	SB	CS	OBP	SLG	OPS	PA	HBP	SAC	SF	GIDP
2013	BOS	MLB	.296	12	27	9	8	3	1	0	2	6	9	0	0	.412	.481	.893	34	0	0	1	1
2016	BOS	MLB	.250	3	12	1	3	0	0	0	0	4	0	0	0	.250	.250	.500	12	0	0	0	0
2017	BOS	MLB	.059	4	17	2	1	0	0	1	1	1	4	0	0	.111	.235	.346	18	0	0	0	0
2018	BOS	MLB	.224	14	58	5	13	2	0	1	7	7	8	0	0	.303	.310	.613	66	0	0	1	3
2021	BOS	MLB	.261	11	46	7	12	2	0	3	6	5	14	0	0	.333	.500	.833	51	0	0	0	1
Career	BOS	MLB	.231	44	160	24	37	7	1	5	16	19	39	0	0	.309	.381	.690	181	0	0	2	5

ALL-STAR

Season	Team	League	AVG	G	AB	R	H	2B	3B	HR	RBI	BB	SO	SB	CS	OBP	SLG	OPS	PA	HBP	SAC	SF	GIDP
2016	AL	MLB	.500	1	2	0	1	1	0	0	0	0	0	0	0	.500	1.000	1.500	2	0	0	0	0
2019	AL	MLB	.000	1	1	0	0	0	0	0	0	0	0	0	0	.000	.000	.000	1	0	0	0	1
2021	AL	MLB	.667	1	3	0	2	0	0	0	1	0	1	0	0	.667	.667	1.334	3	0	0	0	0
2022	AL	MLB	.000	1	1	0	0	0	0	0	0	0	1	0	0	.000	.000	.000	1	0	0	0	0
Career	AL	MLB	.429	4	7	0	3	1	0	0	1	0	2	0	0	.429	.571	1.000	7	0	0	0	1

CAREER TRANSACTIONS

OPTIONS USED: 0/3

2009 Signed by BOS as an international free agent, August 23

2022 Signed by SD as a Major League free agent, December 9



JHONY BRITO

Height: 6-2 Bats: R
Weight: 222 Throws: R

Johnny BREE-toh
 jhonybrito09

76

RHP

Full Name	Jhony Rafael Brito
Date of Birth	February 17, 1998 in Puerto Plata, Dominican Republic
Current Residence	Puerto Plata, Dominican Republic
2024 Opening Day Age	26
MLB Service Time	0.113
MLB Debut	April 2, 2023 vs. SF (with NYY)
How Obtained	Acquired from NYY in a 7-player trade on December 6, 2023
Contract Status	Signed through 2024

QUICK HITS

- Acquired by SD from NYY in the 7-player trade that sent OFs Juan Soto and Trent Grisham to the Yankees on December 6, 2023.
- His 9 winning decisions in 2023 were 6th-most among Major League rookies and matched the most by a Yankees rookie pitcher since Masahiro Tanaka won 13 games in 2014 (Jordan Montgomery also won 9 games in 2017).
- Became the 3rd Yankees pitcher in franchise history to record 3 starts with 1 run allowed-or-fewer in their first 4 career starts, and the first pitcher in franchise history to allow 3 hits-or-fewer in 4 of their first 5 career starts.
- Among all Yankees farmhands in 2022, he ranked 2nd in wins (11), 5th in starts (23) and 6th in innings pitched (112.2).

2023 SEASON

- Saw his first Major League action with the Yankees, going 9-7 with 1 save and a 4.28 ERA (90.1 IP, 82 H, 47 R/43 ER, 28 BB, 72 SO, 14 HR) in 25 appearances (13 starts) over 5 stints with the club (March 30-April 2, April 8-May 20, June 21-27, July 31-Aug 6 and Aug 11-Oct 1).
- Opponents batted .244/.306/.435 (82-for-336, 14 HR); LH .263/.335/.436 (41-for-156, 6 HR); RH .228/.281/.433 (41-for-180, 8 HR).
- His 9 wins were 6th-most among Major League rookies and matched the most by a Yankees rookie pitcher since Masahiro Tanaka won 13 games in 2014 (Jordan Montgomery also won nine games in 2017).
- As a starter, went 3-6 with a 6.32 ERA (37 ER, 52.2 IP) in 13 starts...allowed 3 R-or-fewer in 8 of his 13 starts.
- In 12 relief appearances, went 6-1 with 1 save and a 1.43 ERA (6 ER, 37.2 IP), which ranked 1st among rookie relievers (min. 35.0 IP)...tossed at least 2.0 IP in 11 of his 12 relief appearances and at least 3.0 IP in 7 of those games.
- Went 2-4 with 1 save and a 5.94 ERA (24 ER, 36.1 IP) in 11 home games (7 starts)...was 7-3 with a 3.17 ERA (19 ER, 54.0 IP) in 14 road games (6 starts).
- Became the 3rd Yankees pitcher in franchise history to record 3 starts with 1R allowed-or-fewer in their first four career starts (Luis Gil, 3 such starts in 2021; Chase Whitley,

ACCOLADES

Eastern League Pitcher of the Week (May 1, 2022 - Somerset)

South Atlantic League Pitcher of the Week (July 25, 2021 - Hudson Valley)

- 3 such starts in 2014).
- Became the first pitcher in franchise history to allow 3 H-or-fewer in 4 of their first 5 career starts.
- Made the Opening Day roster and made his Major League debut on April 2 vs. SF, earning the win after tossing 5.0 scoreless innings (2 H, 1 BB, 6 K)...struck out his first batter faced — LaMonte Wade Jr. swinging — for his first Major League strikeout...was just the 12th Yankees pitcher in franchise history (and 5th since 1935) to toss at least 5.0 scoreless innings in his Major League debut.
- Earned the win in his 2nd career start on April 8 at BAL after allowing just 1 ER over 5.0 IP (3 H, 2 BB, 2 K)...became the first pitcher in Yankees history to throw at least 5.0 IP, allow 3 H-or-fewer and allow 1 R-or-fewer in each of his first 2 career Major League starts...also became just the 7th pitcher in Yankees history to toss at least 5.0 IP and allow 1 R-or-fewer in each of his first 2 career appearances...was just the 6th to do so as a starter (Cliff Markle made his first career appearance as a reliever)...also became the 15th starting pitcher in franchise history to win each of his first two career games and the first since Orlando Hernández in 1998.
- Took his first career loss on April 13 vs. MIN after allowing 7 ER in 0.2 IP (6H, 1BB, 0K, 1HR)...at the time, marked the shortest outing by a Yankees starter (not including openers) since Jameson Taillon on June 12, 2021 at PHI (0.1IP).
- Took the loss on April 29 at TEX despite allowing just 2 ER in 5.0IP (4 H, 1 BB, 5 K, 1 HR).
- Made his 1st career relief appearance and earned his 3rd win of the year on May 15 at TOR (5.1 IP, 6 H, 4R/1ER, 0 BB, 2 K).
- Tossed 5.2 scoreless innings to earn his 4th win of the year on June 21 vs. SEA (2 H, 1 BB, 3 K)...set a season high in innings pitched.
- Recorded the loss on June 27 at OAK despite allowing just 2 ER over a season-high-tying 5.2 IP (4 H, 2 BB, 2 K, 1 HR).
- Allowed a career-high 4 HR and recorded the loss on July 31 vs. TB (4.0 IP, 6 H, 5 ER, 0 BB, 4 K).

JHONY BRITO



- Allowed just 1 ER in 5.0 innings of relief on Aug 12 at MIA.
- Allowed a season-high-tying 7R in his loss on Aug. 18 vs. BOS (2.1 IP, 9 H, 7R/6ER, 0 BB, 1 K, 1 HR)...his 9 H also marked a season high.
- Went 5-1 with a 1.40 ERA (4 ER, 25.2 IP) in his final 9 appearances of the season from Aug. 24-Oct. 1...held opponents to a .184 BA (16-for-87) over that span.
- Earned the win in 5 of his 7 games from Aug. 29-Sept. 26.
- Tossed at least 3.0 scoreless innings of relief and earned the win in back-to-back appearances from Aug. 29 at Detroit (3.1 IP, 2 H, 2 BB, 3 SO) and Sept. 2 at HOU (3.2 IP, 2 H, 1 SO).
- Posted a career-best 9.0 scoreless inning streak from Aug. 29-Sept 8.
- Recorded the win in back-to-back relief appearances on Sept. 12 (G1) at BOS (2.1 IP, 3 H, 1 BB, 2 SO) and Sept. 16 at PIT (3.0 IP, 3 SO).
- Earned his first career save on Sept. 22 vs. ARI (3.2 IP, 1 H, 1 ER, 3 K, 1 H, 1 HR, 1 HP).
- Earned his 9th win of the year on Sept. 26 at TOR after tossing 2.0 scoreless innings of relief (1 H, 1 BB, 1 SO).
- In 7 starts with Triple-A Scranton/Wilkes-Barre, went 2-2 with a 5.45 ERA (36.1 IP, 40 H, 23R/22ER, 16 BB, 33 SO, 8 HR).
- In 4 spring appearances (2 starts), went 2-0 with a 2.08 ERA (13.0 IP, 12 H, 5R/3ER, 0 BB, 10 SO, 1 HR).

2022

- Split the season between Double-A Somerset and Triple-A Scranton/Wilkes-Barre, combining to go 11-4 with a 2.96 ERA (112.2 IP, 95 H, 40R/37ER, 35 BB, 91 SO, 9 HR) in 26 appearances (23 starts).
- Among Yankees farmhands, ranked 2nd in wins, 5th in starts and 6th in innings pitched.

JHONY BRITO

- Began the season with Double-A Somerset, going 5-2 with a 2.36 ERA (42.0 IP, 36 H, 14R/11ER, 11 BB, 38 K, 4 HR) in 8 starts...was named the Eastern League "Pitcher of the Week" for April 25-May 1 after allowing just 1 H over 7.0 scoreless innings on May 1 vs. Portland (W, 1 BB, 6 SO).
- Was promoted to Triple-A Scranton/Wilkes-Barre on June 1 and went 6-2 with a 3.31 ERA (70.2 IP, 59 H, 26R/ER, 24 BB, 53 SO, 5 HR) in 18 appearances (15 starts).
- Following the season, was named by Baseball America as having the "Best Control" among Yankees minor leaguers.
- Was added to the 40-man roster on Nov. 10.
- Also played for the Toros del Este in the Dominican Winter League, going 2-0 with a 3.52 ERA (7.2 IP, 7 H, 3R/ER, 0 BB, 10 SO, 0 HR) in 4 relief appearances.

2021

- Combined to go 7-7 with a 3.55 ERA (116.2 IP, 109 H, 59R/46ER, 21 BB, 118 SO, 10 HR) in 22 starts with High-A Hudson Valley and Double-A Somerset.
- Began the season with High-A Hudson Valley, going 4-4 with a 2.57 ERA (70.0 IP, 59 H, 31R/20ER, 12 BB, 73 SO, 2 HR) in 14 starts...was named the High-A East "Pitcher of the Week" for July 19-25 after tossing 6.0 scoreless innings and earning the win in his start on July 21 at Aberdeen with HV (3 H, 1 BB, 10 SO).
- Promoted to Somerset on Aug. 1 and went 3-3 with a 5.01 ERA (46.2 IP, 50 H, 28R/26ER, 9 BB, 45 SO, 8 HR) in 8 GS.
- Following the season, was named by Baseball America as having the "Best Control" among Yankees minor leaguers.

2016-20

- Did not pitch in **2020** due to the COVID-19 pandemic.
- In 22 appearances (9 starts) with Single-A Charleston in **2019**, he went 6-4 with 2 saves and a 3.58 ERA (100.2IP, 91 H, 50R/40ER, 14 BB, 79 SO, 5 HR).
- Did not pitch in **2018**.
- In **2017**, made 3 starts for Short-Season Single-A Staten Island (7.2 IP, 8 H, 2R/0ER, 2 BB, 8 SO, 0 HR).
- Split his first professional season between the DSL Yankees 1 and GCL Yankees East in **2016**, going 1-6 with a 6.38 ERA (55.0 IP, 72 H, 45R/39ER, 9 BB, 48 SO, 4 HR) in 13 starts... in 9 starts with the DSL Yankees 1, went 0-3 with a 6.81 ERA (35.2 IP, 47 H, 32R/27ER, 8 BB, 34 SO, 4 HR)...went 1-3 with a 5.59 ERA (19.1 IP, 25 H, 13R/12ER, 1 BB, 14 SO, 0 HR) in 4 starts with the GCL Yankees East.

JHONY BRITO



JHONY BRITO CAREER PITCHING

Season	Team	League	W	L	ERA	G	GS	CG	SV	SVO	IP	H	R	ER	HR	HB	BB	SO	WHIP	AVG	AB	WP	GDP	TBF	NP/S
2016	D-YAI	ROK	0	3	6.81	9	9	0	0	0	35.2	47	32	27	4	3	8	34	1.54	.318	148	4	2	163	268/222
2016	G-YAE	ROK	1	3	5.59	4	4	0	0	0	19.1	25	13	12	0	1	1	14	1.34	.325	77	2	2	80	116/106
2016	2 Teams	Minors	1	6	6.38	13	13	0	0	0	55.0	72	45	39	4	4	9	48	1.47	.320	225	6	4	243	384/328
2016	2 Teams	ROK	1	6	6.38	13	13	0	0	0	55.0	72	45	39	4	4	9	48	1.47	.320	225	6	4	243	384/328
2017	SI	A(Short)	1	0	0.00	3	3	0	0	0	7.2	8	2	0	0	0	2	8	1.30	.258	31	0	1	34	116/82
2019	CSC	A(Full)	6	4	3.58	22	9	0	2	2	100.2	91	50	40	5	4	14	79	1.04	.240	379	5	7	407	1407/963
2021	HV	A+	4	4	2.57	14	14	1	0	0	70.0	59	31	20	2	5	12	73	1.01	.219	269	4	2	291	1070/732
2021	SOM	AA	3	3	5.01	8	8	0	0	0	46.2	50	28	26	8	3	9	45	1.26	.269	186	1	3	199	708/488
2021	2 Teams	Minors	7	7	3.55	22	22	1	0	0	116.2	109	59	46	10	8	21	118	1.11	.240	455	5	5	490	1778/1220
2022	SOM	AA	5	2	2.36	8	8	0	0	0	42.0	36	14	11	4	1	11	38	1.12	.232	155	0	3	167	603/409
2022	SWB	AAA	6	2	3.31	18	15	0	0	0	70.2	59	26	26	5	2	24	53	1.17	.229	258	1	7	287	1074/705
2022	2 Teams	Minors	11	4	2.96	26	23	0	0	0	112.2	95	40	37	9	3	35	91	1.15	.230	413	1	10	454	1677/1114
2023	SWB	AAA	2	2	5.45	7	7	0	0	0	36.1	40	23	22	8	1	16	33	1.54	.270	148	0	3	165	619/394
2023	NY Yankees	MLB	9	7	4.28	25	13	0	1	1	90.1	82	47	43	14	4	28	72	1.22	.244	336	0	9	372	1445/950
Career	NY Yankees	MLB	9	7	4.28	25	13	0	1	1	90.1	82	47	43	14	4	28	72	1.22	.244	336	0	9	372	1445/950
Career	7 Teams	Minors	28	23	3.86	93	77	1	2	2	429.0	415	219	184	36	20	97	377	1.19	.251	1651	17	30	1793	5981/4101

CAREER TRANSACTIONS

OPTIONS USED: 1/3

- 2015** Signed by NYY as an international free agent, November 9
- 2023** Acquired by SD from NYY along with RHPs Michael King, Randy Vasquez, Drew Thorpe and C Kyle Higashioka in exchange for OFs Juan Soto and Trent Grisham, December 6



DANIEL CAMARENA

NRI

Height: 6-0 Bats: L
Weight: 217 Throws: L

CAM-uh-RAY-na

dcamarena72

72

LHP

Full Name	Daniel Ricardo Camarena
Date of Birth	November 9, 1992 in Bonita, California
Current Residence	Bonita, California
2024 Opening Day Age	31
MLB Service Time	0.022
MLB Debut	June 19, 2021 vs. CIN
How Obtained	Signed as a minor league free agent on December 29, 2023
Contract Status	Signed through 2024

QUICK HITS

- Joined the Padres in February 2020 after 7 seasons in the NYY, CHC, and SF farm systems. Entering 2024, has made 197 career minor league appearance (170 starts) for a 41-63 overall record and 4.48 ERA.
- Missed the entire 2022 season after undergoing Tommy John surgery in May 2022.
- Posted a 6.20 ERA in 2023 with Double-A San Antonio, but in 8 relief outings, he owned a 1.08 ERA (1 ER, 8.1 IP) compared to his 6.90 ERA in his 17 starts.
- On July 8, 2021, he became the 2nd pitcher in MLB history to hit a grand slam for his 1st career hit. It came off Max Scherzer and ignited SD's 9-8 victory after once trailing 8-0, tying the franchise record for their largest comeback victory.
- Following his improbable grand slam, the nickname "Slamarena" was born, with t-shirts and other gear donning the nickname hitting the racks in the Padres team store.

2023 SEASON

- In his first appearances since undergoing Tommy John surgery in 2022, he spent the entire season with Double-A San Antonio, going 1-7 with a 6.20 ERA (48 ER, 69.2 IP) in 25 outings (17 starts).
- In his 17 starts, he went just 1-6 with a 6.90 ERA (47 ER, 61.1 IP)...but in his 8 relief outings, he owned a 1.08 ERA (1 ER, 8.1 IP).
- Began the year as a starter, but his last seven appearances of the season came as a reliever...in those seven app., he allowed just 1 earned run.
- His 17 starts were his first starts since 2021 and his 25 total appearances were his most since he also made 25 in 2018.
- Struck out 54 of his 313 total batters faced, walking just 16.
- Started the season with a 7.27 ERA in May, 7.91 ERA in June, and a 7.11 ERA in July...finished the year with a 0.93 in 5 August outings, and a .270 ERA in 2.70 in 4 September appearances.
- When pitching with runners in scoring position, opposing batters hit .377 (26-for-69).
- Re-signed with the Padres as a minor league free agent on

ACCOLADES

Pacific Coast League Post-Season All-Star (2021, El Paso)

Triple-A West Pitcher of the Week (June 13, 2021)

Florida State League Mid-Season All-Star (2014, Tampa)

December 29, 2023.

2022

- Missed the entire season recovering from Tommy John surgery, performed in May 2022.

2021

- Received his first ML action across 3 separate stints with SD...earned Triple-A West Postseason All-Star honors for the El Paso Chihuahuas.
- Made his ML debut on June 19 vs. CIN, allowing three runs on four hits while striking out three across 2.2 IP in SD's 7-5 win...scoreless in his first 2.0 frames before giving up three runs in the 5th...optioned back to ELP the following day.
- Recalled from ELP on July 8...that same day, relieved Yu Darvish in the 4th inning and surrendered 2 runs, resulting in the Padres trailing the Nationals 8-0...after Fernando Tatis Jr.'s solo HR and Wil Myers' bases loaded walk, Camarena came to the plate with the bases loaded and hit a grand slam off Max Scherzer on a 1-2 pitch for his 1st career hit, igniting SD's franchise-tying largest comeback victory.
- He became the 2nd pitcher in MLB history to hit a grand slam for his 1st career hit (also: "Frosty" Bill Duggleby in 1898) and the 1st to do it in baseball since SF's Brandon Crawford on May 27, 2011 @ MIL...he was also the 1st relief pitcher to hit a slam since PIT's Don "Caveman" Robinson vs. CHC on Sept. 12, 1985.
- He made 22 app. (19 starts) for the Chihuahuas, going 6-7 with a 4.75 ERA (44 ER, 83.1 IP).
- Allowed just 1 hit across 6.0-shutout innings on June 8 @ Round Rock, earning Triple-A West Player of the Week honors on June 13.
- Per Statcast, he relied on 5 pitches: Sinker (33%), Slider (30%), 4-Seamer (20%), Curveball (11%) and Changeup (6%).

DANIEL CAMARENA



2020

- Spent the campaign at the Padres' Alternate Training Site as part of the club's 60-man player pool but did not appear on the active roster in 2020.

2019

- Signed a minor league contract with MIN in January and made one start for Triple-A Rochester in April before being released on Apr. 29.
- Signed by NYY to a minor league contract on May 8 and went on to make 17 app. (16 starts) for Triple-A Scranton/Wilkes-Barre, going 4-8 with a 6.27 ERA (69 ER, 99.0 IP).

2018

- Signed by CHC as a minor league free agent and spent time in the Cubs' ML Spring Training camp before being re-acquired by NYY in exchange for future considerations.
- Made 8 app. (all starts) for SWB and posted a 5.08 ERA (22 ER, 39.0 IP) before being released by NYY on May 20.
- Signed by SF to a minor league contract on May 24 and spent the majority of the campaign with Sacramento (AAA), going 1-8 with a 5.65 ERA (50 ER, 79.2 IP) in 16 app.

2017

- Went 6-6 with a 3.65 ERA (48 ER/118.1 IP) between Trenton (AA) and SWB...combined to walk just 31 in 118.1 innings while striking out 78.

DANIEL CAMARENA



2012-16

- In **2016**, went 10-7 with 1 complete game, 1 save and a 3.68 ERA (58 ER, 141.2 IP) in 29 app. (22 starts) between Tampa (A), TRN (AA) and SWB...his 1.52 BB/9.0 IP ratio was 15th-lowest among all minor leaguers (min. 140.0 IP)...was tabbed by *Baseball America* as having the "Best Control" among Eastern League pitchers.
- Missed the **2015** season while recovering from a procedure to remove bone spurs from his left elbow.
- Split the **2014** season between TAM and TRN, and combined to go 7-11 with a 3.40 ERA (54 ER, 143.0 IP) in 26 starts...named a Florida State League Mid-Season All-Star.
- Made 25 appearances (21 starts) with Charleston (A) in **2013**...was 4-6 with a 4.42 ERA (55 ER, 112.0 IP)...made 4 consecutive scoreless app. (3 starts) from June 15-July 4 (18.0 IP), holding opponents to a .036 AVG (2-for-55).
- In **2012**, made his pro debut with the GCL Yankees, recording a 1.02 ERA (2 ER, 17.2 IP) in 5 G (3 starts).

PERSONAL

- Grew up in Bonita, Calif., and had committed to play at the University of San Diego before signing with NYY.
- Graduated from Cathedral Catholic High School in San Diego and went 9-1 with a 0.53 ERA as a senior in 2011, earning MaxPreps' All-State Team honors.

DANIEL CAMARENA



DANIEL CAMARENA CAREER PITCHING

Season	Team	League	W	L	ERA	G	GS	CG	SV	SVO	IP	H	R	ER	HR	HB	BB	SO	WHIP	AVG	AB	WP	GDP	TBF	NP/S
2012	G-YAN	ROK	0	0	1.02	5	3	0	0	0	17.2	8	2	2	1	0	0	15	0.45	.136	59	0	0	60	93/91
2013	CSC	A(Full)	4	6	4.42	25	21	0	0	0	112.0	109	67	55	11	4	19	83	1.14	.251	435	4	4	465	1261/925
2014	TAM	A(Adv)	5	5	2.35	16	16	0	0	0	88.0	77	37	23	6	3	28	69	1.19	.230	335	4	5	367	656/508
2014	TRN	AA	2	6	5.07	10	10	0	0	0	55.0	61	32	31	8	0	14	43	1.36	.284	215	0	3	235	889/576
2014	2 Teams	Minors	7	11	3.40	26	26	0	0	0	143.0	138	69	54	14	3	42	112	1.26	.251	550	4	8	602	1545/1084
2016	TAM	A(Adv)	1	0	1.50	2	0	0	0	0	6.0	2	1	1	1	0	1	4	0.50	.100	20	0	0	21	75/53
2016	TRN	AA	9	6	3.68	25	22	1	1	1	129.2	126	60	53	12	2	21	106	1.13	.252	500	3	8	526	1845/1254
2016	SWB	AAA	0	1	6.00	2	0	0	0	0	6.0	9	5	4	1	0	2	4	1.83	.346	26	0	1	28	107/70
2016	3 Teams	Minors	10	7	3.68	29	22	1	1	1	141.2	137	66	58	14	2	24	114	1.14	.251	546	3	9	575	2027/1377
2017	TRN	AA	2	4	3.81	15	15	1	0	0	82.2	89	46	35	5	0	20	48	1.32	.276	322	0	8	351	1259/828
2017	SWB	AAA	4	2	3.28	7	7	0	0	0	35.2	30	14	13	3	1	11	30	1.15	.224	134	1	3	146	553/348
2017	2 Teams	Minors	6	6	3.65	22	22	1	0	0	118.1	119	60	48	8	1	31	78	1.27	.261	456	1	11	497	1812/1176
2018	RIC	AA	0	0	2.57	1	1	0	0	0	7.0	6	4	2	1	0	1	2	1.00	.231	26	1	0	28	88/62
2018	SWB	AAA	2	3	5.08	8	8	0	0	0	39.0	44	23	22	3	2	20	34	1.64	.288	153	1	3	178	647/401
2018	SAC	AAA	1	8	5.65	16	15	0	0	0	79.2	97	53	50	9	0	32	64	1.62	.299	324	3	4	364	1348/859
2018	3 Teams	Minors	3	11	5.30	25	24	0	0	0	125.2	147	80	74	13	2	53	100	1.59	.292	503	5	7	570	2083/1322
2018	2 Teams	AAA	3	11	5.46	24	23	0	0	0	118.2	141	76	72	12	2	52	98	1.63	.296	477	4	7	542	1995/1260
2019	ROC	AAA	0	0	6.23	1	0	0	0	0	4.1	5	3	3	1	1	0	6	1.15	.278	18	0	0	19	71/49
2019	SWB	AAA	4	8	6.27	17	16	0	0	0	99.0	121	74	69	21	2	22	88	1.44	.303	400	3	8	428	1548/1062
2019	2 Teams	Minors	4	8	6.27	18	16	0	0	0	103.1	126	77	72	22	3	22	94	1.43	.301	418	3	8	447	1619/1111
2019	2 Teams	AAA	4	8	6.27	18	16	0	0	0	103.1	126	77	72	22	3	22	94	1.43	.301	418	3	8	447	1619/1111
2021	ELP	AAA	6	7	4.75	22	19	0	1	1	83.1	83	51	44	11	2	31	62	1.37	.256	324	7	4	366	1294/846
2021	SD	MLB	0	1	9.64	6	0	0	0	0	9.1	16	12	10	2	0	3	7	2.04	.364	44	0	0	47	174/110
2023	SA	AA	1	7	6.20	25	17	0	3	3	69.2	89	54	48	9	5	16	54	1.51	.309	288	4	5	313	1196/792
Career	SD	MLB	0	1	9.64	6	0	0	0	0	9.1	16	12	10	2	0	3	7	2.04	.364	44	0	0	47	174/110
Career	10 Teams	Minors	41	63	4.48	197	170	2	5	5	914.2	956	526	455	103	22	238	712	1.31	.267	3579	31	56	3895	12930/8724

CAREER TRANSACTIONS

OPTIONS USED: 2/3

2011 Signed by NYY as a 20th-round selection in the First-Year Player Draft, August 30

2018 Signed by CHC as a minor league free agent, January 8

Acquired by NYY from CHC in exchange for future considerations, April 3

Signed by SF as a minor league free agent, May 24

2019 Signed by MIN as a minor league free agent, January 19

Signed by NYY as a minor league free agent, May 8

2020 Signed by SD as a minor league free agent, February 13

2023 Signed by SD as a minor league free agent, December 29



LUIS CAMPUSANO

Height: 6-0 Bats: R
Weight: 215 Throws: R

CAM-poo-SAH-know
 luiscampusano5

12

C

Full Name	Luis Genaro Campusano-Bracero
Date of Birth	September 29, 1998 in Augusta, Georgia
Current Residence	Augusta, Georgia
2024 Opening Day Age	25
MLB Service Time	1.144
MLB Debut	September 4, 2020 @ OAK (with SD)
How Obtained	Signed as a 2nd-round selection in the 2017 First-Year Player Draft on June 23, 2017
Contract Status	Signed through 2024

QUICK HITS

- Made his 2nd career Opening Day roster in 2023 (other: 2021), capturing career highs in games (49), runs (27), hits (52), 2B (7), HR (7), RBI (30), BB (7) and total bases (80).
- In his MLB debut on Sept. 4, 2020 @ OAK, hit an opposite-field HR in the 8th inning for his 1st hit, becoming the 15th Padre to have his 1st-career hit go for a HR (1st since Patrick Kivlehan in 2016). Jorge Oñá did it 6 days later on Sept. 10, 2020 vs. SF.
- In his 6-year minor league career from 2017-23, hit .300 with a .369 OBP, .473 SLG and .842 OPS.
- In 2019 with Lake Elsinore (A), won the California League batting title (.325) and the co-MVP award.
- Became the 1st catcher selected in the 2017 First-Year Player Draft when the Padres took him 39th overall.

2023 SEASON

- In his 4th Major League campaign, captured career highs in games (49), runs (27), hits (52), 2B (7), HR (7), RBI (30), BB (7) and TB (80).
- Defensively, appeared in a career-high 42 games behind the plate, including 37 starts across 325.1 innings...posted a .991 fielding percentage (3 E/334 TC) with a 3 percent CS rate (1 CCS/29 SB)...also appeared in 5 games (4 GS) at DH.
- In 41 games as a starter, hit .329 (51-155) with 7 2B, 7 HR and 29 RBI (37 GS at C)...appeared in 8 games off the bench, in which he hit .125 (1-for-8) with 1 RBI.
- After making his 2nd career Opening Day roster (other: 2021), was placed on the 10-day IL on April 17 with a left thumb sprain before being transferred to the 60-day IL on June 2...was later activated on July 18 after 8 rehab games between ACL Padres (3 G) and Triple-A El Paso (5 G), where he combined to hit .280 with a trio of 2Bs, 1 HR and 5 RBI for a .400 OBP.
- On July 22 @ DET, collected a career-high 4 hits (1 HR)...it marked the 1st 4+ hit game by a Padres' catcher since Austin Nola on Aug. 3, 2021 @ OAK and was just the 3rd game of the kind by an SD catcher in the previous 8 seasons (since 2016).
- Aug. 7 vs. LAD, collected his 1st career multi-homer game, while his 4 hits and 4 RBI matched his single-game highs

ACCOLADES

- California League MVP (2019, Lake Elsinore)
- MiLB.com Organization All-Star (2019, SD)
- Baseball America High Class-A All-Star (2019, Lake Elsinore)
- Mid-Season All-Star (2018 Midwest League & 2019 California League)
- California League Post-Season All-Star (2019, Lake Elsinore)

- from July 22 @ DET.
- Prior to landing on the 10-day IL on Sept. 30 with a right ankle sprain for the remainder of the season, collected a career-best 6-game hitting streak from Sept. 17-24...hit .478 with a 2B, HR and 5 RBI during the span.
- Collected a hit in 11 of his final 13 games (.346 BA) and in 15 of his final 20 games (.366 BA with 3 2B, 3 HR and 17 RBI).
- Additionally, in his final 15 contests of the year (Sept. 5-24), collected multi-hit efforts in 6 of the 12 games in which he hit safely, turning in a .351 average (20-for-57) with 2 2B, 2 HR and 15 RBI.

2022

- Appeared in 16 games across 2 stints with the Padres, slashing .250/.260/.333 with 1 2B, 1 HR and 5 RBI.
- Was the starting catcher in 9 of his 10 appearances behind the plate, totaling a .988 fielding percentage (1 E/84 TC) over 78.0 innings.
- Made 3 starts in 5 total appearances as the designated hitter, going 1-for-13 (.077) with 1 run and 1 RBI.
- Began the season with El Paso (AAA) before being recalled on April 24...optioned back to ELP on May 1 and remained with the Chihuahuas before being recalled on Aug. 26, and spent the remainder of the season at the big-league level... logged a hit in 6 of his final 9 starts at a .313 clip (10-for-32) with 1 home run and 3 RBI.
- Over his final 6 games of the regular season, hit .318 (7-for-22) and collected a hit in 4 of those games, including a career-long, 3-consecutive multi-hit efforts from Sept. 17-22.
- With ELP, turned in a .298 AVG (95-for-319) with 15 doubles, a triple, 14 homers and 60 RBI across 81 games.
- Ranked among the top Chihuahua bats in hits (5th, 95), RBI (5th, 60), home runs (6th, 14), total bases (6th, 154), games

LUIS CAMPUSANO



(7th, 81), runs (7th, 62), doubles (9th, 15) and walks (9th, 33).

- Logged 529.2 innings behind the plate at ELP, which trail just his 2019 mark of 675.1 innings at Single-A Lake Elsinore.
- Entered 2022 rated as the No. 44 prospect in all of baseball by MLB Pipeline, No. 53 by *Baseball America*, and No. 67 by ESPN and *The Athletic*.
- Also entered 2022 as the 7th-best catching prospect in all of baseball by MLB Pipeline.

POSTSEASON: Made SD's roster in their 3 rounds of the Postseason, but did not make an appearance

2021

- Made his 1st-career Opening Day roster and made 11 appearances with SD in '21 after playing just 1 game for the Padres in the 2020 regular season.
- Went 3-for-34 (.088) at the dish with 4 walks in his 11 games played
- All 3 of his hits came off right-handed pitching, and he went 0-for-3 vs. left-handers.
- Made his 1st career app. in the field at the ML level, starting 9 games at catcher...didn't make an error in 86 total chances and 75.0 innings...allowed 4 SB without catching a runner stealing with a 3.24 catcher's ERA.
- Was optioned to the Padres' Alternate Training Site on April


28 and assigned to Triple-A El Paso on May 3.

- In 81 games played for the Chihuahuas, he hit .295 (86-for-292) with 21 2B, 3 3B, 15 HR, 45 RBI, 47 runs scored, 27 walks, a .365 OBP, a .541 SLG, and a .906 OPS...his .906 OPS was 2nd highest on the team behind Brian O'Grady (.913).
- Made 62 app. behind the plate for ELP (all starts)...caught 511.2 IP, totaling a .985 fielding percentage (8 E/541 TC).
- On July 11, represented the Padres' along with CJ Abrams in the 2021 SiriusXM All-Stars Futures game for the NL team @ Coors Field...went 0-for-1 with a RBI.
- Voted as the best defensive catcher in the Padres farm system by *Baseball America* in their Best Tools survey for the Padres farm system, voted on by MLB executives, scouts and managers.

2020

- Selected to the ML roster on September 4 from the Alternate Training Site and made his MLB debut that night, batting 7th as the DH against the A's in Oakland...hit an opposite-field HR in the 8th for his 1st hit, becoming the 15th Padre in team history to have his 1st-career hit go for a HR (1st since Patrick Kivlehan in 2016)...Jorge Oña did it 6 days later on September 10 vs. SF.
- Was the 5th Padre in 2020 to make his MLB debut (joining Edward Olivares, Jake Cronenworth, Luis Patiño and Jorge Mateo)...was an MLB-leading 6th Padre who was 21-or-

LUIS CAMPUSANO



younger to make his MLB debut since the start of 2019 (joining Fernando Tatis Jr., Josh Naylor, Andres Muñoz, Adrian Morejon, and Luis Patiño).

- His highest level of play prior to his sole MLB game was Single-A Lake Elsinore, where he won the California League batting crown in 2019.
- Scratched from the lineup on Sept. 5 due to left hand soreness...was placed on the 10-day IL on Sept. 6 (retro to Sept. 5) with a left wrist sprain.

POSTSEASON: Made both the Wild Card Series and National League Division Series rosters for the Padres... made just appearance, pinch-hitting for DH Jurickson Profar in Game 3 of the NLDS vs. LAD in the bottom of the 8th inning (struck out)...in 2020, appeared in as many playoff games as he did regular season games.

2019

- Entered the season ranked by *Baseball America* as the No. 79 overall prospect, the Padres No. 5 prospect and the

Padres No. 1 catching prospect.

- Spent the whole season with Lake Elsinore (A), setting career highs in nearly every offensive category while winning the California League batting crown by hitting .325 (137-for-422) with 31 2B, 1 3B, 15 HR, 81 RBI and 52 BB in 110 games played...also named the California League co-MVP, along with Lancaster's Luis Castro, and earned his 1st-career MiLB.com Organizational All-Star honors.
- Opened the season with a 10-game hitting streak (.474) before being placed on the 7-day IL on April 16...reinstated on April 23 for his sole stint on the IL in 2019.
- Entered the season having hit just 7 HR in 107 games...in 2019, he hit 15 home runs in 110 games, finishing 2nd on the Storm behind Gabriel Arias' 17 HR.
- His walk rate (10.7%) nearly equated his SO rate (11.7%).
- Earned CAL Mid-Season All-Star honors, hitting .317 (63-for-199) prior to the break.
- Led all qualifying Storm players in AVG (.325), OBP (.396), SLG (.509) and OPS (.906).

LUIS CAMPUSANO



- Caught a career-high 675.1 innings in 77 games (all starts) behind the plate, committing 9 errors and allowing 4 passed balls for a .989 fielding %...caught 22 runners stealing (T-8th in CAL) in 97 stolen base attempts.
- Named a CAL Post-Season All-Star after hitting .242 with 2 2B, 1 3B and 5 RBI in 8 G for the Storm in the Postseason.
- Following the season, played for the Peoria Javelinas in the AFL, appearing in just 4 games and going 1-for-13.

2018

- Spent the entire campaign with Fort Wayne (A) in his 1st action at the Single-A level, hitting .288 in 70 G.
- In the 1st half of the season, hit .293 (48-for-164) en route to being named a Midwest League Mid-Season All-Star, the 1st such accolade of his career.
- Placed on the 7-day DL (retro: July 29).

2017

- Divided his 1st professional season between AZL Padres 1 (R) and AZL Padres 2 (R), hitting .269 (36-for-134) with 4 2B, 4 HR, 25 RBI and 16 BB between the clubs.
- Made 27 appearances behind the plate (26 starts) and caught 213.2 innings with 7 errors committed.

PERSONAL

- Attended Cross Creek High School in Augusta, Georgia.
- Was committed to the University of South Carolina prior to being the first catcher taken in the 2018 MLB Draft.
- Ranked by Perfect Game as the No. 4 overall prep player (No. 1 catcher) in Georgia.
- His favorite player growing up was Salvador Perez.

LUIS CAMPUSANO CAREER BATTING

Season	Team	League	AVG	G	AB	R	H	2B	3B	HR	RBI	BB	SO	SB	CS	OBP	SLG	OPS	PA	HBP	SAC	SF	GIDP
2017	A-PAD	ROK	.278	24	90	3	25	4	0	1	13	6	14	0	1	.327	.356	.683	98	1	0	1	4
2017	A-PA2	ROK	.250	13	44	5	11	0	0	3	12	9	11	0	1	.377	.455	.832	53	0	0	0	0
2017	2 Teams	Minors	.269	37	134	8	36	4	0	4	25	15	25	0	2	.344	.388	.732	151	1	0	1	4
2017	2 Teams	ROK	.269	37	134	8	36	4	0	4	25	15	25	0	2	.344	.388	.732	151	1	0	1	4
2018	FW	A(Full)	.288	70	260	26	75	11	0	3	40	19	43	0	1	.345	.365	.710	284	4	0	1	9
2019	LE	A(Adv)	.325	110	422	63	137	31	1	15	81	52	57	0	0	.396	.509	.905	487	4	0	9	15
2020	SD	MLB	.333	1	3	2	1	0	0	1	1	0	2	0	0	.500	1.333	1.833	4	1	0	0	0
2021	ELP	AAA	.295	81	292	47	86	21	3	15	45	27	66	1	0	.365	.541	.906	326	6	0	1	9
2021	SD	MLB	.088	11	34	0	3	0	0	0	1	4	11	0	0	.184	.088	.272	38	0	0	0	2
2022	ELP	AAA	.298	81	319	62	95	15	1	14	60	33	62	0	0	.363	.483	.846	358	2	0	4	12
2022	SD	MLB	.250	16	48	4	12	1	0	1	5	1	11	0	0	.260	.333	.593	50	0	0	1	2
2023	A-PAD	ROK	.200	3	10	1	2	2	0	0	2	2	1	0	0	.333	.400	.733	12	0	0	0	1
2023	ELP	AAA	.333	5	15	4	5	1	0	1	3	3	3	0	0	.444	.600	1.044	18	0	0	0	0
2023	SD	MLB	.319	49	163	27	52	7	0	7	30	7	21	0	0	.356	.491	.847	174	3	0	1	8
2023	2 Teams	Minors	.280	8	25	5	7	3	0	1	5	5	4	0	0	.400	.520	.920	30	0	0	0	1
Career	SD	MLB	.274	77	248	33	68	8	0	9	37	12	45	0	0	.316	.415	.731	266	4	0	2	12
Career	5 Teams	Minors	.300	387	1452	211	436	85	5	52	256	151	257	1	3	.369	.473	.842	1636	17	0	16	50

DIVISION SERIES

Season	Team	League	AVG	G	AB	R	H	2B	3B	HR	RBI	BB	SO	SB	CS	OBP	SLG	OPS	PA	HBP	SAC	SF	GIDP
2020	SD	MLB	.000	1	1	0	0	0	0	0	0	0	1	0	0	.000	.000	.000	1	0	0	0	0

POSTSEASON (COMBINED)

Season	Team	League	AVG	G	AB	R	H	2B	3B	HR	RBI	BB	SO	SB	CS	OBP	SLG	OPS	PA	HBP	SAC	SF	GIDP
2020	SD	MLB	.000	1	1	0	0	0	0	0	0	0	1	0	0	.000	.000	.000	1	0	0	0	0

CAREER TRANSACTIONS

OPTIONS USED: 2/3

2017

Signed by SD as a second-round selection in the First-Year Player Draft, June 23



DREW CARLTON

NRI

Height: 6-1	Bats: R
Weight: 215	Throws: R

@drewcarlton12

drew.carlton9895

73

RHP

Full Name	Drew Michael Carlton
Date of Birth	September 8, 1995 in Lakeland, Florida
Current Residence	Winter Haven, Florida
2024 Opening Day Age	28
MLB Service Time	1.014
MLB Debut	September 4, 2021 @ CIN (with DET)
How Obtained	Signed as a minor league free agent on December 10, 2022
Contract Status	Signed through 2024

QUICK HITS

- Played collegiately at Florida State University, where he was a team captain for the 2017 Seminole team that advanced to the College World Series.
- The first Major League strikeout of his career was Nelson Cruz on September 11, 2021 vs. TB.
- Made his Major League debut on September 4, 2021 @ CIN, needing just one pitch to retire the only batter he faced. According to Elias, he became the first Tigers pitcher since at least 2000 to throw just one pitch in his big league debut and the 1st in MLB since San Diego's Buddy Baumann on July 16, 2016.
- Was drafted by the Tigers in the 32nd round in the 2017 First-Year Player Draft. At the time he made his debut in 2021, 17 of the 31 players the Tigers drafted ahead of Carlton were no longer active in professional baseball.

2023 SEASON

- Made a ML career-high 11 appearances out of the SD pen, earning the first two winning decisions of his big league career (May 25 @ WSH & June 10 @ COL)...had made just 9 appearances at the big league level in his two prior seasons (2021-22) with Detroit.
- Had his contract selected on May 15 from El Paso (AAA) and made his Padre debut that next day in the 3rd inning with 3.0 scoreless frames vs. KC after starter Seth Lugo exited with a right calf strain.
- Optioned to Triple-A El Paso on June 21 before being recalled on June 27...made his final 2 appearances of the season on June 27 & 30 before placed on the 15-day IL on July 1 (right elbow inflammation).
- Was transferred to the 60-day IL on Aug 14...underwent an elbow cleanup procedure on Sept. 7.
- Tossed 2.0+ IP in 7 of his 11 appearances, posting a 2.55 ERA (5 ER, 17.2 IP), 0.91 WHIP and .231 AVG against in those outings.
- Had reverse splits, limiting left-handed batters to a .174/.231/.261 slash with 0 HR, while right-handed batters had 2 homers and slashed .275/.339/.431.
- Struck out 18 batters with 6 walks allowed...in 7 games on the road, posted a 3.18 ERA (4 ER, 11.1 IP), while owning a 5.79 ERA (6 ER, 9.1 IP) in 4 appearances at home.

ACCOLADES

Eastern League Mid-Season All-Star (2019, Erie)

MLB.com Organization All-Star (2019, Detroit)

2022

- Was with Triple-A Toledo for most of 2022, pitching in 46 games, including two starts, and posting a 4-3 record with 2 saves, a 4.78 ERA (31 ER, 58.1 IP) and 67 strikeouts.
- Appeared in five games with Detroit and had a 2.08 ERA (4 ER, 8.2 IP) and seven strikeouts.
- Turned in his longest outing of the season on May 28 vs. CLE, throwing 2.0 innings and allowing two runs on three hits with a strikeout.

2021

- Spent the majority of the 2021 season with Toledo (AAA), appearing in 33 games, including 2 starts...also saw the first big league action of his career pitching in 4 games with DET.
- Posted a 1.07 WHIP with the Mud Hens and limited opponents to a .232 (46-for-198) opponent average.
- Did not allow a run in eight of his first 11 outings with Toledo, posting a 2-0 record with a 1.59 ERA with 14 SO.
- Made his ML debut on Sept. 4 @ CIN, needing just one pitch to retire the only batter he faced...according to Elias, he became the first Tigers pitcher since at least 2000 to throw just one pitch in his debut...the last MLB pitcher to do so was San Diego's Buddy Baumann on July 16, 2016.
- Recorded the first strikeout of his big league career on Sept. 11 vs. TB, fanning Nelson Cruz in the ninth inning

2020

- Was not a part of DET's 60-man player pool at their Alternate Training Site, and worked out remotely as a result of the COVID-19 pandemic.

2019

- Made a career high 45 appearances with Double-A Erie in 2019...was selected to the Eastern League Mid-Season All-Star Team and was named a Double A All-Star by *Baseball America*...was also selected as a Tigers Organization All-Star

DREW CARLTON



NRI



by MiLB.com.

- Ranked tied for fifth in the Eastern League with 45 appearances, while he was sixth with 19 saves.
- Converted his first 17 save opportunities of the season before having a blown save on August 24 at Harrisburg.
- Was Tigers Minor League Pitcher of the Month for August, going 2-0 with seven saves, a 0.55 ERA and 17 punchouts.

2018

- Spent most of the 2018 season with Single-A Lakeland, pitching in 34 games for the Flying Tigers.
- Finished the season tied for eighth in the Florida State League with nine saves.

DREW CARLTON

NRI



2017

- Began his professional career in 2017, making 20 appearances between the GCL Tigers West, Single A Connecticut and Single-A West Michigan...was named the Minor League Pitcher of the Year for Connecticut.
- Ranked 2nd in the New York-Penn League with 10 saves.
- Appeared in 11 games with Connecticut in August and had a 1-0 record with nine saves, a 0.75 ERA (1 ER, 12.0 IP).

PERSONAL

- Played collegiately at Florida State University, where he was a team captain for the 2017 Seminole team that advanced to the College World Series.
- Growing up in Lakeland, Florida he went to many Tigers' Spring Training games in Florida, and he ended up pitching for them, making his big league debut in 2021.

DREW CARLTON



NRI

DREW CARLTON CAREER PITCHING

Season	Team	League	W	L	ERA	G	GS	CG	SV	SVO	IP	H	R	ER	HR	HB	BB	SO	WHIP	AVG	AB	WP	GDP	TBF	NP/S
2017	G-TIW	ROK	0	0	0.90	6	0	0	2	4	10.0	10	2	1	0	1	1	9	1.10	.263	38	1	0	40	63/56
2017	CT	A(Short)	1	0	1.29	13	0	0	10	10	14.0	8	2	2	1	0	2	20	0.71	.160	50	2	0	52	200/135
2017	WM	A(Full)	0	0	0.00	1	0	0	0	0	1.0	0	0	0	0	0	0	0	0.00	.000	4	0	0	4	16/10
2017	3 Teams	Minors	1	0	1.08	20	0	0	12	14	25.0	18	4	3	1	1	3	29	0.84	.196	92	3	0	96	279/201
2018	LAK	A(Adv)	4	2	2.38	34	0	0	9	12	56.2	46	19	15	0	1	11	57	1.01	.217	212	0	4	226	838/612
2018	ERI	AA	0	0	1.64	5	0	0	0	0	11.0	11	3	2	0	1	1	11	1.09	.275	40	0	2	44	155/111
2018	2 Teams	Minors	4	2	2.26	39	0	0	9	12	67.2	57	22	17	0	2	12	68	1.02	.226	252	0	6	270	993/723
2019	ERI	AA	4	3	1.46	45	0	0	19	20	68.0	48	20	11	3	1	18	65	0.97	.200	240	0	9	266	948/667
2021	TOL	AAA	3	3	2.92	33	2	0	4	8	52.1	46	22	17	5	0	10	49	1.07	.232	198	1	4	208	813/552
2021	DET	MLB	0	0	4.91	4	0	0	0	0	3.2	6	2	2	1	0	4	1	2.73	.429	14	0	1	19	73/39
2022	TOL	AAA	4	3	4.78	46	2	0	2	6	58.1	58	33	31	9	2	11	67	1.18	.254	228	2	5	245	907/627
2022	DET	MLB	0	0	2.08	5	0	0	0	0	8.2	4	4	2	1	0	0	7	0.46	.129	31	1	0	32	120/83
2023	A-PAD	ROK	1	0	0.00	2	1	0	0	0	2.0	3	0	0	0	0	0	2	1.50	.429	7	0	1	7	12/11
2023	ELP	AAA	2	1	3.00	15	0	0	0	0	18.0	15	8	6	1	1	5	21	1.11	.231	65	1	3	72	304/204
2023	SD	MLB	2	1	4.35	11	0	0	0	2	20.2	18	12	10	2	1	6	18	1.16	.243	74	1	2	85	330/222
2023	2 Teams	Minors	3	1	2.70	17	1	0	0	0	20.0	18	8	6	1	1	5	23	1.15	.250	72	1	4	79	316/215
Career	2 Teams	MLB	2	1	3.82	20	0	0	2	33.0	28	18	14	4	1	10	26	1.15	.235	119	2	3	136	523/344	
Career	8 Teams	Minors	19	12	2.63	200	5	0	46	60	291.1	245	109	85	19	7	59	301	1.04	.226	1082	7	28	1164	4256/2985

CAREER TRANSACTIONS

OPTIONS USED: 1/3

- 2017 Signed by DET as a 32nd-round selection in the 2017 First-Year Player Draft, June 26
- 2022 Signed by SD as a minor league free agent, December 10



RYAN CARPENTER

NRI

Height: 6-5 Bats: L
Weight: 237 Throws: L

@carp22

22
LHP

Full Name	Ryan Nicholas Carpenter
Date of Birth	August 22, 1990 in Glendale, Arizona
Current Residence	Surprise, Arizona
2024 Opening Day Age	33
MLB Service Time	0.101
MLB Debut	May 9, 2019 vs. LAA (with DET)
How Obtained	Signed as a minor league free agent on October 31, 2023
Contract Status	Signed through 2024

QUICK HITS

- Returns to MLB with the Padres on a minor league deal for 2024 after spending 2020 in the Chinese Professional Baseball League and parts of 2021-22 in the Korean Baseball Organization.
- Did not pitch in 2023 while rehabbing from Tommy John surgery.
- Made 15 appearances (14 starts) for DET across the 2018-19 seasons, posting a combined 2-8 record with a 9.30 ERA (60 ER, 63.0 IP).
- Led the Pacific Coast League with 156.0 innings pitched in 2017, tied for the Eastern League lead with 28 starts in 2015, and tied for the Midwest League lead with 28 starts in 2012.

2023 SEASON

- Did not pitch in 2023 while rehabbing from Tommy John surgery.

2022

- Was limited to just 4 appearances (all starts) in his 2nd consecutive season with the Hanwha Eagles of the Korea Baseball Organization, going 0-1 with a 2.50 ERA (5 ER, 18.0 IP) and 15 SO vs. 6 BB.
- Released by Hanwha in June.

2021

- In his first season with the Hanwha Eagles of the KBO, he went 5-12 with a 3.97 ERA while posting career highs in appearances (31), starts (30), innings pitched (170.0) and strikeouts (179).

2020

- Signed with the Rakuten Monkeys of the Chinese Professional Baseball League in Taiwan and posted a 10-7 record with a 4.00 ERA (70 ER, 157.1 IP) and a 150-to-33 SO/BB ratio across 26 appearances (25 starts).

ACCOLADES

Pacific Coast League Post-Season All-Star (2017, Albuquerque)

Pacific Coast League Pitcher of the Week (2x, July 2, 2017 & Sept. 4, 2017 - Albuquerque)

Florida State League Mid-Season All-Star (2013, Charlotte)

2019

- In his final season with the Tigers organization, split the campaign between the Tigers and Triple-A Toledo...made 4 separate stints with the big league club, going a combined 1-6 with a 9.30 ERA (42 ER, 40.2 IP) across 9 starts.
- Tagged with the loss in 2 of his first 4 starts (May 9 vs. LAA and May 14 vs. HOU) before earning his lone win of the campaign (and 2nd of his career) on June 4 vs. TB (7.0 IP, 7 H, 2 ER)...tagged with the loss in each of his final 4 starts.
- Allowed at least 1 HR in all 9 of his starts (2.66 HR/9 IP), including 2 long balls in 3 of his 9 outings.
- Opponents hit .339 against him...lefties batted .378 while righties hit .326, accounting for 9 of the 12 HR he surrendered.
- Went 5-7 with a 5.26 ERA (45 ER, 77.0 IP) across his 14 starts for Toledo.

2018

- Spent most of the 2018 season with Toledo, starting 14 games for the Mud Hens...also saw the first Major League action of his career, appearing in 6 games (5 starts) for DET.
- Made his ML debut in the second game of the doubleheader on April 1 vs. PIT, allowing 3 runs on 5 hits with 1 BB and 3 strikeouts in 3.0 IP...struck out Starling Marte in the first inning for his first ML strikeout.
- Struck out a season-high 10 batters on May 7 vs. Columbus, allowing one run over 7.0 innings.
- Sidelined from June 1-July 26 with a left oblique strain.

2017

- Led the Pacific Coast League with 156.0 innings pitched as he made 27 appearances (25 starts) with Triple A Albuquerque of the Colorado Rockies organization.

RYAN CARPENTER



- Selected to the Pacific Coast League Postseason All-Star Team.
- Ranked 2nd in the PCL with 161 strikeouts and a 1.28 WHIP, while he was 3rd with a 4.15 ERA (72 ER, 156.0 IP) and T-3rd with 10 wins...among PCL starters, he ranked second with 9.32 SO/9 IP and 12.07 baserunners allowed/9 IP, 4th with 2.27 BB/9 IP and 5th with a .266 opponents' batting average.
- Had 3 double-digit strikeout performances during the season, striking out 10 on June 20 at Sacramento, 11 on July 1 at Tacoma and 10 on August 28 vs. Reno.
- Earned Pacific Coast League Pitcher of the Week honors twice...was named Pitcher of the Week for the week ending July 2 after making 2 starts during the week and posting a 1-0 record with a 1.93 ERA (3 ER, 14.0IP) and 18 strikeouts... also earned Pitcher of the Week honors for the week ending September 4 after compiling a 2-0 record with a 1.93 ERA (3 ER, 14.0IP) and 17 strikeouts in 2 starts.
- Placed on the temporarily inactive list from July 15-19.
- Made 6 starts during the month of July and had a 4-1 record with a 2.50 ERA (11 ER, 39.2IP) and 35 strikeouts.

2016

- Appeared in 26 games (18 in relief), for Triple A Albuquerque...his first season pitching exclusively at the Triple-A level.
- Went 2-3 with a 5.40 ERA (27 ER, 45.0 IP) and 48 strikeouts in 8 starts, while he was 0-0 with an 11.41 ERA (30 ER, 23.2 IP) and 20 strikeouts in 18 relief outings.
- Sidelined from July 9-23 with a left index finger contusion, and again from July 25-August 22 with a left index finger contusion.

2015

- Tied for the Eastern League lead with 28 starts in as he spent the entire season with Double-A New Britain.
- Ranked 2nd in the Eastern League with 1670 innings pitched and 4th with 132 strikeouts.
- Threw a two-hit shutout on April 21 vs. Portland.
- Made 5 consecutive quality starts from May 26-June 19...

RYAN CARPENTER

went 1-2 with a 2.25 ERA (8 ER, 32.0 IP) and 22 strikeouts during the stretch.

- Tossed his 2nd complete game of the season on August 31 at Trenton, allowing 1 run on 5 hits and striking out 6.

2014

- Limited to 13 starts with Single-A Modesto (COL) due to injury.
- Held opponents to a .245 (74-for-302) batting average.
- Started 3 games in May and had a 1-1 record with a 2.20 ERA (4 ER, 16.1 IP) and 13 strikeouts.
- Sidelined from July 29-September 27 with a right knee sprain.

2013

- Spent the entire season with Single-A Charlotte, pitching in 24 games (22 starts).
- Named to the Florida State League Mid-Season All-Star Team.
- Led Charlotte with 97 strikeouts.
- Finished the month of April with a 2-1 record, a 2.48 ERA (8 ER, 29.0 IP) and 33 strikeouts in 6 appearances (5 starts).
- Sidelined from August 30-September 10 with left shoulder inflammation.

2012

- Made 29 appearances (28 starts) with Single-A Bowling Green.
- Tied for the Midwest League lead with 28 starts...led all Midwest League starting pitchers with a 1.39 walks per nine innings, while he was fifth with 11.08 baserunners allowed per nine innings.
- Established a Bowling Green single-season record with

149.2 innings pitched.

- Appeared in 6 games (5 starts) during the month of April and had a 3-1 record with a 3.10 ERA (10 ER, 29.0 IP) and 24 strikeouts.

2011

- Completed his first professional season, pitching in 8 games (4 starts) with Single-A Hudson Valley (TB).
- Did not allow a run in 7 of his 8 appearances during the season.
- Struck out 26 batters and walked only 4 in 23.2 innings pitched.

PERSONAL

- Resides in Surprise, Arizona during the offseason.
- Named the 2011 West Coast Conference Player of the Year as a junior at Gonzaga University after posting an 8-2 record with a 2.62 ERA (28 ER, 96.0 IP) and 107 strikeouts in 14 starts.

RYAN CARPENTER



RYAN CARPENTER CAREER PITCHING

Season	Team	League	W	L	ERA	G	GS	CG	SV	SVO	IP	H	R	ER	HR	HB	BB	SO	WHIP	AVG	AB	WP	GDP	TBF	NP/S
2011	HV	A(Short)	2	1	0.76	8	4	0	0	1	23.2	9	2	2	0	0	4	26	0.55	.113	80	1	0	84	151/133
2012	BG	A(Full)	11	8	4.03	29	28	0	0	0	149.2	153	76	67	15	8	23	113	1.18	.265	578	7	10	616	987/839
2013	CHA	A(Adv)	7	6	4.67	24	22	0	0	0	117.2	131	69	61	14	7	37	97	1.43	.280	468	2	9	517	964/728
2014	MOD	A(Adv)	2	6	3.94	13	13	0	0	0	77.2	74	43	34	3	6	29	54	1.33	.245	302	2	5	341	768/534
2015	NBR	AA	9	13	4.04	28	28	2	0	0	167.0	165	85	75	19	6	37	132	1.21	.255	647	8	8	701	2424/1582
2016	ABQ	AAA	2	3	7.47	26	8	0	0	1	68.2	102	59	57	16	2	25	68	1.85	.349	292	3	8	326	1166/734
2017	ABQ	AAA	10	9	4.15	27	25	1	0	0	156.0	161	74	72	19	12	39	161	1.28	.269	599	4	9	659	2489/1619
2018	G-TIW	ROK	0	0	0.00	1	1	0	0	0	3.0	1	0	0	0	0	1	4	0.67	.100	10	0	0	11	22/18
2018	LAK	A(Adv)	0	0	3.00	1	1	0	0	0	3.0	4	2	1	1	0	1	1	1.67	.333	12	0	1	14	44/24
2018	TOL	AAA	2	8	5.07	14	14	0	0	0	76.1	96	46	43	8	3	21	73	1.53	.309	311	3	6	343	1221/833
2018	DET	MLB	1	2	7.25	6	5	0	0	0	22.1	34	19	18	8	3	4	15	1.70	.347	98	0	1	107	425/269
2018	3 Teams	Minors	2	8	4.81	16	16	0	0	0	82.1	101	48	44	9	3	23	78	1.51	.303	333	3	7	368	1287/875
2019	TOL	AAA	5	7	5.26	14	14	0	0	0	77.0	77	45	45	11	8	26	76	1.34	.260	296	1	3	334	1283/811
2019	DET	MLB	1	6	9.30	9	9	0	0	0	40.2	61	46	42	12	2	13	25	1.82	.339	180	0	4	197	686/458
Career	DET	MLB	2	8	8.57	15	14	0	0	0	63.0	95	65	60	20	5	17	40	1.78	.342	278	0	5	304	1111/727
Career	9 Teams	Minors	50	61	4.47	185	158	3	0	2	919.2	973	501	457	106	52	243	805	1.32	.271	3595	31	59	3946	11519/7855

CAREER TRANSACTIONS

OPTIONS USED: 2/3

- 2011 Signed by TB as a 7th-round selection in the First-Year Player Draft, July 23
- 2014 Signed by COL as a minor league free agent, May 7
- 2017 Signed by DET as a Major League free agent, November 20
- 2023 Signed by SD as a minor league free agent, October 31



MARCOS CASTAÑÓN

NRI

Height: 5-11 Bats: R
Weight: 207 Throws: R

CASS-tuhn-YOHN

97
INF

Full Name	Marcos Castañón
Date of Birth	March 23, 1999 in San Bernadino, California
Current Residence	Rialto, California
2024 Opening Day Age	24
MLB Service Time	0.000
How Obtained	Signed as a 12th-round selection in the 2021 First-Year Player Draft on July 26, 2021
Contract Status	Signed through 2024

QUICK HITS

- Received his first Major League Spring Training camp invite in 2024 after just 2 full minor league seasons and 267 games played.
- Began the 2023 season at High-A Fort Wayne, where he ranked 2nd in the Midwest League circuit in HR (13), RBI (58) and hits (83) when he was promoted to Double-A San Antonio after the All-Star break.
- Hit .313 (31-for-99) across his first 25 career Double-A games, including reaching base safely via a hit or a base on balls in 24 of the 25 games.
- Spent all of 2022 at Single-A Lake Elsinore where he led the Storm in a multitude of offensive categories and posted a career-best 19-game hitting streak (.365 AVG) as well as a 15-game hitting streak (.333).
- Entered 2024 as the No. 22 ranked prospect in SD's system by MLB Pipeline and No. 26 by Baseball America.

2023 SEASON

- Played in 77 games for High-A Fort Wayne to begin his campaign, ranking 2nd in the Midwest League in in HR (13), RBI (58) and hits (83) before he was promoted to Double-A San Antonio for the 2nd half of the season.
- Hit safely in 14 of 20 games in April at a .271 clip (19-for-70) with 3 HR, including a 7-game hit streak from April 19-26... his season AVG sat at .309 before going 2-for-15 (.134) over his final 4 April games from April 27-30.
- Homered twice in his first 6 games in May from May 4-7 before going more than a full calendar month and 100 at-bats in between home runs from May 9-June 9, slashing .240/.282/.330 over that stretch.
- Posted two career-high 4-hit games on June 17 at Dayton, and then in his final game of the first half and with the TinCaps on July 9 vs. Western Michigan.
- Earned Midwest League Player of the Week his final week with the TinCaps, hit safely in all 7 games with 3 HR at a .464 clip (13-for-28) and led FW to a 6-1 record
- Played primarily 3B for the TinCaps, making 71 appearances (70 starts) at the hot corner with a .951 fielding percentage (5 errors in 123 total chances)...also made 4 starts as the DH and 2 at 2B.
- Promoted to San Antonio on July 14, where he hit .313 (31-for-99) across his first 25 career Double-A games from July

ACCOLADES

MiLB.com Organization All-Star (2023, SD)

Midwest League Player of the Week (July 9, 2023 - Fort Wayne)

California League Post-Season All-Star (June 27, 2021, SD)

California League Player of the Week (July 10, 2022 - Lake Elsinore)

14-Aug. 12, including reaching base safely via a hit or a base on balls in 24 of the 25 games.

- Hit safely in 14 of his final regular season games from Aug. 30-Sept. 17, slashing .317/.388/.524 over that stretch, including a season-high 8-game hitting streak from Aug. 30-Sept. 17.
- While with SA, made 30 appearances (28 starts) at 2B and made just 1 error in 136 total chances...also made 22 app (21 starts) at 3B, posting a .895 fielding percentage (4 errors in 38 chances)...made 4 starts as the DH.
- Following the season, was named an MiLB.com Organization All-Star for SD, and entered 2024 as the No. 22 ranked prospect by MLB Pipeline and No. 26 by *Baseball America*.

2022

- Spent the duration of the season at Single-A Lake Elsinore and led the Storm in several offensive categories, including hits (110), HR (23), RBI (85), total bases (204), HBP (16), at-bats (421) and games played (117)...also tied for the club lead in 2B (25) and ranked 2nd in runs scored (82) and walks (80).
- Hit safely in 32 of his first 51 games played from April 8-June 23 at a .231 clip (40-for-173)
- Homered in back-to-back games for the first time in his career on June 17-18 at Modesto, as well as his first-career multi-HR game on June 18.
- Posted a career-high 19-game hitting streak from June 24-July 15, batting .365 (27-for-74) with 7 HR over that span, including homering in consecutive games again on June 30-July 1 vs. Inland Empire.
- Hit safely in 15 consecutive games from Aug. 10-26, batting .333 (22-for-66) over that stretch with 6 HR, including homering in a career-best 3 consecutive games from Aug. 21-24.
- Made 85 appearances (84 starts) at 3B, 19 appearances (all starts) at 2B, and 2 appearances (1 start) at 1B.

MARCOS CASTAÑÓN



2021

- After being drafted in the 12th round of the 2021 First-Year Player draft out of the University of California, Santa Barbara, he hit .148 (8-for-54) across 19 games for the Rookie-Level Arizona Complex League Padres to begin his career.

PERSONAL

- Despite suffering a mid-season injury his senior year in 2021 at UC Santa Barbara, he was still named Second Team All-West Region and an All-Conference Honorable Mention, slashing .404/.492/.716 across 28 games.
- Played four varsity seasons at Carter High School in Rialto, Calif, where he hit .379 across four seasons, including over .400 in 3 of the 4 high school campaigns...was a four-time First Team All-League pick, set the school record for most career hits (153), won two league championships and was a 2-time All-CIF selection...hit .579 with 23 RBI, 21 extra-base hits (five home runs), and a 1.616 OPS en route to League MVP honors his senior year.
- Son of Luz and Sergio.
- Roots for the Dallas Cowboys and whichever team Lebron James is on.

MARCOS CASTAÑÓN CAREER BATTING

Season	Team	League	AVG	G	AB	R	H	2B	3B	HR	RBI	BB	SO	SB	CS	OBP	SLG	OPS	PA	HBP	SAC	SF	GIDP
2021	A-PAD	ROK	.137	18	51	4	7	4	0	2	12	2	16	0	0	.196	.333	.529	56	2	0	1	1
2022	LE	A	.261	117	421	82	110	25	0	23	85	80	122	0	3	.397	.485	.882	519	16	0	2	9
2023	FW	A+	.287	77	289	47	83	20	0	13	58	29	70	1	0	.352	.491	.843	327	3	0	6	7
2023	SA	AA	.280	54	211	24	59	19	1	4	26	18	49	0	0	.335	.436	.771	230	0	0	1	7
2023	2 Teams	Minors	.284	131	500	71	142	39	1	17	84	47	119	1	0	.345	.468	.813	557	3	0	7	14
Career	4 Teams	Minors	.266	266	972	157	259	68	1	42	181	129	257	1	3	.361	.468	.829	1132	21	0	10	24

CAREER TRANSACTIONS

OPTIONS USED: 0/3

2021 Signed by SD as a 12th-round selection in the First-Year Player Draft, July 26



TOM COSGROVE

Height: 6-2 Bats: L
Weight: 194 Throws: L

tomcosgrove_

59

LHP

Full Name	Thomas Cosgrove
Date of Birth	June 14, 1996 in Staten Island, New York
Current Residence	Staten Island, New York
2024 Opening Day Age	27
MLB Service Time	0.159
MLB Debut	April 29, 2023 vs. SF (with SD)
How Obtained	Signed by SD as a 12th-round selection in the 2017 First Year Player Draft on June 24, 2017
Contract Status	Signed through 2024

QUICK HITS

IN TOM WE TRUST His 1.75 ERA and .173 opponents' AVG ranked 1st among all qualifying rookies in 2023, while his 54 appearances were 3rd-most among NL rookies. His 1.75 ERA tied Akinori Otsuka in 2004 for lowest ERA by a rookie in franchise history.

READY FOR TAKEOFF Posted a franchise-record 14 consecutive scoreless appearances to begin his career. His 15.0-consecutive scoreless innings pitched was the 5th-longest streak by an SD reliever to begin a career (excluding starts).

A BIRTHDAY TO REMEMBER! Cosgrove was drafted by the Padres on the 3rd day of the 2017 First-Year Player Draft, which also happened to be his 21st birthday.

TOMMY JOHN SURGERY Underwent Tommy John surgery in September 2019. Following the procedure, switched from being utilized as a starter to a reliever.

A GAME OF ADJUSTMENTS In 2022 Spring Training, Pitching Development Director Rob Marcello suggested Cosgrove drop to a three-quarters delivery, which Tom now uses.

MANHATTAN COLLEGE A native of Staten Island, New York, Tom attended Manhattan College, which is a few minute drive from Yankee Stadium. Was drafted by the Padres following his junior year, finishing his college career ranked 6th in school history with 225 strikeouts.

2023 SEASON

- Had his contract selected and was added to the Padres' 40-man roster in the offseason on November 15, 2022.
- Among qualifying Major League rookie relievers, he ranked 1st in ERA (1.75) and opponents' AVG (.173).
- Posted the 4th-most appearances out of the SD pen (54), which ranked 3rd among all NL rookies, behind only ARI's Scott McGough (63) and CIN's Fernando Cruz (58).
- The 54 appearances were the most by a Padres' rookie since Jose Torres' 62 in 2017.
- Posted a franchise-record 14 consecutive scoreless appearances to begin his career from April 29-June 11, with the streak snapped in the 8th inning on June 11 @ COL, surrendering a game-tying solo HR to Ryan McMahon...the 15.0 consecutive scoreless IP was 5th longest scoreless-

inning streak by a reliever to begin a career in SD history (excluding starts), trailing only Eric Show in '82 (18.1 IP), Tim Stauffer in '10 (17.1), Kevin Cameron in '07, (17.1) & Jeremy Fikac in '01 (16.0).

- The 14 consecutive scoreless appearances and 15.0 straight scoreless IP were both the longest streaks by an SD reliever in '23, ahead of Hader's and Steven Wilson's 13 appearances and Wilson's 14.0 IP.
- Had reverse splits, limiting right-handed hitters to a .131 AVG while lefties hit .236...it's the 2nd-lowest opponent AVG in a single season by a LHP vs. RHH since 2015 (min .120 batters faced), when NYY's Andrew Miller also posted a .131 opp. AVG vs. RHH...since '15, Cosgrove and Miller trail only Josh Hader's .125 clip vs. RHH in '21 w/ MIL.
- Posted a 1.96 ERA @ home vs. 1.59 ERA on the road...was 1 of only 5 ML relievers and 1 of just 2 in the NL to own a sub-2.00 ERA in both home and away parks (min. 25 appearances in each), joining LAD's Brusdar Graterol, BOS' Chris Martin, HOU's Hector Neris and TOR's Tim Mayza.
- Threw his slider more than half the time at 52.2% with opponents hitting .153 (15-98) against it...the pitched averaged 19.4 inches of horizontal break, tops among all pitchers who threw at least 100 sliders, and Tom threw 437 sliders...the next closest amount of horizontal break was DET Andrew Vasquez's 18.2 inches.
- He threw his 4-seamer 24.3 percent of the time (.175 AVG against), and his sinker had a 23.2 percent usage rate (.220 AVG).
- Ranked in the 95th percentile and above in avg exit velocity (100th, 83.9mph), hard-hit % (100th, 25.5%), xERA (99th, 2.62), xBA (98th, .184) and barrel % (95th, 3.6%).

2022

- In 48 appearances between Double-A San Antonio and Triple-A El Paso, posted a 3.72 ERA (23 ER, 55.2 IP) with a .173 opponent average and 1.11 WHIP.
- Held left-handed hitters to a .513 OPS...lefties slashed .136/.240/.273, while righties had a .727 OPS.
- Began the season with the Missions, posting a 2.45 ERA across 20 appearances and 25.2 innings of work before being promoted to Triple-A on June 28.
- In his 30.0 IP and 28 app. for the Chihuahuas, posted a 4.80 ERA and 43 strikeouts against 15 walks...opponents hit .200 against him at the Triple-A level, and lefties hit just .156.

TOM COSGROVE



- On November 15, 2022, was selected to the Padres' 40-man roster, protecting him in the Rule 5 Draft that took place on December 7th at the Winter Meetings in San Diego.

2021

- After losing all of 2020 due to the COVID-19 pandemic, he returned to action as a reliever in 2021, striking out 32 batters over 26.2 innings (2.36 ERA) at Double-A San Antonio.
- Made 22 appearances for the Missions (all in relief), posting a 0.98 WHIP and holding opponents to just .192 average (19-for-99).
- Allowed multiple runs in just 2 of his 22 outings.

2017-20

- Did not pitch competitively in **2020** due to the COVID-19 pandemic and was not a part of the club's 60-man player pool at their Alternate Training Site.
- Underwent Tommy John surgery in September of **2019**... prior to his surgery, began the season with Single-A Lake Elsinore, and he pitched in 6 games with a 6.21 ERA in 29.0 innings before landing on the 7-day Injured List on May 9... was sent to Rookie-League AZL Padres 1 and 2 for his rehab assignment on August 6 before reinstating him from the IL on September 16.

- Spent the entire **2018** season in Single-A Fort Wayne and started 21 of the 24 games in which he played...posted a 3.71 ERA on the season in 116.1 IP, and opponents hit .276.

- In his 1st professional season in **2017**, began the year with the AZL Padres for 2 games before being assigned to Single-A Tri-City, where he owned a 3.48 ERA (22 ER, 41.1 IP) in 11 appearances (six starts).

PERSONAL

- Favorite baseball move is *The Sandlot*.
- Grew up in New York as a Mets fan, and his favorite player was Johan Santana.
- Prior to playing with Single-A Lake Elsinore, he had been to California just once before.
- Grew up playing basketball, baseball, and hockey...during his sophomore year of high school, he stuck with baseball and stopped playing the other sports.
- Enjoys listening to old-school rap, especially Nas and Wu-Tang Clan.
- Was drafted by the Padres on his 21st birthday: June 14, 2017.

TOM COSGROVE CAREER PITCHING

Season	Team	League	W	L	ERA	G	GS	CG	SV	SVO	IP	H	R	ER	HR	HB	BB	SO	WHIP	AVG	AB	WP	GDP	TBF	NP/S
2017	A-PAD	ROK	0	0	0.00	2	0	0	1	1	3.1	2	0	0	0	0	0	5	0.60	.167	12	0	0	12	22/22
2017	TRI	A(Short)	1	4	3.48	11	6	0	0	0	41.1	40	22	16	0	1	16	36	1.35	.248	161	7	2	180	618/404
2017	2 Teams	Minors	1	4	3.22	13	6	0	1	1	44.2	42	22	16	0	1	16	41	1.30	.243	173	7	2	192	640/426
2018	FW	A(Full)	3	6	3.71	24	21	0	0	0	116.1	129	59	48	6	2	34	122	1.40	.276	468	17	2	514	1836/1184
2019	A-PA2	ROK	0	0	0.00	1	1	0	0	0	1.0	1	0	0	0	0	0	3	1.00	.250	4	0	0	4	10/10
2019	A-PA1	ROK	0	0	0.00	2	2	0	0	0	3.0	1	0	0	0	0	1	4	0.67	.100	10	0	0	11	23/18
2019	LE	A(Adv)	1	4	6.21	6	6	0	0	0	29.0	40	25	20	5	1	12	26	1.79	.331	121	3	4	136	518/316
2019	3 Teams	Minors	1	4	5.45	9	9	0	0	0	33.0	42	25	20	5	1	13	33	1.67	.311	135	3	4	151	551/344
2019	2 Teams	ROK	0	0	0.00	3	3	0	0	0	4.0	2	0	0	0	0	1	7	0.75	.143	14	0	0	15	33/28
2021	SA	AA	1	0	2.36	22	0	0	1	1	26.2	19	8	7	2	0	7	32	0.98	.192	99	4	2	106	423/271
2022	SA	AA	6	1	2.45	20	0	0	0	1	25.2	12	7	7	3	3	13	39	0.97	.140	86	0	1	102	446/280
2022	ELP	AAA	2	1	4.80	28	0	0	0	3	30.0	22	17	16	6	3	15	43	1.23	.200	110	1	3	128	478/312
2022	2 Teams	Minors	8	2	3.72	48	0	0	0	4	55.2	34	24	23	9	6	28	82	1.11	.173	196	1	4	230	924/592
2023	A-PAD	ROK	0	0	9.00	1	1	0	0	0	1.0	1	1	1	0	0	1	2	2.00	.250	4	0	0	5	12/8
2023	ELP	AAA	0	0	0.00	8	0	0	0	0	8.1	0	0	0	0	1	4	8	0.48	.000	24	1	1	29	114/73
2023	SD	MLB	1	2	1.75	54	0	0	1	1	51.1	31	12	10	3	5	19	44	0.97	.173	179	1	2	205	837/542
2023	2 Teams	Minors	0	0	0.96	9	1	0	0	0	9.1	1	1	1	0	1	5	10	0.64	.036	28	1	1	34	126/81
Career	SD	MLB	1	2	1.75	54	0	0	1	1	51.1	31	12	10	3	5	19	44	0.97	.173	179	1	2	205	837/542
Career	7 Teams	Minors	14	16	3.62	125	37	0	2	6	285.2	267	139	115	22	11	103	320	1.30	.243	1099	33	15	1227	4500/2898

CAREER TRANSACTIONS

OPTIONS USED: 1/3

2017

Signed by SD as a 12th-round selection in the 2017 First Year Player Draft, June 24



JAKE CRONENWORTH

Height: 6-0 Bats: L
Weight: 200 Throws: R

9
INF

CROW-nen-worth
 @jcronenworth9
 jcronenworth9

Full Name	Jacob John Cronenworth
Date of Birth	January 21, 1994 in St. Clair, Michigan
Current Residence	St. Clair, Michigan
2024 Opening Day Age	30
MLB Service Time	4.000
MLB Debut	July 26, 2020 vs. ARI (with SD)
How Obtained	Acquired from TB along with Tommy Pham in exchange for Hunter Renfroe and Xavier Edwards on December 6, 2019
Contract Status	Signed through 2024

QUICK HITS

SIGNED, SEALED, DELIVERED On April 1, 2023, San Diego signed Cronenworth to a new seven-year contract extension through the 2030 season.

FLASHIN' THE LEATHER In 2023, ranked among the top NL first basemen in TC (9th), putouts (759, 9th), assists (41, 10th), double plays turned (71, 9th) and T-2nd fewest errors committed (min. 830.0 innings).

POSTSEASON HERO In Game 4 of the 2022 NL Division Series against the Los Angeles Dodgers at Petco Park, hit a 2-out, 2-RBI single to center field to give the Padres' their eventual 5-3 win, eliminating the Dodgers and sending the Padres to their 3rd Championship Series in club history.

JAKE THE RAKE Has 18-career Postseason hits, the 2nd most in Padres history behind just Tony Gwynn (33 Postseason hits).

TWO-TIME ALL-STAR Named to his 1st-career All-Star team in 2021 and earned his 2nd straight honor in 2022, replacing Jazz Chisholm Jr. on the National League roster.

HE'S GOT HEART & HUSTLE Named the Padres' Heart and Hustle Award winner in both 2021 and 2022.

2020 NL ROOKIE OF THE YEAR FINALIST Finished T-2nd in the NL Rookie of the Year voting in 2020.

2020 POSTSEASON In Game 3 of the Wild Card Series vs. STL on Oct. 2, 2020, he became the 1st Padre rookie to ever homer in a Postseason game.

TWO-WAY STREET Was used as a 2-way player in 2019 for Durham (AAA) for the 1st time since playing collegiate ball at the University of Michigan. Made his 1st MLB pitching performance on April 16, 2021 vs. LAD (went 0.2 IP with 1 hit allowed, 0 walks, 0 runs allowed, and 1 strikeout of Mookie Betts).

2023 SEASON

- In his 4th Major League season, slashed .229/.312/.378 with 24 2B, a career-matching 7 3B, 10 HR, 48 RBI and a career-best 6 SB across 127 games before sustaining a right wrist fracture on Aug. 25 @ MIL when he was hit by a pitch... he was placed on the IL with a right wrist fracture for the remainder of the season, but no surgery was required.
- At the beginning of the season on April 1, San Diego signed

ACCOLADES

2x National League All-Star (2021 & 2022, SD)

NL Player of the Week (June 27, 2021, SD)

2x Heart & Hustle Award Nominee (2021 & 2022 - SD)

NL Rookie of the Year Voting (T-2nd, 2020)

NL Rookie of the Month (July-August, 2020)

Baseball America Major League All-Rookie Team (2020, SD)

Baseball Digest's NL Rookie of the Year (2020)

Baseball Digest's 2020 MLB Rookie All-Star Team (2020, 2B)

MLB Players Choice NL Outstanding Rookie (2020, SD)

Cronenworth to a new seven-year contract extension through the 2030 season.

- Logged most of his innings at first base, turning in a .998 fielding percentage (2 E/802 TC) in 844.0 innings and 106 games (94 GS)...also made 30 starts (35 G) at second base and posted a .992 fielding percentage (1 E/126 TC) across 261.1 innings.
- Ranked among the top NL first basemen in TC (9th), putouts (759, 9th), assists (41, 10th), double plays turned (71, 9th) and T-2nd fewest errors committed (min. 830.0 innings).
- 2023 marked his 3rd consecutive season tallying double-digit HBP (11), making him 1 of 12 players since 2021 to do so...since his rookie season in 2020, his 38 HBP T-8th in the NL.
- His 7 3B matched his career high from 2021 and T-4th among all infielders this season...since 2020, his 21 3B rank 3rd in the Majors behind Amed Rosario (24) and Shohei Ohtani (22).
- Since his Major League debut in 2020, his 175 XBH T-12 among NL infielders.
- On April 22 @ AZ, collected his 1st career multi-HR game and drove in a career-high 6 RBI (previous career high was 5 RBI done 2X - last: June 8, 2022, vs. NYM).
- Tallied 14 XBH over his last 32 games from July 21 to Aug. 25, hitting .292 (35-for-120) with 9 2B, 3 3B, 2 HR and 13 RBI (.797 OPS)...in his previous 32 games from June 11 to July 20, hit .193 (22-for-114) with 7 2B, 2 HR and 13 RBI.
- On Aug. 11 @ ARI, hit his 10th HR of the year, marking his

JAKE CRONENWORTH



3rd-consecutive season with double-digit HR...he is the 1st Padre infielder to hit double-digit HR in 3 of his first 4 seasons of his career since Fernando Tatis Jr. (2019-21) and joins just 5 other San Diego infielders in franchise history to do so, including Yangervis Solarte, Jedd Gyorko, Kevin Kouzmanoff, Khalil Greene and Benito Santiago...no Padre infielder has tallied double-digit HR totals in each of his first 4 seasons.

- Reached base in 22 of his final 27 games, including a 14-game OB streak from July 26 to Aug. 11, which marked his longest OB streak since a 16-game stretch from April 23-May 10, 2022.
- Hit safely in 20 of his final 26 games (.313 BA), including 10 multi-hit efforts, 8 2B, 3B, 2 HR, 10 RBI, for an .827 OPS.


2022

- Played in the most games of any Padre (158), ahead of Trent Grisham and Jurickson Profar (152 each)...also led the team

in at bats (587), triples (four) and hit by pitch (16).

- Trailed only Manny Machado in runs scored (88) and RBI (88), and only Machado and Juan Soto in runs created (92), and only Machado, Soto and Drury in total bases (229)...also ranked 4th in walks (70) behind Soto, Bell and Profar.
- Between the regular and Postseason, played in 170 games, the 3rd most games of any player in the big leagues (behind just the Phillies' Rhys Hoskins' 173 and Kyle Schwarber's 172)...his 158 games played in the regular season ranked T-12th in MLB and 1st on the Padres.
- Ranked among the NL leaders in games played (T-9th, 158) and triples (T-9th, 4).
- His 52 XBH ranked 5th on the team, behind Machado (70), Drury (61), Soto (54) and Profar (53).
- Posted the 4th-highest WAR on the team (3.4), behind Machado (6.2), Ha-Seong Kim (4.8), and Soto (4.7)...ranked 7th in WAR among NL middle infielders.
- Hit .260 (81-312) in 80 games on the road, compared to his

JAKE CRONENWORTH



.215 clip (59-275) across 78 games at Petco Park...collected 19 of his 31 doubles, all four of his triples, eight of his 17 HR and 52 of his 88 RBI away from Petco Park.

- Was selected as a 2022 All-Star, the second nod of his career (also: 2021)...it was announced on July 16 that he would replace Miami's Jazz Chisholm Jr. on the National League roster, and 2B Jeff McNeil moved into the starting lineup...entered the game as a sub at second base and went 0-for-2 with a strikeout.
- Said Cronenworth on his All-Star selection: "I kind of got the chills. If they would have said that a couple years ago, I would have said, 'No way.' Now we're here, and it's pretty cool...I got a ton of questions from coaches throughout the week just asking me what happened, what was the switch and what happened. Talking through it and kind of looking back on where I was and where I am now, it's pretty crazy."
- Earned his second consecutive Heart and Hustle Award nomination, honoring active players who demonstrate a passion for the game of baseball and best embody the values, spirit and traditions of the game.

POSTSEASON: Started at second base in all 12 of the Padres' Postseason games in 2022, collecting 11 hits with 1 home run, 6 RBI, 6 runs scored and 1 walk. His 46 Postseason at bats in the 2022 playoff run tied with Juan Soto for the 2nd most on the team, trailing just Manny Machado's 48 ABs.

- In Game 4 of the 2022 NL Division Series against the Los

Angeles Dodgers at Petco Park, Jake hit a two-out, two-RBI single to center field to give the Padres' their eventual 5-3 win, eliminating the Dodgers and sending the Padres to their 3rd Championship Series in club history.

2021

- In his 1st full season since debuting in the 2020 shortened campaign, led the Padres with 33 2B (T-12th in the NL) and 7 3B (T-3rd in the NL)...ranked 2nd on the Padres in runs scored with 94 (11th in the NL) and 3rd on the team in hits with 151 (T-12th in the NL with Nolan Arenado and Bryce Harper).
- Named to his 1st-career All-Star team, slashing .276/.350/.459 with a .809 OPS in the 1st half of the season...entered the game at 1B relieving ATL's Freddie Freeman and went 0-for-1 with a walk.
- His 61 extra-base hits ranked T-2nd on the club with Manny Machado, behind just Tatis' 73.
- Hit .341 in Padres wins and .186 in losses...the difference in average between wins and losses of .155+ was 2nd-highest among all qualifying players behind just Michael Brantley's .162+ difference (hit .376 in wins and .214 in losses)...the player with the 3rd-largest difference was Fernando Tatis Jr. (.365 in wins and .212 in losses for a .153+ difference).
- Was hit by a team-high 10 pitches...next most on the Padres were Trent Grisham and Jurickson Profar (6).

JAKE CRONENWORTH



- Had 2 separate streaks of going 3 straight games with multiple hits, the longest streaks in a season in his career... had 3 separate streaks of hitting an XBH hit in 4 games.
- In the field, played 94 games at second base (89 starts), 41 games at shortstop (36 starts), 24 games at first base (20 starts), and 1 game in relief on April 16 vs. LAD (went 0.2 IP with 1 hit allowed, 0 walks, 0 runs allowed, and 1 strikeout of Mookie Betts).
- At shortstop, played 326.2 innings and made 3 errors in 130 total chances for a .977 fielding percentage...made 5 errors in 791.1 innings played at second base.
- Made his MLB debut as a PR on July 26 vs. ARI...hit an RBI 2B later in the game off Archie Bradley for his 1st hit.
- Finished the season leading NL rookies in runs (26), XBH (22), 2B (15), 3B (3) and TB (82)...ranked 2nd in RBI (20), fWAR (1.4), hits (49), BB (18), 3rd in SLG (.477), OPS (.831), 4th in AVG (.285) and OBP (.354), and T-4th in HR (4).
- His 1.011 OPS after his 1st 20 games was the highest of any Padre in SD history within his 1st 20 career G (min. 50 PA).
- Among NL rookies with 40+ games, ranked 1st in PA/SO (6.40), line drives (46), % of swings put in play (47.5), and swing-and-miss % (16.9).
- His .831 OPS was the highest of any Padre rookie in a single season...led in runs created per 27 outs (5.59).
- Acquired from TB along with Tommy Pham in exchange for Hunter Renfroe and Xavier Edwards on Dec. 6, 2019.
- Finished T-2nd in the NL Rookie of the Year voting with PHI's Alex Bohm, behind MIL's Devin Williams.
- Among all MLB players who saw at least 750 pitches in 2020...swung and missed 51 times, the 4th-fewest in MLB.
- Named NL Rookie of the Month for July-August, becoming the 1st Friar to earn NL Rookie of the Month honors since Christian Villanueva in April 2018...hit .356 (36-for-101) with 20 runs, 9 2B, 3 3B, 4 HR, 17 RBI and 10 BB in 31 games.
- Hit .305 with 2 outs (18-for-59)...against RHP, he hit .316 (37-for-117) and vs. LHP he hit .218 (12-for-55).
- With 1B Eric Hosmer missing 11 of the 1st 14 games of the season due to a stomach illness, Cronenworth hit .360 (9-for-25) in his 1st 8 games from July 26-August 7...finished the season with 38 games at 2B (37 GS), 10 games at 1B (9 GS), and 1 game at 3B (1.0 inn. played).
- His 3 outs above average were T-3rd on the team with Manny Machado behind Trent Grisham (5) and Fernando Tatis Jr. (7).
- **POSTSEASON:** Appeared in all 6 playoff games, batting .389 (7-for-18) with a triple, HR, 3 RBI, 5 runs and 4 walks.
- With his home run in Game 3 of the Wild Card Series on Oct. 2 vs. STL, he became the 1st Padres rookie to ever homer in a Postseason game...went 3-for-4 with a home

2020

JAKE CRONENWORTH

run and 2 runs scored in the decisive game that propelled the Padres to the NL Division Series against the Dodgers in Arlington, TX.

2019

- Claimed team MVP honors with Durham (AAA), hitting .334 (115-for-344) with 26 2B, 4 3B, 10 HR and 45 RBI...between DUR and GCL Rays (R), set career highs in AVG (.329), 2B (27), OBP (.422), SLG (.511) and OPS (.934).
- In 88 games with DUR, led the INT in AVG and OBP (.429) and ranked 3rd with a .949 OPS.
- He was used as a 2-way player for the 1st time since playing collegiate ball at the University of Michigan...made 7 appearances on the mound, including 6 as an opener, and he yielded only 2 runs (both unearned) in 7.1 IP.
- Named TB's Minor League Player of the Month for April.
- Earned INT Mid and Post-Season All-Star honors...slashed .342/.427/.546 in the 1st half.
- Ranked by *Baseball America* as the Best Batting Prospect, Best Infield Arm, Best Defensive Shortstop and Most Exciting Player in the IL in its Best Tools survey.

2015-18

- Spent most of the **2018** season with Montgomery (AA), hitting .254 (106-for-418) in 108 G...promoted to DUR in April.
- Split the **2017** season between Charlotte (A) and MTG, slashing a combined .274/.364/.358...began the season on a 22-game hit streak, a season high in the Florida State League...named to the FSL Mid-Season All-Star Team, his 3rd consecutive year receiving Mid-Season All-Star honors
- In **2016**, set career highs RBI (57) and BB (67) between Bowling Green (A) and CHA, slashing .282/.389/.386 in 116 games. He led the Midwest League with a .429 OBP and named to the MWL Mid-Season All-Star Team...following the season, ranked by *Baseball America* as the No. 18 prospect in the MWL...dubbed as the Best Defensive Shortstop and for having the Best Strike-Zone Discipline in the MWL in its Best Tools survey.

- Name in **2015** to the New York-Penn League Mid-Season All-Star Team and dubbed Hudson Valley (A) team MVP by the Rays Baseball Operations department.

PERSONAL

- Selected by TB out of the University of Michigan, where he played first and second base as a position player...finished his career with a 3.34 ERA (45 ER, 121.1 IP) and 23 saves in 55 app. (12 starts) on the mound.
- In 2021, said he thought he was the "3rd catcher" on the Padres' depth chart...in the offseason for the University of Michigan, he would catch their pitcher's bullpens...asked then-Padres Manager Jayce Tingler if he could play all nine positions in a game...Tingler said "No."
- Attended St. Clair High School (MI) where he played baseball and starred on the hockey team.
- Is childhood friends with NHL player, Tyler Motte (New York Ranger) and Jeremy Carrell, Detroit's bullpen coach from 2020-21.
- Hails from St. Clair, Michigan, which is an hour's drive north of Detroit...the closest movie theater is 12 miles north.
- Jake lost his mother to brain cancer when he was four years old...his grandparents, Charles and Lorraine Cronenworth, helped raise Jake and older brother, Charlie.
- His grandfather, Charles, played ice hockey at Michigan Tech and signed with the New York Rangers before serving in WWII.
- Jake's father, Charles, also played ice hockey at Michigan Tech, and his older brother, Charlie, also played collegiately at Northwood University.
- Played on the same travel baseball team (East Coast Grays) as Pete Alonso.
- His grandmother would make cookies for Jake's travel team and eventually Michigan's baseball program, where he was a two-way player (infielder, pitcher)...his grandmother threw out the first pitch of one of Jake's short-season New York-Penn League games...Jake on the impact of his grandmother: "My grandmother was basically mine and my brother's mom our whole life...if anybody that lived one of the most selfless lives that I've ever seen, it was her."

CAREER TRANSACTIONS

OPTIONS USED: 0/3

2015 Signed by TB as a seventh-round selection in the First-Year Player Draft, June 19

2019 Acquired by SD from TB along with Tommy Pham in exchange for Hunter Renfroe and Xavier Edwards, December 6

JAKE CRONENWORTH



JAKE CRONENWORTH CAREER BATTING

Season	Team	League	AVG	G	AB	R	H	2B	3B	HR	RBI	BB	SO	SB	CS	OBP	SLG	OPS	PA	HBP	SAC	SF	GIDP
2015	HV	A(Short)	.291	51	196	31	57	12	3	1	16	31	59	12	7	.399	.398	.797	234	5	1	1	2
2016	BG	A(Full)	.322	81	314	66	101	15	6	3	48	54	57	12	7	.429	.436	.865	380	7	2	3	5
2016	CHA	A(Adv)	.171	35	111	15	19	3	1	1	9	13	26	2	1	.270	.243	.513	126	2	0	0	4
2016	2 Teams	Minors	.282	116	425	81	120	18	7	4	57	67	83	14	8	.389	.386	.775	506	9	2	3	9
2017	CHA	A(Adv)	.268	87	328	58	88	16	5	2	29	47	69	12	5	.364	.366	.730	381	3	1	1	7
2017	MTG	AA	.285	38	158	15	45	6	0	1	20	19	19	1	1	.363	.342	.705	180	1	0	1	4
2017	2 Teams	Minors	.274	125	486	73	133	22	5	3	49	66	88	13	6	.364	.358	.722	561	4	1	2	11
2018	MTG	AA	.254	108	418	75	106	18	4	4	50	43	69	21	3	.323	.344	.667	470	3	0	6	9
2018	DUR	AAA	.240	7	25	4	6	3	0	0	2	1	5	1	0	.269	.360	.629	26	0	0	0	0
2018	2 Teams	Minors	.253	115	443	79	112	21	4	4	52	44	74	22	3	.321	.345	.666	496	3	0	6	9
2019	G-RAY	ROK	.167	3	12	2	2	1	0	0	0	1	2	0	0	.231	.250	.481	13	0	0	0	0
2019	DUR	AAA	.334	94	344	75	115	26	4	10	45	49	62	12	5	.429	.520	.949	406	10	0	3	4
2019	2 Teams	Minors	.329	97	356	77	117	27	4	10	45	50	64	12	5	.422	.511	.933	419	10	0	3	4
2020	SD	MLB	.285	54	172	26	49	15	3	4	20	18	30	3	1	.354	.477	.831	192	1	0	1	4
2021	SD	MLB	.266	152	567	94	151	33	7	21	71	55	90	4	3	.340	.460	.800	643	10	3	3	8
2022	SD	MLB	.239	158	587	88	140	30	4	17	88	70	131	3	0	.332	.390	.722	684	16	0	8	2
2023	SD	MLB	.229	127	458	54	105	24	7	10	48	46	97	6	1	.312	.378	.690	522	11	1	5	8
Career	SD	MLB	.249	491	1784	262	445	102	21	52	227	189	348	16	5	.331	.418	.749	2041	38	4	17	22
Career	6 Teams	Minors	.283	504	1906	341	539	100	23	22	219	258	368	73	29	.375	.394	.769	2216	31	4	15	35

WILD CARD

Season	Team	League	AVG	G	AB	R	H	2B	3B	HR	RBI	BB	SO	SB	CS	OBP	SLG	OPS	PA	HBP	SAC	SF	GIDP
2020	SD	MLB	.625	3	8	4	5	0	1	1	2	2	1	1	0	.750	1.250	2.000	12	2	0	0	0
2022	SD	MLB	.000	3	13	0	0	0	0	0	0	0	6	0	0	.000	.000	.000	13	0	0	0	0
Career	SD	MLB	.238	6	21	4	5	0	1	1	2	2	7	1	0	.360	.476	.836	25	2	0	0	0

DIVISION SERIES

Season	Team	League	AVG	G	AB	R	H	2B	3B	HR	RBI	BB	SO	SB	CS	OBP	SLG	OPS	PA	HBP	SAC	SF	GIDP
2020	SD	MLB	.200	3	10	1	2	0	0	0	1	2	4	0	0	.333	.200	.533	12	0	0	0	0
2022	SD	MLB	.438	4	16	3	7	0	0	1	5	0	4	0	0	.438	.625	1.063	16	0	0	0	0
Career	SD	MLB	.346	7	26	4	9	0	0	1	6	2	8	0	0	.393	.462	.855	28	0	0	0	0

LEAGUE CHAMPIONSHIP SERIES

Season	Team	League	AVG	G	AB	R	H	2B	3B	HR	RBI	BB	SO	SB	CS	OBP	SLG	OPS	PA	HBP	SAC	SF	GIDP
2022	SD	MLB	.235	5	17	3	4	0	0	0	1	1	5	0	0	.350	.235	.585	20	2	0	0	0

POSTSEASON (COMBINED)

Season	Team	League	AVG	G	AB	R	H	2B	3B	HR	RBI	BB	SO	SB	CS	OBP	SLG	OPS	PA	HBP	SAC	SF	GIDP
2020	SD	MLB	.389	6	18	5	7	0	1	1	3	4	5	1	0	.542	.667	1.209	24	2	0	0	0
2022	SD	MLB	.239	12	46	6	11	0	0	1	6	1	15	0	0	.286	.304	.590	49	2	0	0	0
Career	SD	MLB	.281	18	64	11	18	0	1	2	9	5	20	1	0	.370	.406	.776	73	4	0	0	0

ALL-STAR

Season	Team	League	AVG	G	AB	R	H	2B	3B	HR	RBI	BB	SO	SB	CS	OBP	SLG	OPS	PA	HBP	SAC	SF	GIDP
2021	NL	MLB	.000	1	1	0	0	0	0	0	0	1	0	0	0	.500	.000	.500	2	0	0	0	0
2022	NL	MLB	.000	1	2	0	0	0	0	0	0	0	1	0	0	.000	.000	.000	2	0	0	0	0
Career	NL	MLB	.000	2	3	0	0	0	0	0	0	1	1	0	0	.250	.000	.250	4	0	0	0	0



YOVANNY CRUZ

NRI

Height: 6-3 Bats: R
Weight: 256 Throws: R

ycruz_96

68

RHP

Full Name	Yovanny Cruz Núñez
Date of Birth	August 23, 1999 in San Francisco de Macoris, Dominican Republic
Current Residence	San Pedro De Macoris, Dominican Republic
2024 Opening Day Age	24
MLB Service Time	0.000
How Obtained	Signed as a minor league free agent on November 13, 2023
Contract Status	Signed through 2024

QUICK HITS

- Entered 2024 with a career 10-7 record and 3.46 ERA (63 ER, 163.2 IP) in 59 appearances (30 starts) across parts of five minor league seasons in the Cubs organization (2017-23)
- In 2023, posted career bests in ERA (1.71; 4 ER, 21.0 IP) and opponents AVG (.195, 15-for-77) in 16 appearances (all in relief).
- Resides in San Pedro de Macoris, Dominican Republic (hometown of teammate Fernando Tatis Jr.).

2023 SEASON

- Began the season on the 60-Day Injured list and split the campaign between the Cubs' Rookie-Level Arizona Complex League Cubs and Single-A South Bend, posting a career-best 1.71 ERA (4 ER, 21.0 IP) between the clubs in 16 appearances (all in relief).
- Also set a career-best in a season in opponent batting average, holding them to a .195 (15-for-77) clip with a 24 strikeouts against 11 walks...his 24 punchouts were his most since 28 in 2019.
- Placed on the 60-day IL on March 31 and began his rehab assignment on July 14...made 2 scoreless appearances (2.0 IP) before being reinstated from the 60-day IL on July 20 and assigned to High-A South Bend.
- For SB, made 14 relief appearances for a 1.89 ERA (4 ER, 19.0 IP) and a .203 opponent clip.
- His 21.0 innings were his most since his 23.2 IP in 2019 (career high is his 56.1 IP in his 1st pro season in 2017).
- In 93 total batters faced, didn't allow a single home run...was the 1st season in which he hadn't allowed a single homer.
- Made 9 appearances in the month of August, besting his previous high of 3 in July in a single month in 2023.
- With South Bend, held right-handed hitters to a .200 clip (6-for-30) and to a .205 average against lefty batters (8-for-39).
- On October 21, signed with the Estrellas Orientales in the Dominican Winter League...appeared in six games, but he allowed 7 ER in 3.2 IP for a 17.18 ERA.
- Elected free agency on November 6, and he signed with San Diego as a minor league free agent on November 13 with an invitation to ML Spring Training.

2022

- In his 1st action since 2019, made 10 relief appearances between Rookie-Level ACL Cubs and Single-A South Bend... posted a 3.95 ERA (6 ER, 13.2 IP)...moved from the rotation to the bullpen for the 1st time in his professional career.
- Opponents hit .245 (13-for-53) between the 2 clubs... punched out 20 batters while allowing just 2 walks.
- Began the season on the 7-Day Injured List, making his season debut on June 6 with ACL Cubs...made just 3 appearances with a 5.06 ERA before being promoted to South Bend on June 20.
- Made 4 appearances with SB before being placed back on the 7-Day IL on July 27...activated again on August 9, and he made just 3 more appearances before being placed back on the IL on August 19 and transferred to the 60-Day IL on August 24..

2021

- Did not pitch due to injury.

2020

- Did not pitch due to the COVID-19 Pandemic.

2017-19

- In 2019, split the season between ACL Cubs and Single-A Eugene...had a 6.46 ERA (17 ER, 23.2 IP) and a 1-2 record in 9 appearances (7 starts).
- In 2018 went 5-2 with a 2.57 ERA (14 ER, 49.0 IP), split between ACL Cubs and Eugene...his 5 wins were his most in a single season in his career, and he held opposing batters to a .215 average while posting a 1.08 WHIP...allowed just 1 home run in 203 batters faced.
- In his 1st professional stint in 2017, went 3-2 for a 3.51 ERA (22 ER, 56.1 IP) with Rookie-League Dominican Summer League Cubs...made 13 appearances (12 starts) with 54 strikeouts against 14 walks.

YOVANNY CRUZ



NRI

YOVANNY CRUZ CAREER PITCHING

Season	Team	League	W	L	ERA	G	GS	CG	SV	SVO	IP	H	R	ER	HR	HB	BB	SO	WHIP	AVG	AB	WP	GDP	TBF	NP/S
2017	D-CUI	ROK	3	2	3.51	13	12	0	0	0	56.1	50	32	22	3	7	14	54	1.14	.234	214	17	3	238	425/325
2018	A-CUB	ROK	4	2	2.86	10	10	0	0	0	44.0	36	18	14	1	3	13	50	1.11	.214	168	6	2	184	342/277
2018	EUG	A(Short)	1	0	0.00	1	1	0	0	0	5.0	4	0	0	0	1	0	5	0.80	.222	18	0	1	19	59/41
2018	2 Teams	Minors	5	2	2.57	11	11	0	0	0	49.0	40	18	14	1	4	13	55	1.08	.215	186	6	3	203	401/318
2019	A-CUB	ROK	0	0	4.00	4	4	0	0	0	9.0	7	4	4	0	1	7	7	1.56	.212	33	6	2	41	90/51
2019	EUG	A(Short)	1	2	7.98	5	3	0	0	0	14.2	13	17	13	3	2	12	21	1.70	.220	59	4	0	75	267/161
2019	2 Teams	Minors	1	2	6.46	9	7	0	0	0	23.2	20	21	17	3	3	19	28	1.65	.217	92	10	2	116	357/212
2022	A-CUB	ROK	1	0	5.06	3	0	0	0	0	5.1	4	3	3	1	1	0	13	0.75	.200	20	1	0	21	49/47
2022	SB	A+	0	0	3.24	7	0	0	0	1	8.1	9	4	3	1	1	2	7	1.32	.273	33	0	1	36	127/84
2022	2 Teams	Minors	1	0	3.95	10	0	0	0	1	13.2	13	7	6	2	2	2	20	1.10	.245	53	1	1	57	176/131
2023	A-CUB	ROK	0	0	0.00	2	0	0	0	0	2.0	1	1	0	0	0	1	2	1.00	.125	8	0	0	10	17/13
2023	SB	A+	0	1	1.89	14	0	0	0	0	19.0	14	5	4	0	2	10	22	1.26	.203	69	2	1	83	330/212
2023	2 Teams	Minors	0	1	1.71	16	0	0	0	0	21.0	15	6	4	0	2	11	24	1.24	.195	77	2	1	93	347/225
Career	5 Teams	Minors	10	7	3.46	59	30	0	0	1	163.2	138	84	63	9	18	59	181	1.20	.222	622	36	10	707	1706/1211

CAREER TRANSACTIONS

OPTIONS USED: 0/3

2016 Signed by CHC as an international free agent, August 29

2023 Signed by SD as a minor league free agent, November 13



YU DARVISH

Height: 6-5 Bats: R
Weight: 222 Throws: R

@faridyu
darvishsefat11

11
RHP

Full Name	Sefat Farid Yu Darvish
Date of Birth	August 16, 1986 in Osaka, Japan
Current Residence	Kobe City, Japan
2024 Opening Day Age	37
MLB Service Time	12.000
MLB Debut	April 9, 2012 vs. SEA (with TEX)
How Obtained	Acquired from CHC along with Victor Caratini in a 7-player trade on December 29, 2020
Contract Status	Signed through 2024

QUICK HITS

WE WANT YU! On February 9, 2023, the Padres signed Darvish to a new six-year contract through the 2028 season.

ELITE COMPANY He finished the 2023 campaign with a 7.36 career H/9 IP rate that ranked 5th among all active MLB pitchers (min. 1,000 IP), behind only Clayton Kershaw (6.82), Jacob deGrom (6.90), Chris Sale (7.32) and Max Scherzer (7.33).

JAPAN'S FINEST On August 14, 2023 vs. BAL, he became MLB's strikeout leader for a Japanese-born player with 1,919 career ML strikeouts, passing Hideo Nomo's 1,918 SO. Nomo is currently serving in SD's organization as an Advisor to Baseball Operations, and Darvish and Nomo are the only 2 pitchers with 3,000 career strikeouts, with at least 1,000 coming in Japan's Nippon Professional Baseball (NPB) and MLB.

INTERNATIONAL SPOTLIGHT Pitched for Gold Medal-winning Japan teams in the 2023 and 2009 World Baseball Classics, and the 2007 Asian Baseball Championship. Also appeared for Japan in the 2008 Beijing Olympics.

WHIP MASTER His 0.950 WHIP in 2022 was the lowest single-season WHIP in franchise history among all Friars to have made at least 30 starts. Only 1 other pitcher had a sub-1.00 WHIP across 30-or-more starts in a single season (Randy Jones' 0.992 WHIP in his Cy Young 1976 campaign)

YU VOTE FOR ME Finished 2nd behind Trevor Bauer in the 2020 NL Cy Young race. He's received votes for the accolade 4 times in his career (also: 2nd in '13, 8th in '22 and 9th in '12).

JAPANESE FRIARS Became the 5th Japanese-born player in Padres history, joining Akinori Otsuka, Dave Roberts, Tadahito Iguchi and Kazuhisa Makita.

WHERE IT ALL BEGAN Had a seven-year career with the Hokkaido Nippon-Ham Fighters of the Japanese Pacific League in Nippon Professional Baseball (NPB) from 2005-11. Was a two-time Pacific League Most Valuable Player (2007, '09) and 1 of 10 pitchers in the history of Japanese professional baseball to win multiple MVP awards in a career.

ACCOLADES

5x All-Star (2012-14, '17 w/ TEX & 2021 w/ SD)

All-MLB First Team (2020, CHC)

2x National League Pitcher of the Month (September 2022 w/SD & July-August 2020 w/ CHC)

Cy Young Voting (2nd in 2020 & '13, 9th in '12)

American League Rookie of the Month (April, TEX)

Baseball America Major League All-Rookie Team (2012, TEX)

2023 SEASON

- On February 9, 2023, the Padres signed Darvish to a new six-year contract through the 2028 season.
- In his 3rd season with SD, his 24 starts were his fewest in a full season since his 17 in 2016 with TEX, and his 4.56 ERA (69 ER, 136.1 IP) was his highest in a season he made more than 8 starts in (4.95 in '18 w/ CHC across 8 starts)
- His 8.85 H/9 IP ratio was a career-high mark...but he finished the season with a 7.36 career H/9 IP rate that ranked 5th among all active MLB pitchers (min. 1,000 IP), behind only Clayton Kershaw (6.82), Jacob deGrom (6.90), Chris Sale (7.32) and Max Scherzer (7.33)...Darvish's 7.36 H/9 IP rate ranks 31st all-time
- His 9.31 SO/9 IP ratio marked just the 2nd time he posted a sub-10.00 SO/9 IP ratio in a season (also: '22 w/ SD)...recorded a higher SO/9 IP ratio (9.42) in his 15 first-half starts compared to his 9.12 SO/9 clip in his 9 second-half starts...among all pitchers who have made at least 100 career post-All Star starts, his 11.25 SO/9 IP ratio ranks 2nd all-time, trailing Chris Sale (11.28) and ahead of Randy Johnson (10.83), Gerrit Cole (10.74) and Max Scherzer (10.47).
- Darvish has struck out 537 batters through his first 84 games pitched with Padres, the most ever by any pitcher by this milestone for the franchise...among all hurlers in their first 84 appearances in Padres history, the next closest are Jake Peavy (480) and Chris Young (444).
- Struck out 6 on August 14 vs. BAL, becoming MLB's strikeout leader for a Japanese-born player...his 1,919 career ML strikeouts passed Hideo Nomo's 1,918 SO...Nomo is currently serving in SD's organization as an Advisor to Baseball Operations.

YU DARVISH



- Darvish's lone double-digit strikeout performance in '23 came on April 16 vs. MIL...since his debut 2012 season through 2023, Yu posted 50 double-digit SO performances, the 7th-most in MLB over that span...he trailed Max Scherzer (107), Chris Sale (81), Gerrit Cole (61), Jacob deGrom (60), Clayton Kershaw (53) and Justin Verlander (52).
- Among all ML starters who faced at least 200 batters the first time through a lineup, his .198 AVG (38-192) ranked T-9th...2nd time through they hit .295 (57-193) and 3rd time through they hit .298 (39-131).
- Posted a 4.36 ERA (37 ER, 76.1 IP) at home vs. a 4.80 ERA (32 ER, 60.0 IP) on the road...his 46 career starts at Petco Park (reg + Postseason), ranked T-5th most with Andrew Cashner and Ian Kennedy...there have been 13 pitchers who have made at least 35 career starts in Petco Park history (reg + Postseason), and he ranks first in WHIP (1.02) and 3rd in opponents' AVG (.212) in downtown SD history.
- Darvish made 3 appearances (1 start) for champion Team Japan in the World Baseball Classic in March...he pitched 3.0 innings against Team Korea on March 11, allowing 3 runs (2 ER) on 3 hits and no walks while striking out 1 batter...he was brought on in relief for Japan's March 16 win over Team Italy before pitching 1.0 inning in relief again in the WBC championship on Tuesday, March 21 vs. USA.
- Did not make his third consecutive Opening Day start due to his pitching commitments for Team Japan in the World Baseball Classic...he finished his offseason by throwing roughly 80 pitches across 5.0 innings in Arizona in an intrasquad game on Opening Day, March 30.
- Made his season debut on April 4 vs. ARI and left the contest in line for his 5th consecutive winning decision vs. the D'Backs after 5.0 innings of 1-run, 3-hit ball...but the Padres bullpen surrendered 7 runs as SD lost their opening homestand finale 8-6...it was the first of 4 consecutive starts without allowing a HR, T-2nd longest streak of his career, trailing just his 5 straight homerless starts accomplished twice (last: April 2-24, 2013 w/ TEX).
- His first winning decision came in his 4th start on April 23 @ ARI, tossing 5.2 innings of 2-hit, 1-run ball despite a season-high 5 walks in SD's 7-5 win...since going 0-2 with a 6.65 ERA vs. the D-backs in his 5 starts in 2021, Darvish went 5-1 in his 8 starts vs. AZ from '22-23 with 5 quality outings, posting a 2.45 ERA, 1.07 WHIP and .178 opp. AVG.
- On April 30 vs. SF, allowed 3 HR in his 5th start of the season at Estadio Alfredo Harp Helú's 7,349 feet of elevation in Mexico City...did not factor into SD's 6-4 victory
- Made his 1st of 2 starts vs. LAD on May 5, earning the win behind 6.2 innings of 4-hit, 2-run ball (1 ER) in SD's 5-2 victory...his other start vs. LAD came on Aug. 4 (season-high-tying 7.0 IP, 5 H, 2 ER) and he did not factor in SD's

YU DARVISH

10-5 defeat...Darvish didn't face the Dodgers until the 2019 season, and since then, he posted 9 quality outings in his 13 career starts vs. LAD (reg + Postseason)...among all active pitchers who made at least 10 career starts vs. LAD at the end of '23, his .170 opp. AVG and 0.85 WHIP both ranked 1st, while his 2.38 ERA ranked 2nd behind only Max Scherzer (2.34).

- Made his 1st start vs. the Yankees since 2017 on May 28 at Yankee Stadium...his 2.2 IP tied for the 2nd-shortest outing of his career in SD's 10-7 defeat...it was the 4th time he's been limited to exactly 2.2 IP, trailing only his career-low 1.2 IP on April 12, 2022 @ SF...it snapped his streak of 37 consecutive starts with at least 5.0 IP, the 2nd-longest streak in Padres history behind only Bruce Hurst's 43 straight games across the 1990-91 seasons...the streak tied with Gerrit Cole for the 3rd-longest such streak in the Majors since 2020, trailing only Max Fried's 50 straight such starts (June 6, 2021-Sept. 30, 2022) and Alek Manoah's 39 (August 23, 2021-Sept. 30, 2022).
- The May 28 start @ NYY was the 1st of 4 vs. the AL East in '23 (1-3, 7.40 ERA)...among all active pitchers who made at least 20 career starts vs. AL East opponents at the end of 2023, his 3.18 ERA vs. the division ranked 4th, trailing only TOR's Alex Manoah (2.71), TB's Shane Bieber (3.01) and BOS's Chris Sale (3.12).
- On June 9 @ COL, Darvish became the 7th player to win their 100th career game in a SD uniform, and the first since Shawn Estes in 2008...the others are Rollie Fingers in 1980, Goose Gosage in '86, Ed Whitson in '89, Bruce Hurst in '89 and Eric Show in '90.
- Battled flu-like symptoms and did not make a start during the PIT, CIN or LAA series in late June/early July but avoided the Injured List...returned to the rotation after a 16-day absence on July 7 vs. NYM with 5.0 innings of 7-hit, 3-run ball in SD's 7-5 extra-inning defeat.
- His 6.0-shutout innings of 3-hit ball in his July 29 start vs. TEX marked just his 2nd career start vs. his former club... he faced BAL on Aug. 14, the only other team he had just 1 career start against, and it was the first of a season-high 3 consecutive losing decisions to end his campaign...he's now made 4+ starts vs. every ML club except the Rangers and Orioles.
- Placed on the Paternity Leave List on August 23, with Blake Snell moving up in the rotation to pitch in his stead on August 24 against the Guardians...was activated from the Paternity List on August 25, but he was placed on the 15-day IL on Aug. 28 with right elbow inflammation (retro to Aug. 26) and did not pitch again in '23.
- Per Statcast, relied on 8 pitches in 2023: Sinker (18.6%), Sweeper (18.5%), Slider (17.5%), 4-Seam Fastball (16.6%), Curveball (11.7%), Cutter (9.1%), Split Finger (7.8%) and Changeup (0.1%).
- Across the previous 2 seasons (2022-23), Darvish threw the 3rd-most breaking balls (2,665) in MLB, trailing only Miles Mikolas (2,871) and Josiah Gray (2,676)...since the start of '22, he has the 4th-highest spin rate (2,767 rpm) on breaking

balls among all NL pitchers (min. 1,500 pitches), behind only Charlie Morton (3,079 rpm), Seth Lugo (3,054 rpm) and Corbin Burnes (2,796 rpm).

- Opponents hit .259 (134-574) vs. Darvish but his xBA was .238, the highest xBA clip of his career in the Statcast era (since '16).
- His 82.1 zone contact % was also the highest of his career (since '16 in Statcast era), and higher than his 79.5 career zone contact %.

2022

- Reached the 30-start plateau for the 5th time in his career and his 2nd in as many seasons as a Padre...his 16 winning decisions matched his career high from his rookie 2012 season with TEX...he became 1 of 11 Padres and it's the 12th time an SD hurler posted 16+ winning decisions in a single campaign (Randy Jones had 20 wins in 1975 and a franchise-best 22 wins in his Cy Young '76 campaign).
- Threw at least 6.0 IP in 28 of his 30 outings, the most such outings in the NL and tied with NYY's Gerrit Cole for most in the Majors...his 14 7.0+ IP outings tied with Shane Bieber for 3rd-most in MLB, behind only Sandy Alcantara (22) and Aaron Nola (15).
- He led the NL with 25 quality starts, which tied TOR's Alex Manoah for 2nd-most in the Majors, behind only HOU's Framber Valdez's 26...the Padres staff finished the season with an NL-leading 84 quality starts, 10 behind HOU's 94 for most in the Majors...it was 9 more quality outings than the next-closest NL team (PHI's 75).
- Darvish's 0.950 WHIP was the lowest single-season WHIP in franchise history among all pitchers to have made at least 30 starts...only 1 other pitcher had a sub-1.00 WHIP across 30-or-more starts in a single season (Randy Jones' 0.992 WHIP in '76).
- Among all pitchers who have thrown at least 350.0 regular season innings in SD history, his 1.02 WHIP ranks 1st (361.0 IP), ahead of Trevor Hoffman (2nd, 1.04 WHIP in 952.1 IP) and rotation-mate Joe Musgrove (3rd, 1.08 in 362.1 IP).
- Among all hurlers who have made at least 30 regular season starts in Petco Park history, he ranks 1st in opponents' AVG (.201), and his 3.07 ERA at Petco ranks T-5th in the ballpark's history with Tim Stauffer, behind only Jake Peavy (2.75), Andrew Cashner (2.76), Joe Musgrove (2.84) and Chris Young (2.94).
- Posted a 7.21 SO/9 IP ratio through his 1st 13 starts from April 7-June 20...in his 17 starts from June 26 on, he had a 10.50 SO/9 IP ratio...finished the regular season with a career-low 9.11 SO/9 IP ratio...the only other season he had a sub-10.00 SO/9 IP ratio was in 2017 (9.72).
- He walked 2-or-fewer in 27 of his 30 outings, and his 4.8 BB% was a career best (besides his 4.7 BB% in the shortened 2020 season) and ranked in the 90th percentile.
- After not reaching the 100+ pitch mark in any of his first 7 starts, he's tossed 100+ in 16 of his final 23 starts from May

YU DARVISH



- 19 on...overall, he averaged 99.0 pitches per game, ranking 4th in the Majors among qualifying pitchers, behind only Sandy Alcantara (101.5), Corbin Burnes (99.2) and Gerrit Cole (99.2).
- Yu has been active or on the DL/IL on Opening Day every season since he came into the majors in 2012 - active in 2012-13 & '17-22, and injured in 2014-16.
 - Made his 3rd career Opening Day start and 2nd in a row on April 7 vs. ARI...he became the 5th starting pitcher in the modern era to go at least 5.0 innings and not allow a hit in his team's 1st game of the season...the others: Bob Feller in 1940 (9.0 IP), Charlie Hough in 1985 (6.0), Nolan Ryan in 1990 (5.0), and Kevin Appier in 1995 (6.2).
 - After Sean Manaea's hitless 7.0 innings the following night, the duo became the first pair of starting pitchers since 1893 (1st year of current mound distance) to not allow a hit in back-to-back starts to begin a season, and the 13.0 consecutive hitless IP was the longest hitless streak by any staff to start a season...the 13.0 consecutive hitless innings also tied the Padres franchise record at any point during a season by starting pitchers (also: April 7-10, 2021)
 - In his 2nd start of the season on April 12 @ SF, he allowed 9 ER (2nd-most in his career) in the shortest outing of his career (1.2 IP)...remove that outing, and Darvish posted a 2.70 ERA (58 ER, 193.0 IP) across his other 29 starts in '22.
 - With his 4th strikeout in his 3rd start of the campaign on April 17 vs. ATL, he recorded the 1,600th strikeout of his MLB career...with just 1032.1 IP, he became the fastest pitcher to 1,600 K's by innings pitched...no other pitcher ever reached the milestone in fewer than 1350.0 IP.
 - On June 13 at CHC, reached the 8.0 inning plateau for the 1st time as a Padre and earned the win in SD's 4-1 victory...the Cubs were 1 of just 3 teams Darvish had yet to beat as a big leaguer, leaving the Orioles (0-1 in 1 start) and Rangers (0-0 in 1 start) as the only 2 teams left on his list.
 - Darvish tossed 7.0 innings in 4 consecutive outings from July 9-27 as part of his 6 consecutive quality starts from July 9-Aug. 7...he also tossed 7.0+ IP in 4 consecutive outings from June 1-20, and the 6 quality consecutive quality starts was the 5th-longest streak of his career.
 - He was 1 of 32 NL pitchers to make 13+ 2nd half starts... among the group, he ranked 2nd in BB/9 (1.56), T-3rd in WHIP (0.90), 4th in opponents' AVG (.199) and base runners allowed per 9 (8.44), 5th in H/9 (6.57), 7th in strikeouts (97) and T-7th in ERA (2.71).
 - He was tagged with the losing decision in 3 consecutive outings for the 6th time in his career from Aug 7-18...he's been saddled with the loss in 4 straight once, which came from Aug 30-Sept 14, 2013 (w/ TEX).
 - He was placed on the paternity leave list on August 23 before being reinstated on August 26...finished the regular season campaign with winning decisions in 6 of his final 7 outings, including 6 in a row from Aug. 27-Sept. 24...it was 1 win shy of his career-best 7 straight winning decisions from July 31-Sept. 4, 2020 (w/CHC).
 - Earned his second career NL Pitcher of the Month Award in September (also: July/August 2020) and he became the first Padres pitcher to earn monthly honors since Jake Peavy in September of his 2007 NL Cy Young Award-winning season...across his 6 September starts, he compiled a 5-1 record with a 1.85 ERA...he recorded 44 strikeouts against 8 walks with 23 hits allowed in 39.0 innings pitched.
 - On Sept. 2 @ LAD, he surpassed the 3,000 strikeout mark in his 17 professional seasons between Japan (2005-11, 1,250 SO) and Major League Baseball (2012-22, 1,788 SO)...only one other pitcher has 3,000 strikeouts with at least 1,000 in each league: Hideo Nomo, currently an advisor for the Padres.
 - In that Sept 2 outing @ LAD, he posted his 8th career outing of at least 7.0-shutout innings while allowing 2 hits-or-fewer, and it was his 3rd such outing this season (also: June 7 vs. NYM and Sept 13 @ SEA).
 - Posted his 4th career outing of 8.0+ shutout-innings with 2 hits allowed-or-fewer on Tues, Sept 13 @ SEA...it was his 1st such outing since May 9, 2014 vs. BOS with TEX...his only other outing with at least 8.0 shutout-IP with 2 hits-or-fewer with 0 walks was on April 2, 2013 @ HOU with TEX.
 - Earned his 1st-career NL Player of the Week award on Monday, Sept 19...it was the 2nd weekly award winner by a Padre in 2022 (also: Manny Machado on August 15)...in his 2 starts that week, he combined for 14.0 scoreless IP, allowing 3 hits and 1 BB with 15 SO.
 - Posted a season-high 16.0 consecutive scoreless innings across parts of 3 starts from Sept. 7-18, tied for the 2nd-longest streak of his career (3x; 1 in April 2014 and the other in Aug-Sept, 2020)...those streaks trail only his 18.0 straight scoreless innings in April 2013.
 - His 6.0 scoreless innings in his Sept 18 start @ ARI contributed to the Friars' 31.2 scoreless innings by SD starters from Sept 16-22...it was the longest scoreless streak by a starting staff in the Majors this season, and it was 1.2 IP shy of the club record (33.1 IP from July 28-Aug 1, 1984).
 - The Padres allowed just 1 run in 4 games from Sept 17-21, the 1st club to allow no more than 1 run over a 4-game span while striking out 40+ batters in MLB history.
 - In his 13 starts at home, Darvish's .188 home opp. AVG was T-5th lowest among all qualifying NL starters, while his 2.60 home ERA was the 8th-lowest in the NL...in 17 starts on the road, he had a .222 opp. AVG and a 3.50 ERA.
 - He was 1 of just 8 NL pitchers to throw at least 180.0 IP this year...among the group, Darvish's 197 baserunners allowed and his 45 XBH allowed were the fewest in the NL...his 37 walks were 2nd-fewest, behind only Aaron Nola's 29.
 - Per Statcast, his most used pitched was his cutter (35.7%)... he threw the 3rd-most cutters in the Majors (1,048), trailing only Corbin Burnes (1,818) and Cal Quantrill (1,053)...the 2,755 rpm spin rate on his cutter was 3rd-highest in the Majors among all ML cutters, behind Jose Leclerc's (2,784 rpm) and Sonny Gray's (2,771 rpm).
 - While his 25.0 K% in the 66th percentile were both career

YU DARVISH

lows, his 4.8 BB% in the 91st percentile were career-best marks (excluding the shortened 2020 season).

- He had reverse splits in '22, limiting LHH to a .185 AVG while RHH batted .233...the .185 AVG to LHH was the 4th-lowest single season opponent clips to lefties (min. 400 batters faced) since 2015, trailing only CHC's Jake Arrieta in '15 (.159) and HOU's Justin Verlander (.163) and Gerrit Cole (.175) in '19.
- In the 1st 2 innings of his outings, he posted a 4.56 ERA (30 ER, 59.2 IP)...from innings 3-7, he posted a 2.27 ERA (33 ER, 131.0 IP)...he worked into the 8th 4 times (4.91 ERA) and into the 9th once (54.00)

POSTSEASON: Made his first Postseason action since 2020, posting 3 quality outings in his 4 starts, going a combined 2-1 with a 2.88 ERA (8 ER, 25.0 IP) and a .217 opp. AVG.

- Tossed a Postseason career high 7.0 IP in both Game 1 of the Wild Card Series on Oct 7 vs. the Mets and Game 1 of the NLCS on October 18...he's 1 of 5 pitchers to throw 7.0 innings-or-more in a Postseason game, and it's now happened 8 times overall, joining Joe Musgrove (Game 3 of the Wild Card Series on Oct 9 at NYM), Andy Ashby (Oct. 7, 1998 vs. ATL), Kevin Brown (3x, including a CG shutout on Oct. 8, 1998 vs. ATL) and Ed Whitson (Oct. 4, 1984 vs. CHC).
- His Postseason career-high 101 pitches thrown in Game 1 of the Wild Card Series vs. NYM was also 1 of 9 100+ pitch outings in Padres Postseason history...Kevin Brown threw 100+ pitches 5 times in '98...Chris Young did so once in 2006, and Musgrove threw 101 pitches to close out the Dodgers in Game 4 of the NLDS and in Game 3 of the NLCS vs. PHI.
- All 8 of his ER came on home runs, including 7 solo shots across his first 3 starts and then a 2-run HR off the bat of Rhys Hoskins in Game 5 of the NLCS on Oct. 23.
- Darvish's 5.0 IP in Game 2 of the NLDS at LAD snapped a streak of 24 consecutive starts of 6.0 IP from May 19 @ PHI to Oct. 7 @ NYM.

2021

- Reached the 30-start plateau for the 4th time in his career and earned his 5th career All-Star selection, 1 of 5 Padres to represent SD but did not travel to Denver due to injury (left hip inflammation).
- Ranked 2nd on the staff behind Joe Musgrove in a multitude of categories, including starts (30), innings pitched (166.1) and strikeouts (199).
- His 10.77 SO/9 IP was the highest in a single season in franchise history among all qualifying pitchers.
- His 4.65 SO/BB ratio was the 3rd-highest in franchise history, trailing only Kevin Brown in 1998 (5.24) and David Wells in 2004 (5.05)...his 1.09 WHIP was T-11th lowest full-season WHIP in franchise history.
- Beginning with his 2nd start on April 6 vs. SF, Darvish strung together 5 consecutive starts of at least 6.0 IP and 1 earned run-or-fewer from April 6-30, 1 of just 8 pitchers in 2021 to put together such a streak (also: Max Scherzer, Kyle Gibson, Jacob deGrom, Walker Buehler, Brandon Woodruff, Triston McKenzie and Kevin Gausman - Gausman had a 6-game streak)...it was the 2nd-longest such streak of his career, behind only his 7 consecutive starts of 1 earned-or-fewer across 6.0 IP+ in 2020 (July 31-Sept. 4).
- He had a 2.44 ERA through his first 16 starts...in his 14 starts after July 1, he posted a 6.65 ERA...the +4.21 ERA differential among all ML pitchers who threw at least 60.0 IP prior to July 1 and 60.0 IP from July 1 through the end of the season was 10th all-time, trailing only STL's Luis Arroyo in 1955 (+5.28), and the highest since KC's Jason Vargas in 2016... prior to Darvish and Vargas, the highest such ERA increase was DET's Jeff Weaver in 1999 (+4.44).
- Darvish went 0-4 with a 7.36 ERA in July, the highest ERA in a single calendar month in his entire career.
- He made 2 starts and went 2-0 during the Padres 9-0 perfect homestand from May 14-23, tossing a combined 14.0 innings of 1 run ball, striking out 15 and walking none... his 4 H/10 SO/0 BB performance on 5/17 vs. COL preceded Musgrove's 2 H/11 SO/0 BB outing 2 days later, marking the 1st series in SD history in which 2 starters threw 7.0 innings while allowing 4 hits-or-fewer with 0 BB and 10+ SO.
- Also, vs. COL on May 17, Darvish became the 2nd NL pitcher to toss 7.0+ shutout IP with 10+ SO on fewer than 85 pitches since pitches were first tracked in 1988...the other was ATL's Greg Maddux on Sept. 23, 2000 (also exactly 81 pitches).
- On June 21 vs. LAD, he earned his 7th win of the season and became the 1st Padre to strike out 7-or-more consecutive batters in a game since Jake Peavy on Aug. 27, 2007 vs. ARI (also 7 Ks)...it was his 197th career game (all starts), and he became the 1st player in ML history to reach 1,500 SO in fewer than 200 games...he was also the fastest in terms of innings pitched (1,216.1), and was the 2nd-quickest to the 1,500 SO plateau by plate appearances (5,005), trailing only Jacob deGrom (4,978), who accomplished the feat in his final start of '21 (July 7 vs. MIL).
- Made his 200th career start in his 1st start following the All-Star break on July 8 vs. WSH, his 1,517 strikeouts through his 1st 200 starts were 4th-most all-time, trailing only Chris Sale (1,628), Pedro Martinez (1,600) and Nolan Ryan (1,574).
- His final winning decision came on Sept. 8 vs. LAA...it was his first winning decision since June 21 vs. LAD, snapping a streak of 10 consecutive starts between winning decisions (0-7, 6.84 ERA).
- Darvish's 13th and final quality start of the campaign came on Sept. 18 at STL in SD's 3-2 defeat, marking the 22nd time in his career he tossed 7.0+ shutout-innings, and just the 6th time he did not factor into a win.
- His 4.38 run support average was 8th-lowest in the majors and 7th-lowest in the NL among all qualifying pitchers...he received 0 runs of support in 5 of his 30 starts, 1-or-fewer 11 times and 2 or-fewer on 19 occasions.
- The 2,513 rpm spin rate on his fastball ranked in the 99th percentile.

YU DARVISH



2020

- In the shortened 2020 campaign, he finished 2nd behind Trevor Bauer in the NL Cy Young race, going 8-3 with a 2.01 ERA (17 ER/76.0 IP) in 12 starts, including 10 quality starts... he struck out 93 batters and walked just 14, good for a 6.64 SO/BB ratio.
- Among NL pitchers, he ranked 1st in wins, 2nd in ERA and SO/BB ratio, 3rd in IP, T-4th in SO and 4th in WHIP (0.96).
- Earned NL Pitcher of the Month honors for July-August, going 6-1 with a 1.47 ERA (7 ER/43.0 IP) in 7 starts, striking out 52 batters and walking just 8.
- Allowed 1 run-or-fewer in 8 of his 12 starts...tied for the ML lead with 10 quality starts.
- Earned the win in a career-high 7-straight outings from July 31-Sept. 4, posting a 0.98 ERA (5 ER, 46.0 IP) during that time, as well as an opp. AVG of .186 (30-for-161), a strikeout rate of 11.35 per 9 IP (58 total SO), and 8 walks.
- Notched his 1,300th-career strikeout May 25 vs. MIL, becoming the fastest pitcher in ML history to reach the mark, both by batters faced (4,360) and IP (1,052.0).

POSTSEASON: Saddled with the loss in Game 2 of the Wild Card series vs. MIA, getting no runs of support across his 6.2 IP of 5-hit, 2-run ball in CHC's 2-0 defeat.

2019

- Went 6-8 with a 3.98 ERA (79 ER, 178.2 IP) in a team-high tying 31 starts in his 2nd season with CHC...in the 2nd half,

posted a 2.76 ERA (25 ER, 81.2 IP) with 118 SO in 13 starts.

- Led all Cubs pitchers with 229 strikeouts (T-7th in the NL)... had 6 games with at least 10 SO, the most by a Cub since Mark Prior had 6 such games in 2005.
- Struck out a single-game franchise-record 8-straight batters, Sept. 17 vs. CIN.
- Did not allow a walk in a career-high 5 straight starts, July 30-August 21, the 1st Cubs starting pitcher to do so since Bill Paul, July 25-August 14, 1965 (also 5 straight starts).
- Walked 2-or-fewer batters in a career-high 18-straight starts from June 10 through season's end...led MLB with a 12.58 SO/BB ratio during that span (151 SO/12 BB)...prior to June 10, had a 1.77 SO/BB ratio (78 SO/44 BB), which was the 6th-worst mark in the majors during that span.
- Finished August 2-1 with a 3.45 ERA (12 ER/31.1 IP) in 5 starts, striking out 42 and walking just 1...became just the 4th pitcher in the last 126 seasons since 1893 to strike out 40-or-more and walk no more than 1 batter in a month.

2018

- Made 8 starts for CHC before his season ended due to injury, as he landed on the 10-day DL with right triceps tendinitis...went 1-3 with a 4.95 ERA (22 ER, 40.0 IP) in his 1st season with the Cubs, walking 21 and striking out 49.
- Underwent arthroscopic debridement surgery on his right elbow on September 12 (performed by Dr. Keith Meister).

YU DARVISH

2017

- Made 31 starts between TEX and LAD, his most games started since a career-high 32 games in 2013...went a combined 10-12 with a 3.86 ERA (80 ER, 186.2 IP) and 209 strikeouts, his 3rd season with at least 200 strikeouts.
- Acquired by LAD at the July 31 trade deadline in a 4-player trade with TEX...went 4-3 in 9 starts with LAD, posting a 3.44 ERA (19 ER, 49.2 IP) and struck out 61 against 13 BB.
- Notched his 1,000th-career strikeout on Sept. 8 vs. COL... became the fastest pitcher to reach the mark both in terms of games (128) and innings pitched (812.0 IP).
- In 22 starts with the Rangers, he went 6-9 with a 4.01 ERA (61 ER, 137.0 IP).
- Selected to the AL All-Star team for the 4th time, the most by a pitcher in Rangers history...was not eligible to pitch since he started TEX's game on the Sunday prior.

POSTSEASON: Went 2-2 with a 6.14 ERA (10 ER, 14.2 IP) in 4 Postseason starts...was a combined 2-0 with a 1.59 ERA in his 1st 2 Postseason outings, including collecting the win in NLCS Game 3 at Wrigley Field (6.1 IP, 6 H, 1 ER)...went on to allow 8 ER in 3.1 IP in 2 World Series starts.

2016

- Was limited to 17 starts due to a pair of DL stints as he returned from Tommy John surgery.
- Finished 7-5 with a 3.41 ERA (38 ER, 100.1 IP), posting a 1.12 WHIP and 132 SO...averaged 11.8 SO/9.
- Made his season debut May 28 and went 2-0 with a 2.87 ERA in his first 3 GS...left his start June 8 with right shoulder discomfort...returned July 16.
- Hit his first-career home run August 24 at Cincinnati.
- Among pitchers with at least 50.0 IP after the All-Star Break, he ranked 2nd in the majors with 12.01 SO/9.

POSTSEASON: Started Game 2 of the ALDS vs. TOR and allowed 5 runs on 5 hits (4 HR) in TEX's 5-3 defeat.

2015

- Missed the entire season after undergoing Tommy John surgery March 17...left his Spring Training start March 5 vs. Kansas City with right triceps tightness.
- Surgery was performed by Dr. James Andrews in Gulf Breeze, Fla...the ligament in Darvish's elbow was replaced with the Palmaris tendon from his right forearm.

2014

- Was Rangers Pitcher of the Year for a 2nd straight season despite making just 22 starts and missing the final 7 weeks due to right elbow inflammation.
- Led staff in SO (182, 10th in AL) and quality starts (14).

- Posted his 1st-career complete game and first shutout on June 11 vs. MIA, a 6-hitter, ending run of 72 starts to begin his career without a complete game.
- Posted 5 scoreless starts of 8.0+ IP, tied with Adam Wainwright for most in MLB (most by a Ranger since 1977).
- Opened season on 15-day DL with neck stiffness after being scratched from scheduled spring start on March 21, missing slated Opening Day outing...also scratched from scheduled start on May 27 at MIN with neck stiffness.
- Placed on the 15-day DL again on August 13 (retroactive to August 10) with right elbow inflammation...shut down for the remainder of the season on Sept. 6.

2013

- Was the Rangers Pitcher of the Year...led MLB with 277 SO, the highest total in the AL since 2000, and 11.89 SO/9.
- Allowed the AL's lowest opponent AVG (.194) and fewest H/9 (6.22)...led the Rangers in wins (13).
- Suffered four 1-0 losses, the most in the majors since 1989.
- Was on the DL July 7-21 with a right trapezius strain...was bothered by nerve irritation in his back in September.

2012

- In his 1st ML season, led all rookies with 221 SO and 191.1 IP, while tying ARI Wade Miley with 16 wins.
- Set club records for wins and strikeouts by a rookie and had the 3rd-most IP.
- Had the AL's 2nd-best SO/9 IP ratio (10.4).
- Joined CLE Herb Score in 1955 as the only rookies in AL history with at least 16 wins and 210 strikeouts in a season.
- Defeated SEA in his ML debut on April 9 in Arlington and was 4-0 with a 2.18 ERA in his first 5 starts...earned AL Rookie of the Month honors for April.

POSTSEASON: Made his 1st career Postseason app. and was saddled with the loss in the Wild Card game vs. BAL, tossing 6.2 innings of 3-run ball (2 earned) while striking out 7 and walking none in TEX's 5-1 defeat.

NPB (JAPAN) REVIEW

- Appeared in 7 seasons with the Hokkaido Nippon-Ham Fighters of the Nippon Professional Baseball League...was 93-38 with a 1.99 ERA (281 ER, 1268.1 IP) in 167 games (164 starts), posting a 0.98 WHIP, 55 CG, 18 SHO and 1,250 SO.
- Joined the Fighters in 2005 at 18 years old and led all NPB pitchers from 2005-11 in ERA, wins, innings, opp. AVG and SHO.
- His 1.99 career ERA was lowest among active NPB pitchers (min. 1200.0 IP) at the time he left for MLB.
- Was granted permission by the Fighters to participate in

YU DARVISH



the MLB posting process Dec. 8, 2011...Hokkaido informed MLB on December 19 that it had accepted the Rangers' bid... agreed to a deal with Texas on January 18, 2012.

2011

- Went 18-6 with a 1.44 ERA (37 ER/232.0 IP) for Hokkaido in his final season in Japan.
- Led NPB in SO (276), IP, opp. AVG (.190), shutouts, HR/9 IP (0.19), opponent OBP (.229) and SLG (.241)...Named Pacific League Monthly MVP in May.
- His 276 SO were most by a pitcher in NPB since Hideo Nomo had 276 in 1993.

2010

- Went 12-8 with a 1.78 ERA (40 ER, 202.0 IP) in 26 games (25 GS)...led all NPB pitchers in ERA for a 2nd straight year, and also had the most SO (222) and complete games (10).

2009

- Was named Pacific League MVP and named to the PL Best Nine...went 15-5 with a 1.73 ERA (35 ER, 182.0 IP) in 23 GS.
- Was 2-1 with a 2.08 ERA in 5 games (2 GS) for Japan in the WBC...was on the mound to finish Japan wins in both the semifinals and finals on March 22-23 at Dodger Stadium.

2008

- Went 16-4 with a 1.88 ERA (42 ER, 200.2 IP) in 25 games (24 GS)...named the PL Monthly MVP 3 times: March (1-0, 18.0 scoreless IP), April (4-0, 1.54), and Sept. (5-0, 1.29)...won a Pacific League Golden Glove Award for 2nd straight year.
- Represented Japan at the 2008 Beijing Olympics, going 0-1 with a 5.14 ERA (4 ER, 7.0 IP) and 10 SO in 3 games (1 GS).

2007

- Won his lone career Eiji Sawamura Award, which honors the top starting pitcher in NPB...was also named Pacific League MVP...named to PL's Best Nine, won a Golden Glove Award, and was an All-Star, all career firsts.
- Went 15-5 with a 1.82 ERA (42 ER/207.2 IP) in 26 starts.
- Pitched for Team Japan that won Gold Medal at the Asian Baseball Championship in Taiwan in December.

2006

- Went 12-5 with a 2.89 ERA (48 ER/149.2 IP) in 25 games (24 starts) in his first full season with Hokkaido, as club won its first Japan Series title since 1961.
- Made 3 Postseason starts, going 2-1 with a 2.01 ERA (5 ER, 22.1 IP), including a win in the 5th and deciding game of Japan Series Championship vs. Chunichi.
- Was the Asian Series MVP in Hokkaido's win over Taiwan's La New Bears following the Japan Series.

2005

- Made his NPB debut at the age of 18 on June 15, defeating Hiroshima...became the 12th pitcher in NPB history to earn a win in a pro debut as a rookie straight out of high school.
- Drafted by the Fighters in the first round on November 17, 2004 and signed on December 17.

PERSONAL

- Married to the former Seiko Yamamoto, who is one of Japan's most accomplished and famous female wrestlers... the couple has 7 children.
- His father, Farsad Darvishsefat, is Iranian, and his mother, Ikuyo, is Japanese. Yu' grandfather sent Farsad to the United States to study in 1977, shortly before the Shah of Iran was deposed. Farsad once worked in the cafeteria at the Seattle Seahawks' training camp, and he met Yu's mom, Ikuyo, at Eckerd College in St. Petersburg, Florida. The two married and moved to Japan, where Yu was born.
- Attended Tohoku High School in northern Sendai, a school which also produced MLB pitchers Kazuhiro Sasaki and Takashi Saito...had a 1.10 ERA in his high school career, and pitched a no-hitter against Kumamoto Technical High School in the 1st round of the National High School Baseball Invitational Tournament on March 26, 2004.
- According to Japanese law, citizens must choose a singular nationality before turning 22. Darvish chose Japanese, partly so he could play for Japan in the World Baseball Classic.
- Is honored with a museum in Hyogo, southern Japan. The Space11 Darvish Museum opened in November of 2013. The museum features roughly 100 items related to Yu Darvish. The museum includes the glove and uniform from Darvish's no-hitter in 2004 and a computer graphics system that allows visitors to virtually hit against him.
- Says he throws 11 different pitch types: 4-seam fastball, 2-seam fastball, hard cutter, slow cutter, 2 different sliders, hard curveball, slow curveball, changeup, splitter, and supreme (somewhat of a cross between a splitter and a two-seamer).
- Sometimes likes to throw left-handed while warming up to help his balance. He has said that he can throw 82 mph lefty.
- In 2021, as he walked to the plate when he took his at bat in his 1st game against the Cubs since being traded to San Diego, he used the walk up song "Intoxicated" by Martin Solveig & GTA. It was the same walk up song as Anthony Rizzo's at Wrigley Field.
- In 2012, was named GQ Man of the Year by the Japanese issue of GQ Magazine.
- Established the Yu Darvish Water Fund in 2007 to supply safe water to people who face lack and contamination of water in developing countries.
- Had a mural painted of him in San Diego in the Convoy District in Kearny Mesa.

YU DARVISH

NPB (JAPAN)

Year	Tm	Lg	W	L	ERA	G	GS	GF	CG	SHO	SV	IP	H	R	ER	HR	BB	SO	HBP	WP	BF	WHIP
2005	Nippon Ham	JPL	5	5	3.53	14	14	0	2	1	0	94.1	97	37	37	7	48	52	3	2	410	1.54
2006	Nippon Ham	JPL	12	5	2.89	25	24	0	3	2	0	149.2	128	55	48	12	64	115	6	5	627	1.28
2007	Nippon Ham	JPL	15	5	1.82	26	26	0	12	3	0	207.2	123	48	42	9	49	210	13	4	790	0.83
2008	Nippon Ham	JPL	16	4	1.88	25	24	0	10	2	0	200.2	136	44	42	11	44	208	9	4	764	0.90
2009	Nippon Ham	JPL	15	5	1.73	23	23	0	8	2	0	182.0	118	36	35	9	45	167	6	5	701	0.90
2010	Nippon Ham	JPL	12	8	1.78	26	25	0	10	2	0	202.0	158	48	40	5	47	222	7	6	805	1.02
2011	Nippon Ham	JPL	18	6	1.44	28	28	0	10	6	0	232.0	156	42	37	5	36	276	6	10	885	0.83
Career		NPB	93	38	1.99	167	164	0	55	18	0	1268.1	916	310	281	58	333	1250	50	36	4982	0.99

YU DARVISH CAREER PITCHING

Season	Team	League	W	L	ERA	G	GS	CG	SV	SVO	IP	H	R	ER	HR	HB	BB	SO	WHIP	AVG	AB	WP	GIDP	TBF	NP/S
2012	TEX	MLB	16	9	3.90	29	29	0	0	0	191.1	156	89	83	14	10	89	221	1.28	.220	708	8	12	816	3166/1972
2013	TEX	MLB	13	9	2.83	32	32	0	0	0	209.2	145	68	66	26	8	80	277	1.07	.194	748	7	17	841	3451/2156
2014	TEX	MLB	10	7	3.06	22	22	2	0	0	144.1	133	54	49	13	2	49	182	1.26	.241	551	14	7	605	2312/1484
2016	FRI	AA	1	1	2.25	5	5	0	0	0	20.0	14	7	5	1	0	7	24	1.05	.197	71	1	2	79	301/195
2016	RR	AAA	0	1	2.57	2	2	0	0	0	7.0	3	3	2	1	0	3	7	0.86	.125	24	0	0	27	104/61
2016	TEX	MLB	7	5	3.41	17	17	0	0	0	100.1	81	43	38	12	3	31	132	1.12	.214	378	6	3	416	1579/1023
2016	2 Teams	Minors	1	2	2.33	7	7	0	0	0	27.0	17	10	7	2	0	10	31	1.00	.179	95	1	2	106	405/256
2017	TEX	MLB	6	9	4.01	22	22	0	0	0	137.0	115	63	61	20	5	45	148	1.17	.225	510	9	11	564	2211/1436
2017	LAD	MLB	4	3	3.44	9	9	0	0	0	49.2	44	20	19	7	1	13	61	1.15	.235	187	3	3	202	843/538
2017	2 Teams	MLB	10	12	3.86	31	31	0	0	0	186.2	159	83	80	27	6	58	209	1.16	.228	697	12	14	766	3054/1974
2018	SB	A(Full)	0	0	1.50	2	2	0	0	0	6.0	4	1	1	1	0	1	6	0.83	.182	22	1	0	23	76/51
2018	CHC	MLB	1	3	4.95	8	8	0	0	0	40.0	36	24	22	7	4	21	49	1.43	.235	153	2	1	180	740/455
2019	CHC	MLB	6	8	3.98	31	31	0	0	0	178.2	140	82	79	33	11	56	229	1.10	.213	657	11	11	731	2848/1879
2020	CHC	MLB	8	3	2.01	12	12	0	0	0	76.0	59	18	17	5	2	14	93	0.96	.211	280	3	7	297	1153/796
2021	SD	MLB	8	11	4.22	30	30	0	0	0	166.1	138	81	78	28	8	44	199	1.09	.222	623	9	10	681	2769/1821
2022	SD	MLB	16	8	3.10	30	30	0	0	0	194.2	148	67	67	22	12	37	197	0.95	.207	715	4	10	771	2971/2016
2023	SD	MLB	8	10	4.56	24	24	0	0	0	136.1	134	71	69	18	8	43	141	1.30	.259	517	1	12	574	2218/1436
Career	4 Teams	MLB	103	85	3.59	266	266	2	0	0	1624.1	1329	680	648	205	74	522	1929	1.14	.221	6027	77	104	6678	26261/17012
Career	3 Teams	Minors	1	2	2.18	9	9	0	0	0	33.0	21	11	8	3	0	11	37	0.97	.179	117	2	2	129	481/307

YU DARVISH



ALL STAR

Season	Team	League	W	L	ERA	G	GS	CG	SHO	SV	IP	H	R	ER	HR	HB	BB	SO	WHIP	AVG	AB	WP	GDP	TBF	NP-S
2014	AL	MLB	0	0	0.00	1	0	0	0	0	1.0	0	0	0	0	0	0	1	0.00	.000	3	0	0	3	14/8

WILD CARD

Season	Team	League	W	L	ERA	G	GS	CG	SV	SVO	IP	H	R	ER	HR	HB	BB	SO	WHIP	AVG	AB	WP	GDP	TBF	NP/S
2012	TEX	MLB	0	1	2.70	1	1	0	0	0	6.2	5	3	2	0	1	0	7	0.75	.208	24	0	0	27	91/59
2020	CHC	MLB	0	1	2.70	1	1	0	0	0	6.2	5	2	2	1	1	2	6	1.05	.217	23	0	1	26	94/69
2022	SD	MLB	1	0	1.29	1	1	0	0	0	7.0	6	1	1	1	1	0	4	0.86	.222	27	0	0	28	101/72
Career		MLB	1	2	2.21	3	3	0	0	0	20.1	16	6	5	2	3	2	17	0.89	.216	74	0	1	81	286/200

DIVISION SERIES

Season	Team	League	W	L	ERA	G	GS	CG	SV	SVO	IP	H	R	ER	HR	HB	BB	SO	WHIP	AVG	AB	WP	GDP	TBF	NP/S
2016	TEX	MLB	0	1	9.00	1	1	0	0	0	5.0	5	5	5	4	1	1	4	1.20	.250	20	0	0	22	84/52
2017	LAD	MLB	1	0	1.80	1	1	0	0	0	5.0	2	1	1	1	1	0	7	0.40	.118	17	0	0	18	74/52
2022	SD	MLB	1	0	5.40	1	1	0	0	0	5.0	7	3	3	3	0	2	7	1.80	.333	21	0	0	23	99/63
Career		MLB	2	1	5.40	3	3	0	0	0	15.0	14	9	9	8	2	3	18	1.13	.241	58	0	0	63	257/167

LEAGUE CHAMPIONSHIP SERIES

Season	Team	League	W	L	ERA	G	GS	CG	SV	SVO	IP	H	R	ER	HR	HB	BB	SO	WHIP	AVG	AB	WP	GDP	TBF	NP/S
2017	LAD	MLB	1	0	1.42	1	1	0	0	0	6.1	6	1	1	1	0	1	7	1.11	.250	24	0	1	25	81/59
2022	SD	MLB	0	1	2.77	2	2	0	0	0	13.0	7	4	4	3	2	4	12	0.85	.159	44	1	2	50	186/115
Career		MLB	1	1	2.33	3	3	0	0	0	19.1	13	5	5	4	2	5	19	0.93	.191	68	1	3	75	267/174

WORLD SERIES

Season	Team	League	W	L	ERA	G	GS	CG	SHO	SV	IP	H	R	ER	HR	HB	BB	SO	WHIP	AVG	AB	WP	GDP	TBF	NP-S
2017	LAD	MLB	0	2	21.60	2	2	0	0	0	3.1	9	9	8	2	0	2	0	3.30	.474	19	0	0	22	96/61

POSTSEASON (COMBINED)

Season	Team	League	W	L	ERA	G	GS	CG	SV	SVO	IP	H	R	ER	HR	HB	BB	SO	WHIP	AVG	AB	WP	GDP	TBF	NP/S
2012	TEX	MLB	0	1	2.70	1	1	0	0	0	6.2	5	3	2	0	1	0	7	0.75	.208	24	0	0	27	91/59
2016	TEX	MLB	0	1	9.00	1	1	0	0	0	5.0	5	5	5	4	1	1	4	1.20	.250	20	0	0	22	84/52
2017	LAD	MLB	2	2	6.14	4	4	0	0	0	14.2	17	11	10	4	1	3	14	1.36	.283	60	0	1	65	251/172
2020	CHC	MLB	0	1	2.70	1	1	0	0	0	6.2	5	2	2	1	1	2	6	1.05	.217	23	0	1	26	94/69
2022	SD	MLB	2	1	2.88	4	4	0	0	0	25.0	20	8	8	7	3	6	23	1.04	.217	92	1	2	101	386/250
Career	4 Teams	MLB	4	6	4.19	11	11	0	0	0	58.0	52	29	27	16	7	12	54	1.10	.237	219	1	4	241	906/602

CAREER TRANSACTIONS

OPTIONS USED: 0/3

- 2012 Purchased by TEX from Nippon Ham Fighters (Japan Pacific), January 18
- 2017 Acquired by LAD from TEX in exchange for A.J. Alexy, Brendon Davis and Willie Calhoun, July 31
- 2018 Signed by CHC as a Major League free agent, February 13
- 2020 Acquired by SD from CHC along with Victor Caratini in exchange for Owen Caissie, Ismael Mena, Reginald Preciado, Yeison Santana and Zach Davies, December 29



ENYEL DE LOS SANTOS

Height: 6-4 Bats: R
Weight: 250 Throws: R

EN-yell

62

RHP

Full Name	Enyel De Los Santos
Date of Birth	December 25, 1995 in San Pedro de Macoris, Dominican Republic
Current Residence	San Pedro de Macoris, Dominican Republic
2024 Opening Day Age	28
MLB Service Time	2.015
MLB Debut	July 10, 2018 vs. NYM (with PHI)
How Obtained	Acquired from CLE in exchange for RHP Scott Barlow on November 17, 2023
Contract Status	Signed through 2024

QUICK HITS

- 2024 marks his 2nd stint in the Padres' organization, having first been acquired from SEA along with Nelson Ward in exchange for Joaquin Benoit in November of 2015. Acquired by PHI from SD on December 15, 2017, in exchange for Freddy Galvis.
- In the previous two seasons with the Guardians (2022-23), he went 10-2 with a 3.18 ERA (42 ER, 119.0 IP), 123 strikeouts vs. 42 walks and a .212 opponents' average.
- Has pitched in parts of five Major League seasons between PHI (2018-21), PIT (2021) and CLE (2022-23). Entered 2024 with a career 13-4 (.765) record in 165 app. (3 starts) with a 4.20 ERA (86 ER, 184.1 IP) and 195 strikeouts against 73 walks.
- Tossed an "immaculate inning" on September 27, 2022 vs. the Rays in the 7th inning.
- A native of San Pedro de Macoris, Dominican Republic (the same hometown as Fernando Tatis Jr.).

2023 SEASON

- Set career-highs in appearances (70), innings pitched (65.2), holds (16), batters faced (262), and strikeouts (62) in 2023 for the Guardians...posted a 5-2 record with a 3.29 ERA (24 ER, 65.2 IP), 114 WHIP, and .216 opponent batting average.
- Was his 3rd full season at the Major-League level...had 5 wins on the season, matching his career-high accomplished in 2022...also had a career-high 2 losses.
- Prior to the All-Star Game, he went 4-1 in the 1st half of hte season with a 2.48 ERA, 14 walks, and 31 strikeouts... following the ASG, he went 1-1 in 33 games with a 4.30 ERA, 11 BB, and 31 strikeouts.
- On April 18, was placed on the Paternity List.
- In his win on May 1 @ NYY, he recorded two outs on one pitch, picking off a runner at first before throwing a pitch and becoming the first pitcher in MLB history (since at least 1901) to earn a win while recording two outs on one pitch without a double play.
- Posted a career-long 11-game scoreless streak from July 16-Aug. 6, allowing just 3 hits (.091 AVG) over that span.
- Allowed nine of 36 inherited runners to score for a 25.0 inherited runner scoring percentage.

- Right-handed batters hit just .171 (22-for-129) against him, while lefties hit .272 (28-for-103).
- Opponents hit .219 (23-for-105) with runners on and .260 (19-for-73) with RISP.
- Ranked in the 85th percentile for the lowest hard-hit percentage (33.3).
- Relied on a his four-seam fastball (60.5%), slider (30.4%), and changeup (9.1%)...his fastball averaged at 95.6 mph, and opponents hit just .125 (8-for-64) against his slider.
- On November 17, was acquired by San Diego from the Guardians in exchange for RHP Scott Barlow.

2022

- Was a key member of the Guardians' bullpen after signing a non-roster minor league deal prior to the season.
- Opened year at Columbus (AAA) after shortened spring, and was with the ML club from April 20 through the season's end, save a one-day stint in Columbus (May 8).
- Recorded career-bests in almost every category and earned his 1st-career save on June 17 @ LAD.
- Over his final 27 games (July 4-on) he posted a 2.48 ERA (8 ER, 29.0 IP) with 30 punchouts and tallied a strikeout in 40 of 50 outings (61 strikeouts) and allowed just 3 homers in 53.1 IP (0.51 HR/9).
- Inherited team-high 33 runners (9 scored, 27 inherited runner scoring percentage).
- Tossed the 4th immaculate inning in franchise history on September 27 vs. TB in the 7th inning, the first since Zach Plesac in 2020...

POSTSEASON: Made his Postseason debut in 2022, and did not allow a run in any of his 3 Postseason outings (3.1 IP)...pitched in Game 2 of the Wild Card Series vs. TB and Games 1 and 3 of NLDS vs. NYY.

2021

- Split the 2021 season between the Phillies and Pirates, posting a Major League ERA of 6.37 over 33 relief appearances.
- Had 5 stints with PHI's ML club before being claimed on waivers by PIT on September 13, spending the rest of the season with the Pirates.

ENYEL DE LOS SANTOS



- Signed with CLE as a minor league free agent on December 1 with a Spring Training invitation.
- Following the season, posted a 0.69 ERA for Lacey in the Dominican Winter League (13.0 IP, 6H, 3 BB, 18 SO, .140 opponents average).

2020

- Spent the entire season at the alternate training site in Lehigh Valley (AAA), except a 2-day stint (August-5) during which he did not appear in a game for the Phillies.
- Was designated for assignment on August 9 and was outrighted to Lehigh Valley on August 14.

2019

- Spent the majority of the season with Lehigh Valley (AAA)... appeared in five games (1 start) over four stints with the Phillies (April 24-May 5, May 17-28, June 23-24, September 28-end of season).
- Was named International League Pitcher of the Week, April 14.
- Struck out a professional-high 10 batters on April 6 vs Rochester in his season debut.

2018

- Began the season with Lehigh Valley (AAA) and was named to the World Team in the All-Star Futures Game and elected as the starter for the IL in the Triple-A All-Star Game.
- Finished 2nd in the IL in ERA (2.63), T-2nd in WHIP (1.16)

ENYEL DE LOS SANTOS

and 3rd in opponent average (.226)...was selected as Phillies Minor League Co-Pitcher of the Month for April.

- Had his contract selected on July 10 and made his ML debut that day in a start against NYM, earning his 1st ML win.
- Had four stints with PHI: July 10, July 15-20, August 7-8 and September 11-through the end of season.

2015-17

- Spent the entire **2017** season with San Antonio (AA), finishing 3rd in the Texas League in strikeouts (138), T-3rd in innings (150.0), 5th in WHIP (1.19) and 8th in ERA (3.78).
- Among qualifying starters in the TL, was 3rd in opponent average (.237), 4th in SO/9.0 IP (8.18) and 5th in fewest base runners per 9.0 IP (11.22).
- On December 15, 2017, he was acquired by the Philadelphia Phillies from the Padres in exchange for SS Freddy Galvis.
- In **2016**, split the season between Fort Wayne (A) and Lake Elsinore (A), going 3-2 with a 2.91 ERA in 11 appearances with the TinCaps and going 5-3 with a 4.35 ERA in 15 appearances (all starts) for the Storm.

- In his 1st professional season in **2015**, split the year between AZL Mariners (R) and Everett (A)...had a 2.55 ERA with AZL Mariners in 5 appearances before posting a 4.06 ERA in 8 games (all starts) for Everett...on November 12, 2015 was traded from the Mariners to the San Diego Padres along with SS Nelson Ward in exchange for RHP Joaquin Benoit.

PERSONAL

- Has a son, Angel.
- Attended Liceo Gastón Fernández de Lino.
- Favorite singer is Secreto and El Alfa, and his hobbies include going to the beach, cooking and spending time with family.
- His favorite players growing up were Prince Fielder and Pedro Martinez.

ENYEL DE LOS SANTOS



ENYEL DE LOS SANTOS CAREER PITCHING

Season	Team	League	W	L	ERA	G	GS	CG	SV	SVO	IP	H	R	ER	HR	HB	BB	SO	WHIP	AVG	AB	WP	GDP	TBF	NP/S
2015	A-MRN	ROK	3	0	2.55	5	5	0	0	0	24.2	24	8	7	1	1	5	29	1.18	.250	96	1	2	103	182/159
2015	EVE	A(Short)	3	0	4.06	8	8	0	0	0	37.2	37	19	17	2	6	13	42	1.33	.270	137	5	5	159	364/271
2015	2 Teams	Minors	6	0	3.47	13	13	0	0	0	62.1	61	27	24	3	7	18	71	1.27	.262	233	6	7	262	546/430
2016	FW	A(Full)	3	2	2.91	11	7	0	0	0	52.2	38	20	17	2	3	14	45	0.99	.199	191	6	1	213	711/491
2016	LE	A(Adv)	5	3	4.35	15	15	0	0	0	68.1	70	35	33	11	5	24	52	1.38	.267	262	2	5	295	1081/696
2016	2 Teams	Minors	8	5	3.72	26	22	0	0	0	121.0	108	55	50	13	8	38	97	1.21	.238	453	8	6	508	1792/1187
2017	SA	AA	10	6	3.78	26	24	0	0	0	150.0	131	69	63	12	8	48	138	1.19	.237	553	3	13	617	2334/1593
2018	LHV	AAA	10	5	2.63	22	22	1	0	0	126.2	104	41	37	12	8	43	110	1.16	.226	461	3	10	521	2016/1330
2018	PHI	MLB	1	0	4.74	7	2	0	0	0	19.0	19	10	10	2	1	8	15	1.42	.271	70	1	2	81	335/208
2019	LHV	AAA	5	7	4.40	19	19	0	0	0	94.0	81	52	46	16	4	35	83	1.23	.232	349	4	8	396	1513/987
2019	PHI	MLB	0	1	7.36	5	1	0	0	0	11.0	13	9	9	4	0	5	9	1.64	.317	41	1	4	46	176/118
2021	LHV	AAA	0	1	2.70	10	0	0	0	0	13.1	3	4	4	1	1	5	24	0.60	.073	41	0	1	47	191/127
2021	PHI	MLB	1	1	6.75	26	0	0	0	2	28.0	34	28	21	7	3	14	42	1.71	.288	118	5	0	137	557/372
2021	PIT	MLB	1	0	4.91	7	0	0	0	0	7.1	9	4	4	1	1	4	6	1.77	.300	30	0	0	36	140/92
2021	2 Teams	MLB	2	1	6.37	33	0	0	0	2	35.1	43	32	25	8	4	18	48	1.73	.291	148	5	0	173	697/464
2022	COL	AAA	1	0	4.91	4	0	0	2	2	3.2	4	2	2	1	0	2	8	1.64	.286	14	0	0	16	71/45
2022	CLE	MLB	5	0	3.04	50	0	0	1	2	53.1	40	18	18	3	2	17	61	1.07	.208	192	3	2	215	845/568
2023	CLE	MLB	5	2	3.29	70	0	0	0	3	65.2	50	26	24	4	4	25	62	1.14	.216	232	2	5	262	1048/675
Career	3 Teams	MLB	13	4	4.20	165	3	0	1	7	184.1	165	95	86	21	11	73	195	1.29	.242	683	12	13	777	3101/2033
Career	7 Teams	Minors	40	24	3.56	120	100	1	2	2	571.0	492	250	226	58	36	189	531	1.19	.234	2104	24	45	2367	8463/5699

WILD CARD

Season	Team	League	W	L	ERA	G	GS	CG	SV	SVO	IP	H	R	ER	HR	HB	BB	SO	WHIP	AVG	AB	WP	GDP	TBF	NP/S
2022	CLE	MLB	0	0	0.00	1	0	0	0	0	1.0	1	0	0	0	0	1	0	2.00	.250	4	0	0	5	26/16

DIVISION SERIES

Season	Team	League	W	L	ERA	G	GS	CG	SV	SVO	IP	H	R	ER	HR	HB	BB	SO	WHIP	AVG	AB	WP	GDP	TBF	NP/S
2022	CLE	MLB	0	0	0.00	2	0	0	0	0	2.1	1	0	0	0	0	0	1	0.43	.143	7	0	1	7	25/19

POSTSEASON (COMBINED)

Season	Team	League	W	L	ERA	G	GS	CG	SV	SVO	IP	H	R	ER	HR	HB	BB	SO	WHIP	AVG	AB	WP	GDP	TBF	NP/S
2022	CLE	MLB	0	0	0.00	3	0	0	0	0	3.1	2	0	0	0	0	1	1	0.90	.182	11	0	1	12	51/35
Career	CLE	MLB	0	0	0.00	3	0	0	0	0	3.1	2	0	0	0	0	1	1	0.90	.182	11	0	1	12	51/35

CAREER TRANSACTIONS

OPTIONS USED: 3/3

- 2014 Signed by SEA as an international free agent, July 17
- 2015 Acquired by SD from SEA along with Nelson Ward in exchange for Joaquin Benoit, November 12
- 2017 Acquired by PHI from SD along in exchange for Freddy Galvis, December 15
- 2021 Claimed off waivers by PIT from PHI, September 13
- Signed by CLE as a minor league free agent, December 1
- 2023 Acquired by SD from CLE in exchange for Scott Barlow, November 17



JEREMIAH ESTRADA

Height: 6-1 Bats: S
Weight: 235 Throws: R

jeremiah_estrada13

56

RHP

Full Name	Jeremiah Ramiro Estrada
Date of Birth	November 1, 1998 in in Indio, California
Current Residence	La Quinta, California
2024 Opening Day Age	25
MLB Service Time	0.080
MLB Debut	August 30, 2022 vs. TOR (with CHC)
How Obtained	Claimed off waivers from CHC on November 6, 2023
Contract Status	Signed through 2024

QUICK HITS

- Joined SD on a minor league deal for 2024 after spending the last 7 years in the Chicago Cubs organization.
- Made 17 Major League appearances with the Cubs in 2022-23, owning a 5.51 ERA (10 ER, 16.1 IP) with 21 strikeouts against 15 walks.
- In 2022, the year he made his Major League debut, Estrada recorded the five fastest pitches thrown by Cubs pitchers that season. All four-seam fastballs registered at 98.8, 98.8, 98.5, 98.4 and 98.1 miles per hour, respectively.
- Made 78 appearances (3 starts) in the Cubs minor league system from 2017-23, owning a 5-5 record with 10 saves, a 2.92 ERA and 180 strikeouts against 64 walks.
- Was part of a combined no-hitter with 3 other pitchers on June 23, 2021, while at Myrtle Beach, tossing 2.2 innings against the Columbia Fireflies.
- Missed the majority of the 2021 season with a right elbow injury.

2023 SEASON

- Split the season between the Cubs Major League squad and Iowa (AAA)...pitched in 12 games in relief for the Cubs, posting a 6.75 ERA (8 ER, 10.2 IP) with 13 strikeouts.
- Went 1-1 with a 5.97 ERA (19 ER, 28.2 IP) and one save in 26 games with Iowa.
- Began the season with Iowa, making five-straight scoreless appearances (6.0 IP) from April 1-19.
- Had two stints with the Cubs, April 21-May 3 and May 15-June 13.
- Tossed 8.0 scoreless innings in his first seven appearances with the Cubs from April 21-May 23, before allowing runs in four of his final five games with Chicago in 2023.
- Spent the remainder of the season with Iowa, pitching to an 8.38 ERA (18 ER, 19.1 IP) in 18 games from June 16-September 24.
- Per Statcast, while with CHC, he relied on 4 pitches: Four Seamer (84.0%), Slider (13.1%), Changeup (2.5%) and Curveball (0.4%)
- Was placed on waivers by the Cubs and claimed by San Diego on November 6, 2023.

2022

- Made his Major League debut in 2022, with his call-up to the Majors coming as a replacement player for a three-game series in Toronto Aug. 30...allowed one walk and struck out two while tossing 17 pitches in the bottom of the eighth inning.
- Was returned to Iowa (AAA) on August 31 and then selected to the Major League roster on September 1 as rosters expanded.
- In five games in relief for the Cubs, posted a 3.18 ERA (2 ER, 5.2 IP), while striking out eight batters for 12.7 strikeouts per 9.0 IP.
- Held batters to a .100 average (1-for-10) with runners in scoring position.
- Went 3-2 with a 1.30 ERA (7 ER, 48.1 IP), nine saves, and five holds in 34 games out of the bullpen with South Bend (A), Tennessee (AA) and Iowa (AAA)...struck out 78 of 193 batters faced, compared to 20 walks, for an average of 14.5 strikeouts per nine innings pitched.

2021

- Played 11 games for Myrtle Beach (A) in 2021, going 1-1 with a 1.57 ERA (4 ER, 23.0 IP) and striking out 38 batters, compared to six walks, for a 6.33 strikeouts per walk ratio.
- His season was cut short due to a right elbow injury, after being placed on the injured list August 1.

2020

- Did not pitch due to the COVID-19 pandemic.

2017-19

- Appeared in three games (one start) for Eugene (A) in **2019** ...went 0-1 with a 5.91 ERA (7 ER, 10.2 IP) and 15 strikeouts in 45 batters faced.
- Was added to the reserve list for Rookie League Mesa during the **2018** campaign...made his professional debut in **2017** with Rookie League Mesa...in four games (all in relief), he pitched to a 1.42 ERA (1 ER, 6.1 IP) with six strikeouts.

JEREMIAH ESTRADA



JEREMIAH ESTRADA CAREER PITCHING

Season	Team	League	W	L	ERA	G	GS	CG	SV	SVO	IP	H	R	ER	HR	HB	BB	SO	WHIP	AVG	AB	WP	GDP	TBF	NP/S
2017	A-CUB	ROK	0	0	1.42	4	0	0	0	0	6.1	5	1	1	0	0	6	6	1.74	.217	23	1	0	29	60/35
2019	EUG	A(Short)	0	1	5.91	3	1	0	0	0	10.2	8	8	7	0	0	6	15	1.31	.211	38	3	0	45	178/107
2021	MB	A	1	1	1.57	11	2	0	0	1	23.0	18	8	4	2	1	6	38	1.04	.214	84	3	1	93	383/252
2022	SB	A+	2	2	1.17	15	0	0	5	6	23.0	14	6	3	1	1	10	39	1.04	.177	79	1	1	91	367/228
2022	TNS	AA	1	0	1.86	13	0	0	2	3	19.1	11	5	4	0	1	9	27	1.03	.167	66	3	0	77	338/213
2022	IOW	AAA	0	0	0.00	6	0	0	2	2	6.0	6	0	0	0	0	1	12	1.17	.250	24	1	0	25	124/78
2022	CHC	MLB	0	0	3.18	5	0	0	0	0	5.2	6	2	2	1	0	3	8	1.59	.286	21	1	0	25	117/74
2022	3 Teams	Minors	3	2	1.30	34	0	0	9	11	48.1	31	11	7	1	2	20	78	1.06	.183	169	5	1	193	829/519
2023	IOW	AAA	1	1	5.97	26	0	0	1	2	28.2	24	21	19	8	2	26	43	1.74	.220	109	3	1	138	558/317
2023	CHC	MLB	0	0	6.75	12	0	0	0	0	10.2	12	8	8	4	0	12	13	2.25	.279	43	0	0	56	237/145
Career	CHC	MLB	0	0	5.51	17	0	0	0	0	16.1	18	10	10	5	0	15	21	2.02	.281	64	1	0	81	354/219
Career	6 Teams	Minors	5	5	2.92	78	3	0	10	14	117.0	86	49	38	11	5	64	180	1.28	.203	423	15	3	498	2008/1230

CAREER TRANSACTIONS

OPTIONS USED: 1/3

2017 Signed by CHC as a sixth-round selection in the 2017 First-Year Player Draft, July 7

2023 Claimed by SD off waivers from CHC, November 6



MATT FESTA

NRI

Height: 6-1 Bats: R
Weight: 212 Throws: R

mfasta33

64

RHP

Full Name	Matthew Joseph Festa
Date of Birth	March 11, 1993 in Brooklyn, New York
Current Residence	Miami, Florida
2024 Opening Day Age	31
MLB Service Time	1.119
MLB Debut	July 14, 2018 at COL (w/ SEA)
How Obtained	Signed as a minor league free agent on January 24, 2024
Contract Status	Signed through 2024

QUICK HITS

- Entered 2024 with 89 career Major League appearances for the Seattle Mariners, including 3 Opening Day roster selections in 2019 and 2022-23.
- Among all minor league pitchers who made at least 25 appearances in 2023, his 0.53 ERA ranked 1st and his .101 opponents' AVG ranked 2nd. His 93.8 save percentage (15 of 16 SVO) ranked T-5th across all levels of the minors (min. 15 SVO).
- Went 1-0 with a 2.25 ERA (1 ER, 4.0 IP) across 3 appearances for Team Italy in the 2023 World Baseball Classic, helping Italy advance as the Pool-A Runner up before losing in the Quarterfinals to eventual-champion Team Japan.
- 53 of his 89 Major League outings came in 2022 with SEA, ranking in the 94th percentile in hard-hit percentage (31.1%), 85th in K % (29.2) and chase % (33.1) and 82nd in whiff rate (30.3%).
- Across 7 minor league seasons with the Mariners, went 22-8 while converting 47 of 56 SVO (83.9%) with a 4.14 SO/BB ratio (335 SO vs. 81 BB).

2023 SEASON

- Spent the majority of the season with Triple-A Tacoma, posting a 0.53 ERA (2 ER, 34.0 IP) while also making 8 appearances across 3 separate stints with the Mariners Major League club (4.00 ERA; 4 ER, 9.0 IP).
- Made his 3rd career Opening Day roster and his 2nd in a row for SEA...was scoreless in 6 of his 8 appearances for the Mariners, with 3 of his 4 ER allowed coming in his 2nd outing on April 3 vs. SEA.
- Scored upon in his next outing on April 8 @ CLE (1 ER, 0.1 IP)...optioned to Tacoma on April 9.
- Recalled on May 31 and did not allow a hit across 3 scoreless outings from June 3-7 before being optioned again on June 9.
- Recalled for the 3rd and final time on July 3 and made 2 more scoreless outings before being optioned back to TAC on July 16.
- Overall with SEA, walked 13 and struck out 12 across his 8 total outings and 9.0 IP, posting ratios of 13.00 SO/9 IP, 12.00 B/9 IP and 1.08 SO/BB.

- Allowed just 1 HR (2-run HR by Taylor Ward on April 3 vs. LAA).
- Allowed just 1 hit to the 20 LHH he faced (.071 AVG; 1-for-14) with 6 walks while RHH batted .176 (3-for-17) with 6 walks.
- Allowed just 1 hit with RISP (.083 AVG, 1-for-12) and went hitless with RISP/2 out (0-for-7).
- Posted a 1.93 ERA (1 ER, 4.2 IP) in 5 away appearances vs. a 6.23 ERA (3 ER, 4.1 IP) in his 3 home outings.
- Per Statcast, relied on 3 pitches: Four Seamer (51.3%) Sweeper (41.5%) Cutter (7.2%).
- For TAC, allowed just 1 unearned run in his first 7 appearances from April 12-29 before surrendering his first ER for the Rainiers on May 2.
- Went on to post a career-best 12.0 scoreless-inning streak from May 6-June 13, allowing just 3 hits while converting all 7 of his save opportunities over the stretch.
- Allowed 2 runs (1 ER) on July 15 vs. Albuquerque before recording 8 consecutive scoreless appearances (10.0 IP) to finish his campaign.
- Placed on the 7-day IL on August 4 before being designated for assignment and subsequently released on August 8.
- Converted 15 of his 16 SVO for TAC, allowing just 2 ER (0.95 ERA) and a .111 opponents' AVG in save situations.
- The right-hander had reverse splits for TAC, limiting LHH to a .030 AVG while RHH batted .132.
- Limited Triple-A hitters to a .065 AVG with RISP.

2022

- Made his 2nd career Opening Day roster for the Mariners and posted a career-high 53 appearances, recording the first 2 wins and 2 saves of his ML career.
- Optioned to Triple-A Tacoma once during the campaign from June 18-July 9, allowing just 2 unearned runs on 2 hits (.091 AVG) with an 11-to-2 SO/BB ratio.
- Scored upon in 7 of his first 16 ML outings from April 10-June 2 with a 5.51 ERA before lowering his season ERA to 3.42 after 11 consecutive scoreless appearances (10.0 IP) from June 7-July 24 (.091 AVG, 0.50 WHIP).
- Scored upon in 8 of his final 26 outings from July 26-Oct. 4 (4.88 ERA), allowing multiple runs in 6 of those 8 appearances.

MATT FESTA



NRI



- Earned his first 2 ML victories in back-to-back outings on July 10 vs. TOR and July 14 @ TEX.
- In his next outing on July 16, he notched his 1st career save as he struck out the side in the bottom of the 10th inning against the Texas Rangers.
- In Festa's Yankee Stadium debut on August 1, the Staten Island Native retired 5 consecutive former MLB All-Stars in Aaron Judge, Anthony Rizzo, Gleyber Torres, Josh Donaldson and Andrew Benintendi.
- Posted a 3.56 SO/BB ratio and did not walk multiple hitters in any of his 53 outings...issued exactly 1 walk in 18 appearances, not issuing a free pass in 35 outings.

POSTSEASON: Made his Postseason debut in 2022, pitching 1.1 IP of 1-run ball in SEA's Game 2 Wild Card Series

victory @TOR, helping SEA defeat TOR 2-0 in the 3-game set...in the 18-inning elimination Game 3 of the ALDS vs. HOU, Festa pitched scoreless 14th and 15th frames and threw 16 of his 17 pitches for strikes...SEA lost 1-0.

2016-21

- Spent most of **2021** with Triple-A Tacoma, posting a 2.95 ERA (7 ER, 211 IP) across 19 app...also made a combined 4 scoreless rehab assignments between High-A Everett and the Rookie-Level ACL Mariners.
- Did not pitch in **2020** due to the COVID-19 pandemic
- Made his first career Opening Day roster in **2019** for SEA, going 0-2 with a 5.64 ERA (14 ER, 22.1 IP) across 20

MATT FESTA

appearances...made his Triple-A debut for Tacoma and went 1-1 with a 2.64 ERA (9 ER, 30.2 IP), converting 5 of his 6 SVO.

- Spent the duration of **2018** with Double-A Arkansas and converted a career-best 20 SV in 22 SVO (90.9%), going 5-2 with a 2.76 ERA (15 ER, 49.0 IP)...earned Texas League Post-Season All-Star honors and was named an MiLB.com Organization All-Star for SEA following the season.
- Spent all of **2017** with Single-A Modesto and posted career-highs in IP (69.2) and SO (99) with a 3.23 ERA, earning California League Mid-Season All-Star honors...made 8 app. for the Peoria Javelinas in the Arizona Fall League following the season and was named to the AFL Rising Stars squad.
- In **2016**, made his professional debut with Low-A Everett and nearly split his season starting (8 app) vs. relieving (6)...won a career-best 6 games while posting a 3.73 ERA.

PERSONAL

- Played 3 seasons at East Stroudsburg University in Pennsylvania where he was the highest draft pick in ESU history...along with OF Robert Bennie (24th round - Oakland), the duo became the first ESU teammates drafted in same year in program history...in his senior 2016 season, was a Brett Tomko Award national finalist (one of 10) for DII Pitcher of the Year, and earned PSAC East Co-Pitcher of the Year honors...set school single-season records for wins (11), strikeouts (105), innings (88.0), games started (13) and complete games (9)...set career records for wins (23) and strikeout-to-walk ratio (4.1).

MATT FESTA CAREER PITCHING

Season	Team	League	W	L	ERA	G	GS	CG	SV	SVO	IP	H	R	ER	HR	HB	BB	SO	WHIP	AVG	AB	WP	GDP	TBF	NP/S
2016	EVE	A(Short)	6	2	3.73	14	8	0	0	0	60.1	60	29	25	3	2	14	58	1.23	.259	232	2	5	253	709/505
2017	MOD	A(Adv)	4	2	3.23	42	1	0	6	9	69.2	61	30	25	7	1	19	99	1.15	.228	267	4	2	291	1048/725
2018	ARK	AA	5	2	2.76	44	0	0	20	22	49.0	50	18	15	6	2	12	67	1.27	.263	190	1	2	208	803/551
2018	SEA	MLB	0	0	2.16	8	1	0	0	0	8.1	13	2	2	0	1	2	4	1.80	.351	37	2	0	40	159/103
2019	TAC	AAA	1	1	2.64	23	0	0	5	6	30.2	23	11	9	3	1	14	33	1.21	.204	113	1	4	128	476/297
2019	SEA	MLB	0	2	5.64	20	0	0	0	2	22.1	20	15	14	5	2	12	21	1.43	.241	83	1	1	101	407/253
2021	A-MRN	ROK	0	0	0.00	2	1	0	0	0	2.0	0	0	0	0	1	1	5	0.50	.000	6	0	0	8	21/16
2021	EVE	A+	0	0	0.00	2	0	0	0	0	2.0	1	0	0	0	0	3	0.50	.143	7	0	0	7	26/21	
2021	TAC	AAA	4	1	2.95	19	0	0	1	2	21.1	17	7	7	4	3	3	31	0.94	.215	79	0	0	86	342/247
2021	3 Teams	Minors	4	1	2.49	23	1	0	1	2	25.1	18	7	7	4	4	4	39	0.87	.196	92	0	0	101	389/284
2022	TAC	AAA	1	0	0.00	6	0	0	0	1	6.2	2	2	0	0	0	2	11	0.60	.091	22	0	1	24	88/61
2022	SEA	MLB	2	0	4.17	53	0	0	2	3	54.0	43	26	25	10	2	18	64	1.13	.218	197	1	4	219	897/597
2023	TAC	AAA	1	0	0.53	28	0	0	15	16	34.0	11	5	2	2	3	16	28	0.79	.101	109	1	5	128	492/312
2023	SEA	MLB	0	0	4.00	8	0	0	0	0	9.0	4	4	4	1	0	12	13	1.78	.129	31	1	0	43	195/105
Career	SEA	MLB	2	2	4.32	89	1	0	2	5	93.2	80	47	45	16	5	44	102	1.32	.230	348	5	5	403	1658/1058
Career	6 Teams	Minors	22	8	2.71	180	10	0	47	56	275.2	225	102	83	25	13	81	335	1.11	.220	1025	9	19	1133	4005/2735

WILD CARD

Season	Team	League	W	L	ERA	G	GS	CG	SV	SVO	IP	H	R	ER	HR	HB	BB	SO	WHIP	AVG	AB	WP	GDP	TBF	NP/S
2022	SEA	MLB	0	0	6.75	1	0	0	0	0	1.1	1	1	1	0	0	0	0	0.75	.200	5	0	0	5	20/14

DIVISION SERIES

Season	Team	League	W	L	ERA	G	GS	CG	SV	SVO	IP	H	R	ER	HR	HB	BB	SO	WHIP	AVG	AB	WP	GDP	TBF	NP/S
2022	SEA	MLB	0	0	0.00	1	0	0	0	0	2.0	0	0	0	0	0	0	2	0.00	.000	6	0	0	6	17/16

POSTSEASON (COMBINED)

Season	Team	League	W	L	ERA	G	GS	CG	SV	SVO	IP	H	R	ER	HR	HB	BB	SO	WHIP	AVG	AB	WP	GDP	TBF	NP/S
2022	SEA	MLB	0	0	2.70	2	0	0	0	0	3.1	1	1	1	0	0	2	0.30	.091	11	0	0	11	37/30	
Career	SEA	MLB	0	0	2.70	2	0	0	0	0	3.1	1	1	1	0	0	2	0.30	.091	11	0	0	11	37/30	

CAREER TRANSACTIONS

OPTIONS USED: 4/4

2016 Signed by SEA s a 7th-round selection in the First-Year Player Draft, June 14

2024 Signed by SD as a minor league free agent, January 24



LOGAN GILLASPIE

Height: 6-2 Bats: R
Weight: 216 Throws: R

logan_gillaspie

guh-LESS-pee

71

RHP

Full Name	Logan Craig Gillaspie
Date of Birth	April 17, 1997 in Bakersfield, California
Current Residence	Bakersfield, California
2024 Opening Day Age	26
MLB Service Time	0.076
MLB Debut	May 17, 2022 vs. NYY (with BAL)
How Obtained	Claimed off waivers from BOS on November 15, 2023
Contract Status	Signed through 2024

QUICK HITS

- Joined the Padres on a minor league deal for 2024 having made 28 total Major League relief appearances for BAL (2022-23) with a 4.10 ERA (12 ER, 26.1 IP).
- Across parts of 5 minor league seasons with MIL (2018-19), BAL (2021-23) and BOS (2023), owned a 4.25 ERA (120 ER, 254.0 IP) in 135 appearances (16 starts) with 15 saves, a 13-16 record and 247 strikeouts against 75 walks.
- Per Statcast, he relied on four pitches at the MLB level in 2023: 4-Seam Fastball (44%), Slider (25.7%), Changeup (16.8%) and Curveball (13.6%). His 4-seamer averaged 95.6 mph, and opponents hit just .143 against his curveball.
- Made his Major League debut on May 17, 2022 against NYY with BAL. Struck out now-teammate Kyle Higashioka for his first big-league punchout.
- Went undrafted out of Oxnard Community College and played in 3 Independent Leagues (Pecos, Pacific Association and American Association) in 2017 before signing a minor league deal with MIL in July 2018.

2023 SEASON

- Split the season between the Orioles and the Triple-A level, pitching to a 4.20 ERA (19 ER, 40.2 IP) in 38 appearances between Norfolk (AAA) in the BAL organization and Worcester (AAA) in the BOS org.
- Began the season with the Major League club, pitching in 8 games before being optioned to Norfolk on April 19...was optioned and recalled three different times between BAL and Norfolk before being designated for assignment on September 4.
- Made 11 total appearances for the Orioles in '23, owning a 6.00 ERA (6 ER, 9.0 IP) with a .350 opponent clip and 8 strikeouts against 5 walks...with Norfolk, made 34 appearances overall for a 4.71 ERA (19 ER, 36.1 IP).
- Per Statcast, he relied on 4 pitches at the MLB level in 2023: 4-Seam Fastball (44%), Slider (25.7%), Changeup (16.8%), and Curveball (13.6%)...his fastball averaged at 95.6 mph, and batters hit just .143 against his curveball.
- Was claimed off waivers by BOS from BAL on September 4, and he was assigned to Worcester.
- Made 4 appearances with WOR, tossing 4.1 scoreless

ACCOLADES

Midwest League Mid-Season All-Star (2019, Wisconsin)

- innings with just 1 hit allowed and a 0.92 WHIP and a .188 opponent clip.
- Was claimed off waivers by the Padres from Boston on November 15.

2022

- Began the season with Bowie (AA) was promoted to Norfolk (AAA) on May 3, and he was recalled by BAL five times (May 17, May 23, July 28, August 14, and September 26)...was optioned to Norfolk four times (May 21, June 18, July 29, and August 19).
- Made his MLB debut on May 17 vs. NYY (2.0 IP, 3 H, K)...fanned Kyle Higashioka for his first-career strikeout.
- Earned his first win on October 2 @ NYY after working a scoreless sixth inning on one hit...also stranded an inherited runner in a tie game.
- Held left-handed batters to a .208 average (5-for-24) compared to .341 (15-for-44) against righties.
- Pitched to a 1.06 ERA (2 ER, 17.0 IP) in 16 of 17 appearances...four of his six earned runs and eight total runs came in one outing on June 13 @ TOR (0.1 IP, 5 H, 4 R, 4 ER).
- Surrendered just one MLB home run, pitching to a 0.52 HR/9.
- Went 6-3 with one save and a 4.78 ERA (23 ER, 43.1 IP) with 46 hits, two homers, nine walks, one hit batter, and 38 strikeouts in 28 combined minor league games...made his Triple-A debut on May 4 at Nashville.

2021

- Signed by the Orioles as a minor league free agent on June 9 and was assigned to Aberdeen (A), pitching in 11 games for the IronBirds and striking out 16 batters in 14.1 innings.
- Promoted to Bowie (AA) on July 31 and finished out the season with the Baysox...appeared in 15 games while at Bowie, striking out 36 batters in 27.1 innings.
- Fanned at least two batters in each of his final four outings, including a season-high seven batters on September 19 vs. Altoona.

LOGAN GILLASPIE



- Added to the 40-man roster on November 19.

2020

- Did not pitch due to the COVID-19 pandemic.

2017-19

- Spent the entire **2019** season with Wisconsin (A), appearing in a career-high 31 games and posting a 3.96 ERA (48 ER, 109.0 IP) with 92 strikeouts...named a Midwest League All-Star.
- In **2018**, had his contract purchased by the Brewers on July 13 from the United Shore Professional Baseball League and was assigned to the AZL Brewers (R)...made two appearances in Arizona before being promoted to Rookie-

Level Helena where he finished out the season appearing in 10 games for the H-Brewers.

- Pitched in Independent Baseball in **2017** across three different leagues (Pecos, Pacific Association and American Association)...combined to appear in 21 games while posting a 3.86 ERA (16 ER, 371 IP) with 42 strikeouts.

PERSONAL

- His wife's name is Kasandra, and the couple were married in the 2022 offseason.
- Attended Oxnard College (CA) and Frontier (CA) HS... was primarily a catcher through high school...at Oxnard, he played catcher and third base in addition to pitching.

LOGAN GILLASPIE CAREER PITCHING

Season	Team	League	W	L	ERA	G	GS	CG	SV	SVO	IP	H	R	ER	HR	HB	BB	SO	WHIP	AVG	AB	WP	GDP	TBF	NP/S
2018	A-BRW	ROK	0	0	0.00	2	0	0	0	0	3.1	0	0	0	0	1	2	1	0.60	.000	10	0	0	13	22/12
2018	HEL	ROK	0	0	3.94	10	0	0	2	2	16.0	15	8	7	0	1	2	15	1.06	.238	63	3	0	67	245/178
2018	2 Teams	Minors	0	0	3.26	12	0	0	2	2	19.1	15	8	7	0	2	4	16	0.98	.205	73	3	0	80	267/190
2018	2 Teams	ROK	0	0	3.26	12	0	0	2	2	19.1	15	8	7	0	2	4	16	0.98	.205	73	3	0	80	267/190
2019	WIS	A(Full)	3	7	3.96	31	16	0	2	2	109.0	106	54	48	9	7	30	92	1.25	.258	411	1	12	452	1681/1106
2021	ABD	A+	0	2	3.77	11	0	0	2	3	14.1	12	6	6	3	0	3	16	1.05	.226	53	2	2	56	219/153
2021	BOW	AA	1	1	5.60	15	0	0	2	2	27.1	32	17	17	4	2	8	36	1.46	.286	112	1	2	122	503/315
2021	2 Teams	Minors	1	3	4.97	26	0	0	4	5	41.2	44	23	23	7	2	11	52	1.32	.267	165	3	4	178	722/468
2022	BOW	AA	1	0	3.38	6	0	0	0	1	8.0	7	3	3	0	1	4	11	1.38	.233	30	2	0	36	139/90
2022	NOR	AAA	5	3	5.09	22	0	0	1	3	35.1	39	20	20	2	1	9	38	1.36	.279	140	1	2	153	589/391
2022	BAL	MLB	1	0	3.12	17	0	0	0	1	17.1	20	8	6	1	2	3	10	1.33	.294	68	1	1	74	262/171
2022	2 Teams	Minors	6	3	4.78	28	0	0	1	4	43.1	46	23	23	2	2	13	49	1.36	.271	170	3	2	189	728/481
2023	NOR	AAA	3	3	4.71	34	0	0	5	9	36.1	38	20	19	6	0	16	34	1.49	.266	143	1	3	159	621/406
2023	WOR	AAA	0	0	0.00	4	0	0	1	1	4.1	3	0	0	0	0	1	4	0.92	.188	16	0	0	17	63/43
2023	BAL	MLB	0	1	6.00	11	0	0	0	2	9.0	14	7	6	2	1	5	8	2.11	.350	40	1	1	46	191/123
2023	2 Teams	Minors	3	3	4.20	38	0	0	6	10	40.2	41	20	19	6	0	17	38	1.43	.258	159	1	3	176	684/449
2023	2 Teams	AAA	3	3	4.20	38	0	0	6	10	40.2	41	20	19	6	0	17	38	1.43	.258	159	1	3	176	684/449
Career	BAL	MLB	1	1	4.10	28	0	0	0	3	26.1	34	15	12	3	3	8	18	1.59	.315	108	2	2	120	453/294
Career	7 Teams	Minors	13	16	4.25	135	16	0	15	23	254.0	252	128	120	24	13	75	247	1.29	.258	978	11	21	1075	4082/2694

CAREER TRANSACTIONS

OPTIONS USED: 2/3

- 2018** Contract purchased by MIL from the United Shore Professional Baseball League, July 13
- 2021** Signed by BAL as a minor league free agent, June 9
- 2023** Claimed off waivers by BOS from BAL, September 4
- Claimed off waivers by SD from BOS, November 15



WOO-SUK GO

Height: 5-10 Bats: R
Weight: 205 Throws: R

000-suck-go

21

RHP

Full Name	Woo-Suk Go
Date of Birth	August 6, 1998 in Ganghwa-gun, South Korea
Current Residence	Ganghwa-gun, South Korea
2024 Opening Day Age	25
MLB Service Time	0.000
How Obtained	Signed as an international free agent on January 3, 2024
Contract Status	Signed through 2025 with a mutual option for 2026

QUICK HITS

- In 44 relief appearances for the 2023 Korean Baseball Organization (KBO) Champion LG Twins in 2023, Go posted a career-best 12.1 strikeouts per 9.0 innings. Logged the final out in Game 5 of the Korean Series opposite the KT Wiz, going 1-1 with a save in the KBO Postseason.
- Is the brother-in-law of Jung-Hoo Lee, a fellow Korean-born player who was signed by SF in the 2023 offseason. Go signed with the Padres 14 days after the Giants signed Lee. Go is married to Lee's younger sister.
- Joined teammate Ha-Seong Kim on the 2023 World Baseball Classic roster for the South Korean team, but he did not make an appearance in the tournament.
- According to the KBO statistics site Statiz, Go's fastball averaged 152.5 kph (kilometers per hour; which equates to 94.8 mph) in 2023, fastest among all relievers with at least 40.0 innings pitched.
- In seven seasons in the KBO with the LG Twins (2017-23), had a 19-26 record and 139 saves in 354 career appearances (all in relief) for a 3.18 ERA (130 ER, 368.1 IP), 401 strikeouts against 163 walks and a 1.27 WHIP.
- Led the KBO in saves in 2022 (42) and his 139 total saves from 2019-23 led the league over that span, finishing in the Top 10 in the league in saves in each of those seasons.

2023 SEASON

- In 44 relief appearances for the 2023 Korean Baseball Organization (KBO) Champion LG Twins last season, Go posted a career-best 12.1 strikeouts per 9.0 innings pitched with a 3.68 ERA (18 ER, 44.0 IP).
- According to the KBO statistics site Statiz, Go's fastball averaged 152.5 kph (kilometers per hour; which equates to 94.8 mph) in 2023, fastest among all relievers with at least 40 innings pitched.
- Owned a 1.36 WHIP with 15 saves and 59 strikeouts against 22 walks...posted 4.50 walks allowed per nine innings pitched...compared to the previous year in 2022, he had walked just 21 in 17 more appearances made.
- Allowed just two home runs to his 190 batters faced.
- The right-hander had reverse splits, limiting left-handed batters to a .179 opponent average while righties hit .286.

ACCOLADES

KBO Series Champion (2023, LG Twins)

KBO Saves Leaders (42 in 2022, LG Twins)

- Logged the final out in Game 5 of the Korean Series opposite the KT Wiz, going 1-1 with a save in the KBO Postseason.
- His 44 appearances were his fewest since he made 40 in the 2020 campaign.
- His 139 total saves from 2019-23 led the league over that span, and his 2.39 ERA was also the lowest among all KBO closers in the 2019-2023 timeframe.
- Joined teammate Ha-Seong Kim on the 2023 World Baseball Classic roster for the South Korean team, but he did not make an appearance in the tournament.

2022

- Had a career-best 1.48 ERA (10 ER, 60.2 IP) and led the KBO in saves with 42 in 61 appearances and in his sixth season with the LG Twins.
- Among all KBO pitchers who tossed at least 60.0 innings in 2022, his 1.48 ERA was the lowest...his 21 walks allowed were T-6th fewest among those with at least 60.0 IP.
- Struck out a career-high 80 batters while allowing just 21 walks and posted a career-best 0.96 WHIP.

2021

- Made 63 appearances in his 5th season with the LG Twins, going 4-2 with a 2.17 ERA (14 ER, 58.0 IP)...his 63 outings trailed just his 65 in '19 for the most in a season in his career.
- His seven blown saves were the most in a single season in his career, topping his previous high of four blown saves in both 2019 and 2020.
- His 30 saves in 2021 were most since his 35 in 2019.
- Was on the roster for the South Korea team in the 2020 Summer Olympics, but due to the COVID-19 Pandemic, was delayed until 2021...they played in Japan from July 29-August 7, and his only decision in the games was a loss to Japan on August 4.



2020

- Owned a 4.10 ERA and 1.34 WHIP in 40 KBO appearances for the LG Twins...his ERA was his highest since his 5.91 ERA in 2018.
- Went 0-4, and other than his rookie 2017 season (0-0 in 25 appearances), it was his only season without a single win.
- Struck out 51 batters and allowed 19 walks...allowed just 2 home runs in his 183 batters faced.

2017-19

- In 2019, logged 35 saves and owned a 1.52 ERA while striking out 76 over a career-high 71.0 innings...had a 1.08 WHIP while allowing just 4 home runs in 288 batters faced.

- Posted a 5.91 ERA in 2018 in 67.0 innings pitched...had a career-high 37 walks allowed and hit batters 5 batters... posted a career-high in holds (3).
- Made his professional debut as an 18-year-old with the KBO's LG Twins in 2017, tossing 26.0 innings for a 4.50 ERA and 1.58 WHIP in 25 appearances (all in relief).

PERSONAL

- Is the brother-in-law of Jung-Hoo Lee, a fellow Korean-born player who signed with the San Francisco Giants in December 2023...Go was signed by the Padres 14 days after the Giants signed Lee...Go is married to Lee's younger sister.

WOO-SUK GO CAREER KBO PITCHING

Year	Team	ERA	WHIP	W	L	SV	H	BSV	G	GS	CG(SHO)	TBF	NP	IP	R	ER	H	2B	3B	HR	SO	BB	IBB	HB	WP
2017	LG Twins	4.50	1.58	0	0	0	1	0	25	0	0 (0)	118	464	26.0	13	13	30	4	1	2	23	11	0	2	3
2018	LG Twins	5.91	1.58	3	5	0	3	3	56	0	0 (0)	312	1182	67.0	51	44	69	12	2	10	44	37	0	5	2
2019	LG Twins	1.52	1.08	8	2	35	1	4	65	0	0 (0)	288	1126	71.0	13	12	47	7	1	4	76	30	4	4	2
2020	LG Twins	4.10	1.34	0	4	17	1	4	40	0	0 (0)	183	714	41.2	22	19	37	9	0	2	51	19	1	2	5
2021	LG Twins	2.17	1.21	1	5	30	0	7	63	0	0 (0)	240	922	58.0	15	14	47	10	1	3	68	23	5	3	1
2022	LG Twins	1.48	0.96	4	2	42	0	2	61	0	0 (0)	240	970	60.2	12	10	37	7	1	6	80	21	4	1	5
2023	LG Twins	3.68	1.36	3	8	15	0	2	44	0	0 (0)	190	799	44.0	19	18	38	6	0	2	59	22	1	4	5
Career		3.18	1.27	19	26	139	6	22	354	0	0 (0)	1571	6177	368.1	145	130	305	55	6	29	401	163	15	21	23

CAREER TRANSACTIONS

OPTIONS USED: 0/3

2017 Signed by LG Twins

2024 Signed by SD as an international free agent, January 3



JAY GROOME

Height: 6-5 Bats: L
Weight: 251 Throws: L

groome

55

LHP

Full Name	Jason Joseph Groome
Date of Birth	August 23, 1998 in Toms River, New Jersey
Current Residence	Fort Myers, Florida
2024 Opening Day Age	25
MLB Service Time	0.000
How Obtained	Acquired from BOS in exchange for Eric Hosmer, Max Ferguson, Corey Rosier and cash considerations on August 2, 2022
Contract Status	Signed through 2024

QUICK HITS

- His 30 starts tied with Triple-A Reno's (ARI) Blake Walston for the most starts in all of minor league baseball in 2023.
- His 137 strikeouts for the Chihuahuas in 2023 broke Pedro Avila's single-season El Paso franchise strikeout record (124 in '22).
- The former first round pick (12th overall) in the 2016 First-Year Player Draft was acquired by SD from BOS as 1 of the club's 5 2022 trade deadline deals in the 4-player deal that sent Eric Hosmer to the Red Sox.
- He was MLB Pipeline's No. 1-rated prospect in the 2016 MLB First-Year Player Draft out of Barnegat High School (N.J.).
- Ranked by MLB.com as 1 of BOS' top 10 prospects in each season from 2017-21 (No. 3, 2, 5, 7, 7).

2023 SEASON

- Spent the entire season with El Paso (AAA) and made a career-high 30 appearances (all starts)...his 134.2 IP and 137 strikeouts were the 2nd-highest totals of his career, trailing only his 144.0 IP and 140 punchouts in 2022 between ELP and Triple-A Worcester (BOS).
- His 30 starts tied Reno's Blake Walston for the most starts in all of minor league baseball in 2023.
- His 137 strikeouts broke Pedro Avila's single-season El Paso franchise strikeout record (124 in '22).
- Allowed career highs in a variety of categories, including losses (10), ERA (8.55), WHIP (2.09), H/9 IP (11.4), BB/9 IP (7.5) and wild pitches (9).
- 3 of his 4 winning decisions on the season came in 3 consecutive starts from July 15-25 (4.86 ERA)...it matched his career-high 3-start winning streak in Aug/Sept 2021 between Single-A Greenville and Double-A Portland (BOS).
- Both of his 2 double-digit strikeout performances (and 2 of his 5 career 10+ strikeout games) came during his 3-start winning streak (struck out 10 on July 15 @ Sugar Land and a career-high 11 on July 25 vs. Round Rock).
- Allowed a season-high 8 ER twice (April 25 vs. Salt Lake & May 23 vs. Reno)...those outings trailed only his career-high 9 ER in a 2017 outing vs. Lexington for Single-A Greenville.

ACCOLADES

Pacific Coast League Pitcher of the Week (Sept. 8, 2022 - El Paso)

South Atlantic League Pitcher of the Week (Aug. 6, 2017 - Greenville)

- Allowed 1+ HR in 17 of his 30 starts, including 2+ on 7 occasions and a season-high 3 long balls on June 22 vs. Tacoma.

2022

- Acquired by SD from BOS at the trade deadline in exchange for 1B Eric Hosmer, INF Max Ferguson, OF Corey Rosier and cash considerations.
- Received his 2nd invite to Major League Spring Training (also: 2021)...split the '22 season between Portland (AA) and Worcester (AAA) of the Red Sox system as well as El Paso (AAA), posting career highs in wins (6), appearances (29), starts (27), IP (144.0), strikeouts (140).
- Allowed 3 earned runs-or-fewer in 9 of his 10 starts with the Chihuahuas, including 2-or-fewer on 8 occasions.
- Tossed a career-high 8.0 IP on September 22 vs. Oklahoma City.
- Made 5 starts in September to close out the season, going 2-0 with a 2.77 ERA (8 ER, 26.0 IP).
- Earned Pacific Coast League Pitcher of the Week honors on Sept. 18, his first weekly honor since August 2017 with Single-A Greenville of the Red Sox system.
- Rated by *Baseball America* as having the best curveball in the Red Sox system for the third consecutive season entering the campaign.

2021

- Received his first invite to Major League Spring Training... made his Double-A debut, starting 3 games for Portland (2-0, 2.30 ERA) after spending most of the season with High-A Greenville...between the 2 levels, posted a 4.81 ERA (52 ER, 97.1 IP).
- Allowed 12 ER in 7.1 IP in his first 3 starts, then posted a 4.00 ERA (40 ER, 90.0 IP) across his remaining 18 starts.
- Led Red Sox minor leaguers with 134 SO...also ranked among the farmhand leaders in starts (T-6th, 21) and innings pitched (7th, 97.1).

JAY GROOME



- Recorded 12.39 SO/9.0 IP with a 3.72 SO/BB ratio...struck out 8+ in 9 starts, including a season-high 10 for Portland on Sept. 4 at New Hampshire (5.0 IP, 0 BB).

2020

- Was a part of the Red Sox 60-man player pool at their Alternate Training Site but did not pitch in a regular season game.
- Following the season, had his contract selected and was added to BOS' 40-man roster on November 20.

2018-19

- Missed the entire **2018** season and most of **2019** due to a left elbow injury that required Tommy John surgery, which was performed on May 16, 2018 by Dr. Neal ElAttrache at the Kerlan-Jobe Institute in Los Angeles, CA...spent the entire **2019** season on the IL, making 3 rehab starts in the regular season and 2 in the Postseason.

2016-17

- Made 14 starts for Greenville (A) and Lowell (A) in **2017**, going a combined 3-0 with a 5.69 ERA (34 ER, 55.1 IP) with 72 SO against 30 BB...named South Atlantic League Pitcher of the Week for July 31-Aug. 6.
- Made his professional debut in **2016** with 2 starts for the Gulf Coast League Red Sox (R) and 1 for (Lowell (A), allowing 3 ER across 6.2 IP (2.70 ERA) and striking out 10 of the 29 batters he faced.

JAY GROOME CAREER PITCHING

Season	Team	League	W	L	ERA	G	GS	CG	SV	SVO	IP	H	R	ER	HR	HB	BB	SO	WHIP	AVG	AB	WP	GDP	TBF	NP/S
2016	G-RSX	ROK	0	0	2.25	2	2	0	0	0	4.0	3	1	1	0	0	0	8	0.75	.200	15	0	0	16	34/34
2016	LOW	A(Short)	0	0	3.38	1	1	0	0	0	2.2	0	1	1	0	0	4	2	1.50	.000	9	0	0	13	56/28
2016	2 Teams	Minors	0	0	2.70	3	3	0	0	0	6.2	3	2	2	0	0	4	10	1.05	.125	24	0	0	29	90/62
2017	LOW	A(Short)	0	2	1.64	3	3	0	0	0	11.0	5	4	2	0	1	5	14	0.91	.132	38	1	0	44	196/119
2017	GVL	A(Full)	3	7	6.70	11	11	0	0	0	44.1	44	34	33	6	3	25	58	1.56	.257	171	1	2	199	832/496
2017	2 Teams	Minors	3	9	5.69	14	14	0	0	0	55.1	49	38	35	6	4	30	72	1.43	.234	209	2	2	243	1028/615
2019	G-RSX	ROK	0	0	0.00	2	2	0	0	0	2.0	2	0	0	0	0	0	3	1.00	.250	8	0	0	8	14/14
2019	LOW	A(Short)	0	0	4.50	1	1	0	0	0	2.0	3	1	1	0	0	1	3	2.00	.300	10	1	0	11	33/20
2019	2 Teams	Minors	0	0	2.25	3	3	0	0	0	4.0	5	1	1	0	0	1	6	1.50	.278	18	1	0	19	47/34
2021	GVL	A+	3	8	5.29	18	18	0	0	0	81.2	76	52	48	12	4	32	108	1.32	.244	311	7	3	351	1318/854
2021	POR	AA	2	0	2.30	3	3	0	0	0	15.2	12	4	4	0	1	4	26	1.02	.211	57	0	0	64	253/172
2021	2 Teams	Minors	5	8	4.81	21	21	0	0	0	97.1	88	56	52	12	5	36	134	1.27	.239	368	7	3	415	1571/1026
2022	POR	AA	3	4	3.52	16	14	0	0	0	76.2	58	33	30	11	6	38	81	1.25	.207	280	3	9	325	1266/760
2022	WOR	AAA	1	1	3.94	3	3	0	0	0	16.0	17	7	7	2	1	7	15	1.50	.274	62	2	1	71	275/177
2022	ELP	AAA	3	2	3.16	10	10	0	0	0	51.1	52	20	18	4	4	19	44	1.38	.267	195	1	8	219	866/541
2022	3 Teams	Minors	7	7	3.44	29	27	0	0	0	144.0	127	60	55	17	11	64	140	1.33	.236	537	6	18	615	2407/1478
2022	2 Teams	AAA	4	3	3.34	13	13	0	0	0	67.1	69	27	25	6	5	26	59	1.41	.268	257	3	9	290	1141/718
2023	ELP	AAA	4	10	8.55	30	30	0	0	0	134.2	171	133	128	25	4	112	137	2.10	.312	548	9	9	669	2660/1527
Career	6 Teams	Minors	19	34	5.56	100	98	0	0	0	442.0	443	290	273	60	24	247	499	1.56	.260	1704	25	32	1990	7803/4742

CAREER TRANSACTIONS

OPTIONS USED: 3/4

2016 Signed by BOS as a first round selection (12th overall) in the First-Year Player Draft, July 2

2022 Acquired by SD from BOS in exchange for Eric Hosmer, Max Ferguson, Corey Rosier and cash considerations, August 2



NICK HERNANDEZ

NRI

Height: 6-1 Bats: R
Weight: 222 Throws: R

nicholasher14
 @nicholasher36

48

RHP

Full Name	Nicholas Cody Hernandez
Date of Birth	December 30, 1994 in Missouri City, Texas
Current Residence	Missouri City, Texas
2024 Opening Day Age	29
MLB Service Time	0.021
How Obtained	Signed as a minor league free agent on January 26, 2024
Contract Status	Signed through 2024

QUICK HITS

- Re-signed with the Padres on a minor league deal for 2024 after spending the majority of 2023 between Double-A San Antonio and Triple-A El Paso.
- Made his MLB Debut with the Padres in September 2023 with relief outings vs. LAD (Sept. 12) and COL (Sept. 18).
- Converted 30 of his 39 minor league save opportunities from 2016-23, posting an 11.5 SO/9 IP ratio while limiting hitters to a .225 AVG in save situations.
- Drafted in the 8th round by HOU in the 2016 First-Year Player Draft, he made 164 appearances (1 start) in the Astros' farm system from 2016-22, posting a 2.90 ERA with a .182 opponents' batting average.
- Played 2 seasons at Alvin Community College (TEX) before playing 1 season at the University of Houston, where he was named to the American Athletic Conference First Team as a relief pitcher and became the 6th Cougar all-time to notch 10+ saves in a single season with 11 in 2016.

2023 SEASON

- In his 1st season with the Padres organization, split the majority of the campaign between San Antonio (AA) and El Paso (AAA) before making his ML debut with the Padres in September.
- Had his contract selected on Sept. 11 and made 2 appearances for SD on Sept 12 @ LAD (2.0 IP, H, 2 ER, 3 SO) and Sept 18 vs. COL (1.0 IP, 2 H, 2 ER, 2 SO)...optioned back to ELP on Sept. 22.
- Started '23 with the Missions, posting a 3.18 ERA (10 ER, 28.1 IP) in 24 relief app and converted 6 SV in 8 SVO... converted all 5 of his SVO and was scoreless in 12 of his 13 appearances (0.68 ERA) from May 16-June 23 before being promoted to the Chihuahuas on June 28.
- Allowed 6 ER across his first 2 Triple-A appearances before posting a 15.1 scoreless-inning streak from July 4-Aug. 9...allowed runs in 7 of his final 9 app. (6.14 ERA) for the Chihuahuas from Aug. 12-Sept. 23.
- Tossed 2.0+ IP on 28 occasions, posting a 1.93 ERA (6 ER, 28.0 IP) in those outings.

ACCOLADES

MiLB.com Organization All-Star (2021, HOU)

Carolina League Mid-Season All-Star (2017, Buies Creek)

2022

- In his final season with HOU, 48 of his 51 appearances came with Triple-A Sugar Land while also posting 3 hitless/scoreless appearances for Double-A Corpus Christi.
- Posted career highs in appearances (51), IP (64.0) and strikeouts (85).
- Began the season with Sugar Land and made 4 appearances (2 ER, 6.1 IP) before being transferred to Corpus Christi on April 20, where he did not allow a hit or a run across 3 outings (4.1 IP), striking out 8 while walking 1...transferred back to Sugar Land on May 2, where he remained for the balance of the season.
- Overall with Sugar Land, he went 5-5 with a 3.92 ERA (26 ER, 59.2 IP) with a 77-to-30 strikeout-to-walk ratio.
- His season ERA jumped from 1.53 to 4.91 after allowing a career-high 7 ER on May 25 at El Paso...proceeded to post scoreless outings in 15 of his next 16 appearances from May 27-July 9, allowing just 6 hits (.085 AVG) and 2 ER (0.81 ERA) with a 12.1 SO/9 IP ratio and a 3-0 record over that span.
- Allowed 1+ ER in 8 of his final 19 outings from July 12-Sept. 27, going 2-2 with a 5.40 ERA (14 ER, 23.1 IP).

2021

- Spent the majority of the campaign with Double-A Corpus Christi while making his Triple-A debut with Sugar Land.
- Allowed 0 earned runs in 25 of his 33 total outings on the season...allowed 1 ER in 7 outings and 2 ER just once.
- Tossed 2.0+ IP in 16 appearances, posting a 1.22 ERA (5 ER, 37.0 IP) in those outings.
- Made the lone start of his professional career on Aug. 14 at Amarillo, tossing 3.0 innings of 1-run ball in CC's 12-6 victory.
- Made his Triple-A debut on Aug. 1 vs. El Paso with 2.0 hitless/scoreless innings while walking 3 in the Skeeters' 3-2 victory...sent back to Corpus Christi on Aug. 2.
- Converted 6 of his 7 save opportunities on the season, allowing just 5 hits (.152 AVG) and 1 ER (0.90 ERA) in save situations.

NICK HERNANDEZ



NRI

2020

- Did not pitch due to the COVID-19 pandemic.

2019

- Began the season with Single-A Fayetteville and posted a 5.87 ERA across 5 appearances before being promoted to Double-A Corpus Christi on May 30, where he went 2-3 with 1 SV and a 3.42 ERA in 18 appearances.
- 4 of his 5 ER for Fayetteville came in his 2nd outing of the season on May 13 vs. Salem.
- Scoreless and allowed just 2 hits across his first 6 app for FAY from May 31-July 22...missed nearly a month on the 7-day IL from June 17-July 14.

2018

- Did not pitch in 2018.

2017

- Made his Double-A debut in 2017 after beginning the season with High-A Buies Creek, where he earned Carolina League Mid-Season All-Star honors and was named an MiLB.com Organization All-Star for HOU.
- Converted a career-high 10 of his 11 SVO on the season, allowing 2 ER (1.50 ERA) on 8 hits (.178 AVG).
- Posted a 22.0 scoreless-inning streak from April 29-July 2, converting all 7 of his SVO in that stretch with a .111 opp. AVG.
- Tossed a career-high 4.0 IP with 4.0 perfect frames on June 27 with 7 strikeouts in Buies Creek's 6-5, 15-inning defeat.
- Promoted to Double-A Corpus Christi on July 6, where he allowed 1+ ER in 8 of his 14 outings for a 5.84 ERA, but limited Double-A hitters to a .187 AVG.

2016

- Split his first professional season between Low-A Tri-City and Single-A Quad Cities, posting a combined 1.73 ERA (5 ER, 26.0 IP) while converting 6 of his 8 SVO across 19 app.

NICK HERNANDEZ CAREER PITCHING

Season	Team	League	W	L	ERA	G	GS	CG	SV	SVO	IP	H	R	ER	HR	HB	BB	SO	WHIP	AVG	AB	WP	GDP	TBF	NP/S
2016	TRI	A(Short)	1	1	1.86	15	0	0	6	8	19.1	17	5	4	2	0	5	23	1.14	.227	75	5	0	80	311/204
2016	QC	A(Full)	0	1	1.35	4	0	0	0	0	6.2	10	3	1	0	0	4	7	2.10	.370	27	1	0	32	137/87
2016	2 Teams	Minors	1	2	1.73	19	0	0	6	8	26.0	27	8	5	2	0	9	30	1.38	.265	102	6	0	112	448/291
2017	BC	A(Adv)	0	1	1.59	24	0	0	9	9	34.0	18	6	6	1	2	11	48	0.85	.157	115	4	2	129	541/354
2017	CC	AA	1	2	5.84	14	0	0	1	2	24.2	17	20	16	7	3	15	22	1.30	.187	91	2	2	109	433/268
2017	2 Teams	Minors	1	3	3.38	38	0	0	10	11	58.2	35	26	22	8	5	26	70	1.04	.170	206	6	4	238	974/622
2019	FAY	A(Adv)	0	1	5.87	5	0	0	0	0	7.2	6	6	5	0	0	4	12	1.30	.231	26	1	0	32	133/83
2019	CC	AA	2	3	3.42	18	0	0	1	2	23.2	19	11	9	2	4	13	25	1.35	.218	87	1	2	107	467/293
2019	2 Teams	Minors	2	4	4.02	23	0	0	1	2	31.1	25	17	14	2	4	17	37	1.34	.221	113	2	2	139	600/376
2021	CC	AA	3	1	1.67	32	1	0	6	7	54.0	28	15	10	5	3	28	68	1.04	.152	184	2	2	218	912/583
2021	SUG	AAA	0	0	0.00	1	0	0	0	0	2.0	0	0	0	0	0	3	1	1.50	.000	6	0	0	9	37/20
2021	2 Teams	Minors	3	1	1.61	33	1	0	6	7	56.0	28	15	10	5	3	31	69	1.05	.147	190	2	2	227	949/603
2022	CC	AA	0	0	0.00	3	0	0	0	0	4.1	0	0	0	0	0	1	8	0.23	.000	13	0	0	14	65/43
2022	SUG	AAA	5	5	3.92	48	0	0	0	2	59.2	38	32	26	8	3	30	77	1.14	.179	212	3	3	246	1060/644
2022	2 Teams	Minors	5	5	3.66	51	0	0	0	2	64.0	38	32	26	8	3	31	85	1.08	.169	225	3	3	260	1125/687
2023	SA	AA	3	1	3.18	24	0	0	6	8	28.1	22	10	10	1	0	8	43	1.06	.210	105	0	2	114	445/304
2023	ELP	AAA	2	0	4.41	23	0	0	1	1	32.2	26	18	16	3	2	13	39	1.19	.217	120	0	0	137	569/373
2023	SD	MLB	0	0	12.00	2	0	0	0	0	3.0	3	4	4	1	2	4	5	2.33	.250	12	0	0	18	81/46
2023	2 Teams	Minors	5	1	3.84	47	0	0	7	9	61.0	48	28	26	4	2	21	82	1.13	.213	225	0	2	251	1014/677
Career	SD	MLB	0	0	12.00	2	0	0	0	0	3.0	3	4	4	1	2	4	5	2.33	.250	12	0	0	18	81/46
Career	7 Teams	Minors	17	16	3.12	211	1	0	30	39	297.0	201	126	103	29	17	135	373	1.13	.189	1061	19	13	1227	5110/3256

CAREER TRANSACTIONS

OPTIONS USED: 0/3

2016 Signed by HOU as an 8th-round selection in the First-Year Player Draft, June 16

2023 Signed by SD as a minor league free agent, January 27

2024 Signed by SD as a minor league free agent, January 26



KYLE HIGASHIOKA

Height: 6-1 Bats: R
Weight: 204 Throws: R

he-GAH-shi-OH-kah
@khigashioka

20

C

Full Name	Kyle Harris Higashioka
Date of Birth	April 20, 1990 in Huntington Beach, California
Current Residence	Bend, Oregon
2024 Opening Day Age	33
MLB Service Time	5.005
MLB Debut	April 10, 2017 vs. TBR (with NYY)
How Obtained	Acquired from NYY along with Michael King, Randy Vásquez, Jhony Brito and Drew Thorpe in exchange for Juan Soto and Trent Grisham on December 6, 2023
Contract Status	Signed through 2024

QUICK HITS


- Acquired by the Padres on December 6, 2023, in the 7-player trade that sent OFs Juan Soto and Trent Grisham to the Yankees, where he was the longest tenured player in the organization.
- Drafted in the 7th round of the 2008 First-Year Player Draft by the Yankees, he made his MLB debut in 2017 after spending parts of 10 seasons in the minors.
- Matched NYY club record for the longest gap from draft to debut by a player drafted by and debuting with the Yankees. Shares the record with INF George Zeber, who was chosen in the 5th round of the 1968 First-Year Player Draft and made his debut for the team in 1977.
- Made four consecutive Opening Day rosters (2020-23).
- Has hit 10 HR in each of the last 3 seasons, becoming one of 10 catchers in Yankees history to hit double-digit home runs in at least three seasons (min. 50% games at C), joining Yogi Berra (15), Jorge Posada (12), Bill Dickey (9), Gary Sánchez (6), Thurman Munson (6), Elston Howard (5), Brian McCann (3), Mike Stanley (3) and Matt Nokes (3).
- Caught Domingo Germán's perfect game on June 28, 2023 at OAK and Corey Kluber's no-hitter on May 19, 2021 at TEX, becoming the 3rd Yankee to catch multiple no-hitters, joining Yogi Berra (3) and Joe Girardi (2). According to Elias, he became the 60th catcher in ML history to catch multiple no-hitters and the 13th to catch both a perfect game and no-hitter.

2023 SEASON

- Hit .236 (57-for-242) with 24 runs, 13 2B, 10 HR, 34 RBI and 14 BB in 92 games with the Yankees...set career highs in games, hits, doubles, RBI and tied his career high in HR.
- Recorded a career-high-tying 3 hits five times: May 28 vs. SD, July 9 vs. CHC, July 29 at BAL, Aug. 11 at MIA and Sept. 12 at BOS (G1)...recorded just five such games over six seasons from 2017-22.
- Slashed .292/.352/.569 (19-for 65) with 7 runs, 3 2B, 5 HR, 9 RBI and 6 BB over 29 games vs. the AL East...five of his 10 HR came against AL East opponents.
- From April 2-June 13, slashed .370/.452/.444 (10-for-27) with 2 doubles, 11 RBI and 4 BB with RISP.

- Made his season debut on April 2 vs. SF and hit a solo HR in the fourth inning.
- Hit safely in 10 of 13 games from April 15-May 15...reached base in 11 of those games.
- Recorded multiple hits in consecutive games with a PA from May 28-29 for the third time in his career (also: 2G from Oct. 1-March 22 and Aug. 4-July 19).
- Tied his career high with 3 hits on May 28 vs. SD...his RBI in the 8th inning marked his 100th career RBI...also became just the 3rd Yankee in the last 8 years (since 2016) to record multiple extra-base hits in an inning...joined Gleyber Torres (2 HR in the 8th inning on Sept. 21, 2022 vs. PIT) and DJ LeMahieu (2 2B in the 7th inning on June 3, 2019 against BOS at London Stadium).
- Slashed .414/.433/.517 (12-for-29) with 4 R, 3 2B, 6 RBI and 1 BB in 11 games from May 28-June 16...recorded multiple hits in 4 of 7 starts from May 28-June 13.
- Hit .283 (30-for-106) with 10 R, 5 2B, 3 HR, 16 RBI and 5 BB over 33 starts from May 28-Aug. 11.
- Was the catcher for Domingo Germán's perfect game on June 28 at OAK...marked the 2nd time he has caught a no-hitter (also Corey Kluber's no-hitter on May 19, 2021 at TEX)...became the 3rd Yankee to catch multiple no-hitters, joining Yogi Berra (3) and Joe Girardi (2)...according to Elias, he became the 60th catcher in Major League history to catch multiple no-hitters and the 13th catcher to catch both a perfect game and no-hitter.
- On July 29 @ BAL, hit his 6th HR of the year, which measured at 428 ft, matching the longest HR hit of his career (also: 428 ft HR on Sept. 16, 2020 vs. TOR).
- Hit his first career pinch-hit HR on Aug. 8 @ CWS with a 2-run HR in the 8th inning...marked the Yankees' only pinch-hit HR in 2023 and the 1st by a Yankee since Anthony Rizzo on June 19, 2022 @ TOR.
- Nine of his final 17 hits (5 2B, 4 HR) went for extra-bases (Aug. 8-Oct. 1).
- Reached base a career-high 4 times and tied his career high in hits on Aug. 11 at Miami (3-for-4, 1 R, 2 RBI, 1 BB).
- Hit 3 HR in a 7-game span from Aug. 20-29.
- Hit his career-high-tying 10th HR of the season on Aug. 29 @ DET...became the 10th catcher in NYY franchise history to hit double-digit HRs in 3 seasons (min. 50% games at C)... joined Yogi Berra (15), Jorge Posada (12), Bill Dickey (9), Gary Sánchez (6), Thurman Munson (6), Elston Howard (5), Brian

KYLE HIGASHIOKA



McCann (3), Mike Stanley (3) and Matt Nokes (3).

- Recorded his 1st career walk-off hit on Sept. 10 vs. MIL with a 2B in the 13th inning (1- for-2, 1 2B, 1 RBI)...had entered the game as a defensive replacement at C in the 10th.
- Played for Team USA in the World Baseball Classic, where he appeared in 3 games (did not bat).

2022

- Batted .227 (52-for-229) with 27 R, 7 2B, 10 HR, 31 RBI and 12 BB in 83 games with the Yankees...set career highs in games played, runs scored, hits and RBI...matched his career high with 10 HR (also: 2021).
- Hit 10 HR and 26 RBI over his final 43 starts of the season after not hitting a HR with just 5 RBI in his 1st 29 starts.
- His 3.54 catcher's ERA was the sixth-lowest in the AL and 9th-lowest in the Majors.
- Recorded a career-high-tying 3 hits 4 times in 2022...had 1 such game over his first 5 seasons from 2017-21 (once in 2020).
- Made his first career Opening Day start at catcher on April

8 vs. BOS.

- Was placed on the COVID-19 IL from May 22-24...missed 3 team games.
- On June 12 vs. CHC, recorded his 4th career-multi HR game and collected a career-high-tying 3 hits...it marked his 1st 3-hit game since Sept. 16, 2020 vs. TOR (3 HR) and it marked his 1st multi-HR game since April 12, 2021 at TOR in Dunedin (2 HR)...hit a solo HR in the 3rd inning and a solo HR in the 8th inning...hit his 2nd HR off a 35.1 mph pitch from INF Frank Schwindel, the slowest pitch in which a HR was hit in the Statcast Era (since 2015).
- Recorded his 100th career hit on Aug. 3 vs. SEA with a 7th-inning, 2-run HR.

POSTSEASON: With the Yankees, appeared in 3 Postseason games (2 starts), going 0-for-6 with 1 BB.

2021

- Hit .181 (35-for-193) with 20 R, 10 2B, 10 HR, 29 RBI and 17 BB in 67 games with the Yankees...set career highs in 2B, HR and BB.

KYLE HIGASHIOKA

- His 3.38 catchers' ERA was the lowest in the AL and 6th-lowest in the Majors (min. 350.0 innings caught).
- Walked 17 times in 67 games after not collecting a walk in his previous 2 seasons (34 games from 2019-20) and just 8 BB in 72 games over his first 4 seasons from 2017-20.
- Posted a 3.26 catcher's ERA with RHP Gerrit Cole on the mound during the regular season (59 ER, 163.0IP)...was the 8th-lowest catcher's ERA behind any pitcher in the Majors in 2021 (min. 125.0 IP caught with that pitcher).
- Drew 10 BB in his first 22 games of the season after collecting only 8 BB in 72 games over his first 4 seasons.
- Recorded his third career multi-HR game on April 12 at TOR, his first since Sept. 16, 2020 vs. TOR (3 HR)...hit a game-winning 2-run HR in the fifth and a solo HR in the 8th...his 5th-inning HR was the first go-ahead hit of his career...according to STATS, was the first catcher in MLB history to have three multi-HR games within his first 12 career HR.
- Set a new career high in HR with his 5th HR of the season on a game-tying solo HR off Max Scherzer in the 3rd inning on May 8 vs. WSH (previous: 4HR in 2020).
- Caught Corey Kluber's no-hitter on May 19 @ TEX...according to Elias, his 93 career games prior to catching the no-hitter marked the second-fewest career regular-season appearances prior to a no-hit effort, trailing Jorge Posada's 92 career games catching David Wells' perfect game.
- Was placed on the COVID-19 injured list on July 16 and was reinstated on July 27...missed 9 team games.

POSTSEASON: Was the starting catcher for the Yankees in the AL Wild Card @ BOS, going 0-for-2 before being removed for a pinch hitter in the 8th inning.

2020

- Hit .250 (12-for-48) with 7R, 1 2B, 4 HR and 10 RBI in 16 games with the Yankees...spent the entire COVID-shortened season at the Major League level for the first time in his career...all of his 10 RBI came in his final 8 games.
- Missed 22 games on the 10-day injured list with a right oblique strain from Aug. 8 to Sept. 1 (retro Aug. 6).
- On Sept. 16 vs. TOR, was the first Yankee with a 3 HR game since DH Gary Sánchez on April 7, 2019 @ BAL...was the 3rd Yankee in franchise history to hit 3 HR in a game as a catcher, joining Bill Dickey (July 26, 1939 vs. STL and Mike Stanley on Aug. 10, 1995 vs. Cleveland (Game 1))...overall, was the 23rd player in Yankee franchise history to hit at least 3 HR in a regular season game (32nd time)...was the first Yankee to hit 3 HR in a game as the No. 9 hitter and just the 6th to do so in Major League history (first since MIN's Eddie Rosario on June 13, 2017 vs. SEA)...marked his 2nd career multi-HR game (also 2 HR on Aug. 7, 2019 @ BAL).
- All of his 4 HR in 2020 came over a 4-game span from Sept. 11 (G. 1) - 16.

POSTSEASON: Started 5 of the Yankees' 7 postseason games at catcher, hitting .278 (5-for-18) with 2 R, 1 HR, 2 RBI

and 1 BB in his first career postseason games...made his postseason debut in AL Wild Card Series Game 1 @ CLE on Sept. 29, starting behind the plate and going 1-for-5.

- Hit a game-tying solo HR in the 5th inning of ALDS Game 1 @ TB at Petco Park, his first career postseason HR (2-for-4, 2 R, 1 HR, 1 RBI, 1 BB)...with his HR from the No. 9 spot and Clint Frazier homering from the No. 8 spot in the lineup, became the first Yankee duo to homer in the No. 8 and 9 spots in the lineup in the same postseason game.

2019

- Hit .214 (12-for-56) with 8 R, 5 2B, 3 HR and 11 RBI in 18 games over 3 stints with the Yankees (April 12-23, July 24-Aug. 9 and Sept. 8-29), making 14 starts at catcher.
- Notched his first career multi-XBH game on Aug. 4 vs. BOS, connecting with doubles in the 2nd and 3rd innings...had 4 2B in 46 career games coming into the day.
- Collected his first career multi-HR game and set a career high with 5 RBI on Aug. 7 at BAL...had never had more than 2 RBI in a game entering the night.
- In 70 G with Triple-A Scranton/Wilkes-Barre, slashed .278/.348/.581 (67-for-241) with 42 R, 13 2B, 20 HR and 56 RBI...ranked 5th among NYY minor leaguers in home runs.

2018

- Hit .167 (12-for-72) with 6 R, 2 2B, 3 HR and 6 RBI in 29 games (20 starts at C) over 2 stints with the Yankees (June 25- July 19 and July 24- Sept. 30).
- On July 1 vs. BOS, hit a solo HR off David Price—the first hit and HR of his Major League career, snapping an 0-for-22 stretch to begin his career, the longest drought by a Yankee to start his career since RHP Hal Reniff (0-for-25 from 1961-64).
- Was the first Yankee to homer for his first Major League hit since Tyler Austin and Aaron Judge hit back-to-back HRs in their first PAs on Aug. 13, 2016 vs. TB...was the first Yankee to homer against BOS for his first MLB hit since Andy Phillips on Sept. 26, 2004 at Fenway Park.
- With solo HRs on July 1, July 3 and July 4, became the 2nd Yankee in franchise history to have his first 3 Major League hits go for HRs, joining Alfonso Soriano (first 3 H were HRs from Sept. 24, 1999-April 9, 2000)...was the first Major Leaguer whose first three Major League hits were HRs since Colorado's Trevor Story in April 2016 (first 4 H were HRs).
- In 53 games with Triple-A Scranton/Wilkes-Barre, hit .202 (38-for-188) with 16 R, 10 2B, 5 HR and 22 RBI.

POSTSEASON: Was on the Yankees' AL Wild Card Game roster, but did not play.

2017

- In 9 games (5 GS at C) between 2 stints with the Yankees

KYLE HIGASHIOKA



(April 9-May 5, June 16-18), did not record a hit in 18 AB (2 R, 2BB).

- Made his Major League debut as a 9th-inning defensive replacement at catcher on April 10 vs. Tampa Bay (did not bat)...was the first Yankee to make his Major League debut at catcher since Austin Romine on Sept. 11, 2011 @ LAA.
- Made his first ML start at catcher on April 12 vs. TB, going 0-for-4 with 1 R...was behind the plate for LHP Jordan Montgomery's Major League debut that day, the first Yankees battery to each make their first career starts in the same game since RHP Jorge De Paula and C Michel Hernández on Sept. 26, 2003 vs. BAL (G2).
- In 14 games with Triple-A Scranton/Wilkes-Barre, hit .264 (14-for-53) with 5 R, 4 2B, 2 HR and 11 RBI.
- Missed nearly half the season with 3 stints on the minor league IL...appeared with Short-Season Single-A Staten Island and Rookie-level Pulaski as part of rehab assignments.
- Following the season, was tabbed by *Baseball America* as the Yankees' "Best Defensive Catcher."

2016

- Combined with Double-A Trenton and Triple-A Scranton/Wilkes-Barre to hit .276 (102-for-370) with 55 R, 24 2B, 21 HR and 81 RBI in 102 games...entered the season with just 30 HR in 411 career minor league games and his previous single-season career high was 8 HR in 2011.
- Caught 30.2% of potential base stealers (29-of-96)...among Yankees farmhands, tied Chris Gittens for the lead in HR (21) and ranked 3rd in RBI (81).
- Began the season with Double-A Trenton, batting .293 (65-for-222) with 31 R, 15 2B, 11 HR and 51 RBI in 63 games...was named an Eastern League Mid-Season All-Star.
- Also played for Scranton/WB, hitting .250 (37-for-148) with 24 R, 9 2B, 10 HR and 30 RBI in 39 games...combined between Trenton and Scranton/WB to hit .420 (29-for-69) with 21 R, 8 2B, 9 HR and 32 RBI in 18 games in June.
- Was added to the 40-man roster on Nov. 4, 2016.

2015

- With Single-A Tampa and Triple-A Scranton/Wilkes-Barre combined to hit .250 (81-for-324) with 27 R, 19 2B, 2 3B, 5 HR and 37 RBI in 93 games...threw out 40-for-136 potential base stealers (29.4%).
- Began the season with Tampa, batting .254 (78-for-307) with 25 R, 18 2B, 2 3B, 5 HR and 36 RBI in 88 games and was named a Florida State League Mid-Season All-Star.
- Was promoted to Scranton/WB on Sept. 1 and hit .176 (3-for-17) with 2 R, 1 2B and 1 RBI in 5 games.
- After becoming a free agent in November, re-signed with the Yankees to a minor league contract on Nov. 18, 2015.

2014

- Split time with the GCL Yankees 1 and Single-A Tampa... combining to hit .224 (11-for-49) with 8 R, 4 2B, 1 HR, 3 RBI and 7 BB in 17 games...caught 6-of-24 (25.0%) potential base stealers.
- Started the season with the GCL Yankees 1 and hit .217 (5-for-23) with 3 R, 1 2B, 1 RBI and 3 BB in 8 games.
- Was transferred to Tampa on Aug. 5 and batted .231 (6-for-26) with 5 R, 3 2B, 1 HR, 2 RBI and 4 BB in 9 games.
- Following the season, hit .409 (9-for-22) with 4 R, 3 2B, 1 HR and 2 RBI in 6 games with the AFL's Scottsdale Scorpions.

2008-13

- In **2013**, appeared in 7 games with Double-A Trenton and batted .320 (8-for-25) with 1R, 3 2B, 1 HR and 5 RBI...threw out 4-of-16 (25.0%) potential base stealers.
- Split the **2012** season between Single-A Tampa and Double-A Trenton...combining to hit .170 (25-for-147) with 14 R, 5 2B, 6 HR and 23 RBI in 44 games...appeared in 29 games as a catcher and threw out 15-of-34 (44.1%) potential base stealers.
- Spent his **2011** campaign between Single-A Tampa and Single-A Charleston to the tune of a combined .231 (68-for-294) average with 35 R, 16 2B, 8 HR and 29 RBI in 82 games...caught 27-of-73 (37.0%) potential base stealers.
- Played the entirety of the **2010** season with Single-A Charleston, hitting .225 (72-for-320) with 35 R, 18 2B, 6 HR and 24 RBI in 90 games...threw out 27-of-83 (32.5%) potential base stealers.
- In **2009**, with short-season Single-A Staten Island, hit .253 (55-for-217) with 24 R, 11 2B, 2 HR and 32 RBI in 60 games... caught 19-of-75 (25.3%) potential base stealers.
- Made his professional debut with the GCL Yankees in **2008**, batting .261 (12-for-46) with 5 R, 1 2B, 1 HR and 3 RBI in 18 G.

PERSONAL

- Graduated from Edison (Calif.) High School in 2008, where he hit .382 with 7 HR and 31 RBI as a senior and earned All-County honors...was selected as the starting catcher for the 2008 Orange County All-Star South team...was the 2006 All-Sunset League "Rookie of the Year".
- Was named a recipient of the Thurman Munson Award in February 2023.
- Partnered with the Special Operations Warrior Foundation (SOWF) in 2021 and 2023 to auction game-used gear to support the families of fallen soldiers...SOWF provides support to the surviving children of Special Operations personnel who lose their lives in the line-of-duty and provides grants to severely combat-wounded and hospitalized Special Operations personnel and their

KYLE HIGASHIOKA

families...the raffle has featured Higashioka's game-worn custom Memorial Day spikes, full catchers gear and mask, commemorative, game-used Armed Forces Day and Team USA gear and other specialty game-worn items from the Memorial Day weekend series.

- Was named the Yankees' nominee for the 2021 Roberto Clemente Award, his first career nomination...the Roberto Clemente Award is the annual recognition of a Major League player who best represents the game of baseball through extraordinary character, community involvement, philanthropy and positive contributions, both on and off the field.

- Is an avid supporter of the MLB Urban Youth Academy in Compton, California — which he is a proud alumni of.
- Following the 2021 season, was tabbed by the New York Chapter of the BBWAA as the winner of the Ben Epstein/Dan Castellano "Good Guy" Award.

KYLE HIGASHIOKA CAREER BATTING

Season	Team	League	AVG	G	AB	R	H	2B	3B	HR	RBI	BB	SO	SB	CS	OBP	SLG	OPS	PA	HBP	SAC	SF	GDP
2008	G-YAN	ROK	.261	18	46	5	12	1	0	1	3	2	8	0	0	.300	.348	.648	50	1	0	1	3
2009	SI	A(Short)	.253	60	217	24	55	11	0	2	32	26	31	0	1	.333	.332	.665	247	1	1	2	6
2010	CSC	A(Full)	.225	90	320	35	72	18	0	6	24	31	64	0	2	.303	.338	.641	359	5	2	1	9
2011	CSC	A(Full)	.223	36	130	14	29	6	0	4	13	9	19	0	0	.280	.362	.642	144	2	1	2	5
2011	TAM	A(Adv)	.238	46	164	21	39	10	0	4	16	14	22	1	0	.300	.372	.672	180	1	0	1	5
2011	2 Teams	Minors	.231	82	294	35	68	16	0	8	29	23	41	1	0	.291	.367	.658	324	3	1	3	10
2012	TAM	A(Adv)	.185	37	124	13	23	5	0	6	21	10	34	1	1	.243	.371	.614	139	0	2	2	7
2012	TRN	AA	.087	7	23	1	2	0	0	0	2	2	8	0	0	.154	.087	.241	26	0	0	1	0
2012	2 Teams	Minors	.170	44	147	14	25	5	0	6	23	12	42	1	1	.228	.327	.555	165	0	2	3	7
2013	TRN	AA	.320	7	25	1	8	3	0	1	5	0	5	0	0	.320	.560	.880	26	0	1	0	2
2014	G-YAI	ROK	.217	8	23	3	5	1	0	0	1	3	7	0	0	.296	.261	.557	27	0	0	1	0
2014	TAM	A(Adv)	.231	8	26	5	6	3	0	1	2	4	4	0	0	.323	.462	.785	31	0	0	1	1
2014	2 Teams	Minors	.224	16	49	8	11	4	0	1	3	7	11	0	0	.310	.367	.677	58	0	0	2	1
2015	TAM	A(Adv)	.254	88	307	25	78	18	2	5	36	22	49	0	0	.305	.375	.680	331	1	0	1	3
2015	SWB	AAA	.176	5	17	2	3	1	0	0	1	0	4	0	0	.176	.235	.411	17	0	0	0	0
2015	2 Teams	Minors	.250	93	324	27	81	19	2	5	37	22	53	0	0	.299	.367	.666	348	1	0	1	3
2016	TRN	AA	.293	63	222	31	65	15	0	11	51	26	42	0	1	.355	.509	.864	256	0	0	8	7
2016	SWB	AAA	.250	39	148	24	37	9	0	10	30	12	31	0	1	.306	.514	.820	160	0	0	0	3
2016	2 Teams	Minors	.276	102	370	55	102	24	0	21	81	38	73	0	2	.337	.511	.848	416	0	0	8	10
2017	PUL	ROK	.800	2	5	3	4	1	0	3	4	1	0	0	0	.714	2.800	3.514	7	0	0	1	0
2017	SI	A(Short)	.438	5	16	7	7	2	0	4	8	2	5	0	0	.500	1.313	1.813	18	0	0	0	0
2017	SWB	AAA	.264	14	53	5	14	4	0	2	11	4	7	0	0	.316	.453	.769	57	0	0	0	0
2017	NY Yankees	MLB	.000	9	18	2	0	0	0	0	2	6	0	0	0	.100	.000	.100	20	0	0	0	0
2017	3 Teams	Minors	.338	21	74	15	25	7	0	9	23	7	12	0	0	.390	.797	1.187	82	0	0	1	0
2018	SWB	AAA	.202	53	188	16	38	10	1	5	22	17	44	2	0	.276	.346	.622	211	3	0	2	5
2018	NY Yankees	MLB	.167	29	72	6	12	2	0	3	6	6	16	0	0	.241	.319	.560	79	1	0	0	2
2019	SWB	AAA	.278	70	241	42	67	13	0	20	56	24	53	0	0	.348	.581	.929	270	3	0	2	7
2019	NY Yankees	MLB	.214	18	56	8	12	5	0	3	11	0	26	0	0	.211	.464	.675	57	0	0	1	1
2020	NY Yankees	MLB	.250	16	48	7	12	1	0	4	10	0	11	0	0	.250	.521	.771	48	0	0	0	0
2021	NY Yankees	MLB	.181	67	193	20	35	10	0	10	29	17	59	0	0	.246	.389	.635	211	0	0	1	4
2022	NY Yankees	MLB	.227	83	229	27	52	7	0	10	31	12	52	0	1	.264	.389	.653	248	1	2	4	5
2023	NY Yankees	MLB	.236	92	242	24	57	13	0	10	34	14	74	0	0	.274	.413	.687	260	0	1	3	5
Career	NY Yankees	MLB	.210	314	858	94	180	38	0	40	121	51	244	0	1	.253	.394	.647	923	2	3	9	17
Career	7 Teams	Minors	.246	656	2295	277	564	131	3	85	338	209	437	4	6	.310	.417	.727	2556	17	7	26	63

KYLE HIGASHIOKA



WILD CARD

Season	Team	League	AVG	G	AB	R	H	2B	3B	HR	RBI	BB	SO	SB	CS	OBP	SLG	OPS	PA	HBP	SAC	SF	GIDP
2020	NY Yankees	MLB	.200	1	5	0	1	0	0	0	0	0	1	0	0	.200	.200	.400	5	0	0	0	0
2021	NY Yankees	MLB	.000	1	2	0	0	0	0	0	0	0	2	0	0	.000	.000	.000	2	0	0	0	0
Career	NY Yankees	MLB	.143	2	7	0	1	0	0	0	0	0	3	0	0	.143	.143	.286	7	0	0	0	0

DIVISION SERIES

Season	Team	League	AVG	G	AB	R	H	2B	3B	HR	RBI	BB	SO	SB	CS	OBP	SLG	OPS	PA	HBP	SAC	SF	GIDP
2020	NY Yankees	MLB	.308	4	13	2	4	0	0	1	2	1	2	0	0	.357	.538	.895	14	0	0	0	0
2022	NY Yankees	MLB	.000	2	3	0	0	0	0	0	0	0	1	2	0	.250	.000	.250	4	0	0	0	0
Career	NY Yankees	MLB	.250	6	16	2	4	0	0	1	2	2	4	0	0	.333	.438	.771	18	0	0	0	0

LEAGUE CHAMPIONSHIP SERIES

Season	Team	League	AVG	G	AB	R	H	2B	3B	HR	RBI	BB	SO	SB	CS	OBP	SLG	OPS	PA	HBP	SAC	SF	GIDP
2022	NY Yankees	MLB	.000	1	3	0	0	0	0	0	0	0	3	0	0	.000	.000	.000	3	0	0	0	0
Career	NY Yankees	MLB	.000	1	3	0	0	0	0	0	0	0	3	0	0	.000	.000	.000	3	0	0	0	0

POSTSEASON (COMBINED)

Season	Team	League	AVG	G	AB	R	H	2B	3B	HR	RBI	BB	SO	SB	CS	OBP	SLG	OPS	PA	HBP	SAC	SF	GIDP
2020	NY Yankees	MLB	.278	5	18	2	5	0	0	1	2	1	3	0	0	.316	.444	.760	19	0	0	0	0
2021	NY Yankees	MLB	.000	1	2	0	0	0	0	0	0	0	2	0	0	.000	.000	.000	2	0	0	0	0
2022	NY Yankees	MLB	.000	3	6	0	0	0	0	0	0	1	5	0	0	.143	.000	.143	7	0	0	0	0
Career	NY Yankees	MLB	.192	9	26	2	5	0	0	1	2	2	10	0	0	.250	.308	.558	28	0	0	0	0

CAREER TRANSACTIONS

OPTIONS USED: 3/3

- 2008** Signed by NY Yankees as a 7th-round selection in the First-Year Player Draft, July 21
- 2023** Acquired from NY Yankees along with Michael King, Randy Vásquez, Jhony Brito and Drew Thorpe in exchange for Juan Soto and Trent Grisham, December 6



JAIRO IRIARTE

Height: 6-3 Bats: R
Weight: 223 Throws: R

🎧 HI-roh EAR-ee-ARE-tay

📷 jairo_iriarte15

38

RHP

Full Name	Jairo Alejandro Iriarte Mayora
Date of Birth	December 15, 2001 in La Guaira, Venezuela
Current Residence	La Guaira, Venezuela
2024 Opening Day Age	22
MLB Service Time	0.000
How Obtained	Signed as an international free agent on July 2, 2018
Contract Status	Signed through 2024

QUICK HITS

- On November 14, 2023, the Padres added Iriarte to their 40-man roster, protecting him from the 2023 Rule 5 Draft.
- 2024 marked his 1st Spring Training invitation to Major League camp.
- Has yet to be placed on the Injured List in his minor league career.
- In parts of four minor league seasons, enters 2024 with a 8-18 record in 72 appearances (50 starts) with a 5.03 ERA (138 ER, 247.0 IP) and 292 strikeouts against 114 walks.
- Entered 2024 ranked as the Padres' No. 8 prospect by MLB Pipeline and No. 9 by *Baseball America*.

2023 SEASON

- Split the season between Fort Wayne (A) and San Antonio (AA), working primarily as a starter (21 starts in 27 total appearances)...he pitched to a 3.49 ERA (35 ER, 90.1 IP) while posting career bests in strikeouts (128), appearances (27), starts (21), opponents' average (.216) pitches thrown (1,563) and strikes thrown (969).
- Fanned almost a third of opposing hitters but walked nearly 12 percent of batters faced (128 SO in 385 batters faced with 45 walks allowed).
- Began the season in FW, where he had a 3.10 ERA (21 ER, 61.0 IP) in 14 appearances (all starts)...he struck out 77 batters and allowed 28 walks.
- Was promoted to SA on July 14, and in 13 appearances (seven starts) at the Double-A level, he held opposing bats to a .198 clip...owned a 4.30 ERA (14 ER, 29.1 IP) with the Missions with 51 punchouts against 17 walks allowed
- Allowed just 4 home runs to the 385 batters he faced.
- On November 14, 2023, the Padres added Iriarte to their 40-man roster, protecting him from the 2023 Rule 5 Draft.
- Finished the season ranked as the Padres' No. 6 overall prospect by MLB Pipeline.

2022

- Spent the entire campaign with Lake Elsinore (A), going 4-7

ACCOLADES

Midwest League Pitcher of the Week (May 21, 2023, Fort Wayne)

- in 21 appearances (18 starts) with a 5.12 ERA (52 ER, 91.1 IP).
- Struck out 109 batters but walked 42...faced a career-most 409 batters.

2019-21

- Split the **2021** season between ACL Padres (R) and Lake Elsinore, combining for 12 appearances (six starts) with a 11.40 ERA (38 ER, 30.0 IP)...began the year with the ACL Padres and was promoted to LE on August 6...was re-assigned back to ACL Padres on August 27, where he finished the season.
- Did not pitch during the Pandemic-shortened **2020** season.
- In his first season as a professional in **2019**, appeared in 12 games for the Dominican Summer League Padres (R), posting a 3.31 ERA in 12 appearances (five starts) with 21 strikeouts against 14 walks allowed).

PERSONAL

- Grew up in La Guaira, Venezuela loving school and baseball...didn't start playing baseball until he was seven years old, however.
- Has two sons, Dereck and Jairel.
- Joined a baseball academy in Venezuela, and at a showcase in 2018, impressed scouts by throwing 19 strikes in 21 pitches at 16 years old.

JAIRO IRIARTE



JAIRO IRIARTE CAREER PITCHING

Season	Team	League	W	L	ERA	G	GS	CG	SV	SVO	IP	H	R	ER	HR	HB	BB	SO	WHIP	AVG	AB	WP	GIDP	TBF	NP/S
2019	D-PAD	ROK	1	2	3.31	12	5	0	0	0	35.1	35	18	13	4	7	14	21	1.39	.259	135	12	3	157	260/178
2021	A-PAD	ROK	0	1	4.71	8	3	0	0	0	21.0	18	12	11	1	1	7	25	1.19	.237	76	5	1	85	166/130
2021	LE	A	0	4	27.00	4	3	0	0	0	9.0	25	27	27	5	3	6	9	3.44	.490	51	5	0	60	227/137
2021	2 Teams	Minors	0	5	11.40	12	6	0	0	0	30.0	43	39	38	6	4	13	34	1.87	.339	127	10	1	145	393/267
2022	LE	A	4	7	5.12	21	18	0	0	0	91.1	83	56	52	13	13	42	109	1.37	.236	351	10	2	409	1519/943
2023	FW	A+	3	3	3.10	14	14	0	0	0	61.0	50	22	21	2	6	28	77	1.28	.224	223	1	4	259	1007/628
2023	SA	AA	0	1	4.30	13	7	0	0	0	29.1	21	15	14	2	3	17	51	1.30	.198	106	1	2	126	556/341
2023	2 Teams	Minors	3	4	3.49	27	21	0	0	0	90.1	71	37	35	4	9	45	128	1.28	.216	329	2	6	385	1563/969
Career	5 Teams	Minors	8	18	5.03	72	50	0	0	0	247.0	232	150	138	27	33	114	292	1.40	.246	942	34	12	1096	3735/2357

CAREER TRANSACTIONS

OPTIONS USED: 0/3

2018 Signed by SD as an international free agent, July 2



ALEK JACOB

Height: 6-3 Bats: L
Weight: 199 Throws: R

37

RHP

Full Name	Alek Scott Jacob
Date of Birth	June 16, 1998 in Spokane, Washington
Current Residence	Spokane, Washington
2024 Opening Day Age	25
MLB Service Time	0.087
MLB Debut	July 15, 2023 @ PHI
How Obtained	Signed as a 16th-round selection in the 2021 First Year Player Draft on July 19, 2021
Contract Status	Signed through 2024

QUICK HITS

- Had his contract from Double-A San Antonio on July 7, 2023 after just 74 career minor league appearances (1 start), including just 16 Triple-A appearances during the 2022 campaign.
- In 4 levels of the Padres farm system from 2021-23, owned a 8-1 record, 1.82 ERA (21 ER, 104.0 IP) and a 138-to-25 strikeout-to-walk ratio.
- Retired 9 of his 10 batters faced across his first 3 ML outings, with the only baserunner reached being via a walk (Cavan Biggio on July 18, 2023). Landed on the 15-day IL with right elbow inflammation on July 22 before being transferred to the 60-day IL on Sept. 8.
- Beame the 28th former Gonzaga Bulldog to make the Major Leagues. Enjoyed a 4-year career at Gonzaga in which he was voted WCC Pitcher of the Year his senior season in 2021, leading the conference in wins (8), shutouts (2), strikeouts (112) and ERA (2.52).
- Jacob also collected All-WCC, Collegiate Baseball All-America, and All-West Region honors throughout his time at GU.

2023 SEASON

- Had his contract selected from San Antonio (AA) on July 7 and made 3 hitless, scoreless relief outings from July 15-20 before being placed on the 15-day IL on July 22 (right elbow inflammation)...was transferred to the 60-Day IL on Sept. 8.
- Made his ML debut in the 5th inning of Game 2 of the July 15 doubleheader @ PHI, striking out the 1 hitter he faced (Alec Bohm)...he was the 4th Padre and 3rd SD pitcher to make their ML debut in '23, joining Matt Waldron, Tom Cosgrove and Brett Sullivan.
- On July 18 @ TOR, he struck out 3 of the 7 batters he faced across 2.0 scoreless IP to finish off SD's 9-1 win.
- Retired both of his 2 BF on July 20 @ TOR, including a strikeout of George Springer...retired 9 of his 10 batters faced before landing on the IL, with the only baserunner reached being via a walk (Cavan Biggio on July 18).
- Per Statcast, relied on 4 pitches w/ SD: sweeper (38.3%), sinker (29.8%), 4-seam fastball (19.1%) and changeup (12.8%).
- Was scoreless in 14 of his 18 appearances for the Missions, converting all 5 of his SVO with a 1-1 record, 1.32 ERA (4 ER,

271 IP), a .192 opp. AVG and 10.5 SO/9 IP ratio.

- Posted a 19.2 scoreless-inning streak across his 11 appearances from May 10-June 21, converting all 4 of his SVO and a .197 opp. AVG during the streak.
- Limited Double-A right-handed hitters to a .143 AVG while lefties hit .256.

2022

- Went 5-1 with 4 saves and a 2.68 ERA (17 ER, 57.0 IP) across 43 appearances (1 start) between 3 levels of the Padres minor league system (Single-A Fort Wayne, Double-A San Antonio and Triple-A El Paso).
- Made 4 scoreless appearances (9.0 IP) with Fort Wayne to begin the campaign, earning the winning decision in 3 of the 4 outings while posting a 16-to-0 strikeout-to-walk ratio.
- Promoted to San Antonio on April 25...allowed runs in 3 of his first 4 Double-A appearances before posting a 20.1 consecutive scoreless-inning streak from May 12-July 5.
- The Missions were 13-4 in his 17 appearances, and he converted both of his 2 save opportunities with a 1.40 ERA (4 ER, 25.2 IP), .213 opponents' AVG and 11.2 SO/9 IP ratio.
- Promoted to El Paso on July 7 and allowed just 1 hit and was scoreless across his first 5 career Triple-A outings...including his Double-A scoreless-inning streak, he posted a combined 24.1 consecutive scoreless innings across 18 outings from May 12-July 22...during the scoreless stretch, he limited the opposition to a .131 opponents' AVG and 10.4 SO/9 IP ratio.
- Allowed runs in 7 of his next Triple-A outings from July 24-Aug. 28, posting a 9.31 ERA (10 ER, 9.2 IP) with a .386 AVG against.
- Assigned back to San Antonio on Aug. 30 and was scoreless in 4 of his 6 September outings (3.12 ERA) to close out his campaign.
- Following the season, made 9 relief appearances for Peoria in the Arizona Fall League, going 1-0 with a 3.55 ERA (5 ER, 12.2 IP), posting a 17-to-5 SO/BB ratiowhile allowing just 1 HR.

2021

- Did not allow an earned run in any of his 13 outings in his first professional season between the Arizona Complex League (R) and Single-A Lake Elsinore...his 1 and only

ALEK JACOB



unearned run came in is final outing of the campaign on Sept. 19.

- Made just 1 appearance in AZ for the Rookie-Level Padres on Aug. 3 before making his Single-A debut for Lake Elsinore on Aug. 7...posted a 26-to-2 strikeout-to-walk ratio (12.5 SO/9 IP) for the Storm, limiting Single-A hitters to a .188 AVG...both of his 2 walks came in final 2 outings on Sept. 16 & 19...struck out 23 batters before issuing a walk with the Storm.

PERSONAL

- Jacob is scattered throughout the Gonzaga record book, most notably for pitching the Zags' most recent no-hitter on April 16, 2021 at Pepperdine...later that season, the right-hander rightly blanked the LSU Tigers in the opening game of the Eugene Regional, notching his fourth career complete game and second career shutout as a Zag.

ALEK JACOB CAREER PITCHING

Season	Team	League	W	L	ERA	G	GS	CG	SV	SVO	IP	H	R	ER	HR	HB	BB	SO	WHIP	AVG	AB	WP	GDP	TBF	NP/S
2021	A-PAD	ROK	0	0	0.00	1	0	0	0	0	1.0	2	0	0	0	0	0	3	2.00	.400	5	0	0	5	11/11
2021	LE	A	2	0	0.00	12	0	0	2	2	18.2	12	1	0	0	0	2	26	0.75	.188	64	0	3	67	266/187
2021	2 Teams	Minors	2	0	0.00	13	0	0	2	2	19.2	14	1	0	0	0	2	29	0.81	.203	69	0	3	72	277/198
2022	FW	A+	3	0	0.00	4	0	0	0	0	9.0	4	0	0	0	0	0	16	0.44	.129	31	0	1	31	133/96
2022	SA	AA	1	0	1.83	23	1	0	2	3	34.1	27	8	7	1	4	10	43	1.08	.214	126	1	2	141	598/402
2022	ELP	AAA	1	1	6.59	16	0	0	2	4	13.2	18	10	10	4	2	5	18	1.68	.305	59	0	0	67	293/190
2022	3 Teams	Minors	5	1	2.68	43	1	0	4	7	57.0	49	18	17	5	6	15	77	1.12	.227	216	1	3	239	1024/688
2023	SA	AA	1	0	1.32	18	0	0	5	5	27.1	19	4	4	1	2	8	32	0.99	.192	99	1	2	109	461/299
2023	SD	MLB	0	0	0.00	3	0	0	0	0	3.0	0	0	0	0	0	1	5	0.33	.000	9	0	0	10	47/32
Career	SD	MLB	0	0	0.00	3	0	0	0	0	3.0	0	0	0	0	0	1	5	0.33	.000	9	0	0	10	47/32
Career	5 Teams	Minors	8	1	1.82	74	1	0	11	14	104.0	82	23	21	6	8	25	138	1.03	.214	384	2	8	420	1762/1185

CAREER TRANSACTIONS

OPTIONS USED: 0/3

2021 Signed by SD as a 16th-round selection in the First-Year Player Draft, July 19



BRYCE JOHNSON

NRI

Height: 6-0 Bats: S
Weight: 192 Throws: R

27

OF

Full Name	Bryce Christopher Johnson
Date of Birth	October 27, 1995 in Cypress, Texas
Current Residence	Montgomery, Texas
2024 Opening Day Age	28
MLB Service Time	0.093
MLB Debut	August 3, 2022 @ LAD (w/ SF)
How Obtained	Signed as a 6th-round selection in the 2017 First Year Player Draft on June 21, 2017
Contract Status	Signed through 2024

QUICK HITS

- Joined the Padres on a minor league deal for 2024 after spending the last 7 years (2017-23) in the San Francisco Giants organization.
- Entered 2024 with a .276 minor league career average across 561 games and owns a .991 fielding percentage, committing just 10 errors in 1,113 total chances.
- Appeared in 41 games (17 starts) for the Giants Major League club across the 2022-23 seasons, posting a perfect 1.000 fielding percentage, handling all 43 chances.
- Won a Rawlings MiLB Gold Glove in 2018 with High-A San Jose after going error-less all season long, handling all 251 chances.

2023 SEASON

- Did not play below the Triple-A level for the 3rd consecutive season, making 4 separate stints with the Giants Major League squad throughout the campaign.
- Had his contract selected from Triple-A Sacramento for SF's 2nd game of the season on April 1, entering the contest at Yankee Stadium as a defensive replacement in CF and grounding out in the T-9th in SF's 7-5 win.
- Entered the April 3 game at CWS again as a defensive replacement in the B-8th and hit his first ML home run in the T-9th in SF's 12-3 victory.
- Played in a total of 10 games for SF from April 1-12 and hit .150 (3-for-20) before being placed on the 7-day IL with a concussion.
- Began a rehab assignment with SAC on May 6 before being optioned to SAC on May 7...hit safely in 4 games with the River Cats before being recalled by SF on May 11.
- Remained with the big league club from May 11-June 4, going 4-for-20 at the dish (.200 AVG) before being optioned back to SAC on June 5.
- Hit safely in 10 of his 12 games played for the River Cats at a .294 clip (15-for-51) before being recalled by SF for the 3rd time on June 22.
- Appeared in 5 games for SF from June 22-July 2, going 0-for-3 at the dish with 1 run scored and 2 of his 3 stolen base attempts on the season coming in that span...optioned back to SAC on July 4 before being recalled by SF for the

ACCOLADES

Pacific Coast League Player of the Week (2021, Sacramento)

Rawlings MiLB Gold Glove (2018, San Jose)

Northwest League Post-Season All-Star (2017, Salem-Keizer)

4th and final time on July 18...did not appear in the July 18 game at CIN before being optioned back to SAC the next day on July 19.

- Posted 2 separate 8-game hitting streaks while with SAC (May 6-June 9; .300 AVG and July 6-21; .382 AVG).
- Saw his season AVG jump from .278 to .303 after going a career-best 6-for-6 with 1 HR, 2 RBI, 2 runs scored and 1 SB on Aug. 15 vs. Tacoma.

2022

- Appeared in 11 games with SF at the Major League level in 2022...made his Major League debut on August 3 vs. LAD after his contract was selected from Triple-A Sacramento earlier that day.
- Logged his first ML hit, run and RBI on September 4 vs. PHI.
- Slashed .290/.369/.401 with 11 2B, 4 3B, 5 HR, 36 RBI and 31 SB in 94 games for Triple-A Sacramento while posting a .770 OPS.
- Stole an MiLB career-high-tying 31 bases, which were 6th-most in the PCL in '22...it was his 2nd consecutive season swiping 30+ bases.
- Posted a .989 fielding percentage, committing just 2 errors in 182 total chances.

2021

- Made his Triple-A debut in 2021 and spent the entire campaign with Sacramento.
- Began the campaign with a 5-game hitting streak in the opening week from May 6-10, earning Pacific Coast League Player of the Week honors...collected 4 multi-hit efforts with 2 home runs and a .684 AVG (13-for-19), including a then career-high 5-for-5 at the dish on May 10 at Las Vegas.
- Scored a career-high-tying 4 runs twice (May 15 at Oklahoma City and Aug. 29 at Reno).

BRYCE JOHNSON



2017-20

- Did not play in **2020** due to the COVID-19 pandemic.
- Began the **2019** season with High-A San Jose, hitting .265 (69-for-260) across 68 games before making his Double-A debut with Richmond, where he hit .243 (51-for-210) in 60 games...combined between the 2 stops to post career highs in a variety of offensive categories, including hits (120), 2B (23), BB (63), runs scored (68), games played (128), total bases (172) and at-bats (470).
- Spent the **2018** season at High-A San Jose and swiped a career-high tying 31 bases out of 35 attempts (88.6%).

- Earned Northwest League Post-Season All-Star honors in his first professional season in **2017** for Low-A Salem-Keizer.

PERSONAL

- Played 3 seasons at Sam Houston State where he helped the Bearkats reach their first NCAA Division I Super Regional...he was named to the NCAA Lubbock All-Tournament Team after hitting .353 (6-for-17) with 4 RBI in 2017...his 67 career steals were fourth-most in program history.

BRYCE JOHNSON CAREER BATTING

Season	Team	League	AVG	G	AB	R	H	2B	3B	HR	RBI	BB	SO	SB	CS	OBP	SLG	OPS	PA	HBP	SAC	SF	GIDP
2017	SK	A(Short)	.329	57	222	41	73	5	2	0	16	17	52	25	10	.400	.369	.769	250	10	0	1	4
2018	SJ	A(Adv)	.249	116	441	62	110	18	6	1	35	54	116	31	4	.339	.324	.663	511	7	7	2	4
2019	SJ	A(Adv)	.265	68	260	39	69	9	6	2	26	39	71	18	8	.365	.369	.734	304	3	0	2	4
2019	RIC	AA	.243	60	210	29	51	14	1	3	18	24	55	8	7	.322	.362	.684	236	1	0	1	2
2019	2 Teams	Minors	.255	128	470	68	120	23	7	5	44	63	126	26	15	.346	.366	.712	540	4	0	3	6
2021	SAC	AAA	.286	100	353	65	101	15	5	9	44	48	108	30	4	.377	.433	.810	407	4	1	1	6
2022	SAC	AAA	.290	94	307	41	89	11	4	5	36	33	90	31	5	.369	.401	.770	352	7	2	3	3
2022	SF	MLB	.111	11	18	1	2	0	0	0	2	1	7	0	0	.158	.111	.269	19	0	0	0	0
2023	SAC	AAA	.280	66	257	48	72	13	4	8	29	34	70	18	4	.373	.455	.828	298	4	3	0	2
2023	SF	MLB	.163	30	43	7	7	1	0	1	3	4	15	3	0	.229	.256	.485	48	0	0	1	0
Career	SF	MLB	.148	41	61	8	9	1	0	1	5	5	22	3	0	.209	.213	.422	67	0	0	1	0
Career	4 Teams	Minors	.276	561	2050	325	565	85	28	28	204	249	562	161	42	.362	.385	.747	2358	36	13	10	25

CAREER TRANSACTIONS

OPTIONS USED: 2/3

2017 Signed by SF as a 6th-round selection in the First-Year Player Draft, June 21



HA-SEONG KIM

Height: 5-10	Bats: R
Weight: 201	Throws: R

HA-song
hhh_07

7
INF

Full Name	Ha-Seong Kim
Date of Birth	October 17, 1995 in Bucheon, South Korea
Current Residence	Bucheon, South Korea
2024 Opening Day Age	28
MLB Service Time	3.000
MLB Debut	April 1, 2021 vs. ARI (with SD)
How Obtained	Signed as a international free agent on December 31, 2020
Contract Status	Signed through 2024 (mutual option for 2025)

QUICK HITS

- In 2023, won his first Gold Glove Award (UTL), which also marked the first Major League award of his career. Per Statcast, his 9 outs above average ranked T-2nd on the Padres (w/ Fernando Tatis Jr.) behind just Manny Machado's 11 OAA. His 7 OAA at 2B ranked 4th in the NL behind SF's Thairo Estrada (20), PHI's Bryson Stott (17) and CHC's Nico Hoerner (13).
- In 2022, became 1 of 4 Padre shortstops in club history to play at least 131 games at SS and own a .704 OPS-or-higher in a season, joining Garry Templeton (1985), Chris Gomez (1998) and Khalil Greene (2004, 2007).
- His .982 fielding percentage during the 2022 season was the highest fielding percentage for a Padres' shortstop in a 162-game season since 2018, when Freddy Galvis turned in a franchise-best .986 fielding percentage. Kim's .982 clip ranks as the 5th-highest, single-season fielding percentage in Padres' franchise history.
- In 2021, his 2.1 defensive WAR was the 3rd-highest in the NL per Baseball Reference, behind just COL's Ryan McMahon (2.5) and PIT's Jacob Stallings (2.3).
- Recorded the final out of Joe Musgrove's no-hitter (the 1st in Padres history) on April 9, 2021 @ TEX. The final play went 6-3, with Jurickson Profar at first base.
- Officially posted by the KBO's Kiwoom Heroes on December 7, 2020. Signed a 4-year contract with the Padres on Dec. 31, 2020, becoming the Padres' 1st Korean-born position player.

2023 SEASON

- In his 3rd Major League season, notched career marks in average (.260), OBP (.351), SLG (.398), OPS (.749), games (152), runs (84), hits (140), home runs (17), RBI (60), walks (75) and stolen bases (38)...his .351 OBP also ranked 6th among NL infielders.
- Became the 1st Padre since Fernando Tatis Jr. (2021) to collect 20+XBH and 20+SB in a single season.
- Defensively, split time across 2B (106 G, 98 GS), 3B (32 G, 29 GS) and SS (20 G, 16 GS), turning in a .988 fielding percentage (7 E/571 TC) in 1263.1 innings.
- Won his first Gold Glove Award (utility), which also marked the first Major League award of his career...per Statcast, his 9 outs above average ranked T-2nd on the Padres (w/

ACCOLADES

National League Gold Glove Award (2023, UTL w/ SD)

National League Gold Glove Award Finalist (2022, SS w/ SD)

KBO Golden Glove Award (SS, 2018 & 2019)

Fernando Tatis Jr.) behind just Manny Machado's 11 OAA... his 7 OAA at 2B ranked 4th in the NL behind SF's Thairo Estrada (20), PHI's Bryson Stott (17) and CHC's Nico Hoerner (13).

- Kim joined Tatis Jr. and just 4 other players to win a Gold Glove in their first season at a new position (others: CHC Ryne Sandberg 1983, CIN Pokey Reese 1999, TOR Marcus Semien 2021 and BAL Ramón Urías 2022)...it was also the first time since 1996 the Padres have had multiple Gold Glove winners in a single season (Steve Finley, Ken Caminiti).
- Combined for 16 DRS (10-2B, 3-3B, 3-SS)... among NL second basemen, his 10 DRS trailed just CHC Nico Hoerner and MIL Brice Turang (12 DRS each).
- At 2B, his .991 fielding percentage was the 4th-highest in National League (min. 100 G), and only NYM's Jeff McNeil committed fewer errors (3).
- Additionally, Kim's 2.83 assists per 9 innings played at 2B ranked 2nd in the NL behind SF's Thairo Estrada's 3.19 A/9 at 2B.
- His 38 stolen bases ranked 5th in the NL and were the most by a Padre since Everth Cabrera's 44 SB in 2012 and are the 12th-most in franchise history...he is also the 1st South Korean-born player to steal 38 bags.
- From July 24 to Aug. 11, posted a 16-game hitting streak (.414 BA), which tied with Shin-Soo Choo for the longest hitting streak in MLB history by a South Korean-born player (Choo's was in 2013 with CIN)...it also tied for the 5th-longest hitting streak of the 2023 season.
- On August 3, was named as the Padres' Heart & Hustle Award nominee...the award honors active players who demonstrate a passion for the game and best embody the values, spirit, and traditions of baseball, and it is the only honor in MLB that is voted on by former players.
- On Aug. 21 vs. MIA, hit his 1st career grand slam and became the first Padre to hit a grand slam, a double, and log a stolen base in a game.

HA-SEONG KIM



- Sept. 29 @ CWS, drew his 74th & 75th walks to finish the season trailing just Juan Soto's ML-leading 132 walks on the team...Kim's 75 free passes mark the most walks by a San Diego infielder since Chase Headly's 86 BB in 2012 and ranked 4th among NL infielders.
- Sept. 30 @ CWS, matched his career high in hits (4) for the 2nd time in his career (other: Aug. 2, 2022, vs. COL) and tallied his 6th multi-SB game to extend his team-leading SB total to 38 swipes on the year.
- In the season finale @ CWS, collected his 60th RBI to surpass his career mark of 59 RBI from 2022.
- Played for Korea in the World Baseball Classic...hit .188 (3-for-16) with 3 HRs and 6 RBI.

2022

- In his second Major League season, Kim notched career highs across all offensive categories and was named a 2022 Gold Glove award finalist.
- Became 1 of 4 Padre shortstops in club history to play at least 131 games at shortstop and own a .704 OPS or higher in a season, joining Garry Templeton (1985), Chris Gomez

(1998) and Khalil Greene (2004, 2007).

- Turned in the team's third-highest WAR (3.7), trailing just Manny Machado's 7.4 WAR and Jake Cronenworth's 4.1 WAR.
- His .982 (8 E/455 TC) fielding percentage was the highest fielding percentage for a Padres' shortstop in a 162-game season since 2018, when Freddy Galvis turned in a franchise-best .986 (9 E/ 630 TC) fielding percentage...Kim's .982 clip ranks as the fifth-highest, single-season fielding percentage in Padres' franchise history.
- Among Padre infielders, his 6 outs above average trailed only Machado's 8 OAA.
- Wrapped his 2022 campaign ranking fourth on the team in batting average (.251).
- His career-high 150 games played ranked fifth all-time among Korean-born players and are the most since Shin-Soo Choo's 151 games with Texas...his 130 hits, 87 singles, 29 doubles and 12 stolen bases during the 2022 season were the most in the National League by a Korean-born player since Choo's 2013 season with CIN...also trails only Choo among Korean-born players in single-season highs in hits (9th), singles (9th), doubles (8th), triples (T-2nd) and stolen bases (T-5th).

HA-SEONG KIM



- Concluded the season reaching base in 16 of his final 18 games, collecting a hit in 12 of those games with four doubles, three home runs and eight RBI at a .288 clip.

POSTSEASON: The 2022 playoffs marked his first MLB Postseason, and his 8 runs scored tied with Trent Grisham for the most in a single Postseason in franchise history.

- Alongside Machado, Kim's 3 doubles tied for 2nd-most in team history and are the most since the 1998 Postseason when Rubén Rivera collected a franchise-high 4 doubles.
- On the team, his 6 walks trailed just Jurickson Profar's 8 and were also the 2nd-most since the 1998 season when several Padres collected 7-plus walks.

2021

- Posted by the KBO's Kiwoom Heroes on Dec. 7, 2020... signed a 4-year contract with SD on Dec. 31, 2020, becoming the Padres' 1st Korean-born position player.
- Made his Major League debut on April 1, 2021 vs. ARI, pinch hitting in the T-7th (struck out swinging)...logged his 1st MLB hit, multi-hit game, and RBI in his next appearance on April 3 vs. ARI, going 2-for-4 with an RBI.
- Entered 2021 rated as the No. 78 prospect by *Baseball*

America and No. 86 by ESPN...*Baseball America* also ranked Kim as the Padres' No. 5 overall prospect and their 2nd-highest ranked infield prospect, behind just SS CJ Abrams.

- His 2.1 defensive WAR was the 3rd-highest in the National League per Baseball Reference, behind just COL's Ryan McMahon (2.5) and PIT's Jacob Stallings (2.3).
- Had a season-long 5-game hitting streak from May 17-23, batting .316 (6-for-19) with 3 2B, 1 3B and 4 RBI...had a season-long 7-game on-base streak (reaching via hit, walk, or hit-by-pitch) from May 15-23.
- The Padres were 59-58 in games in which he appeared and 38-25 in games in which he started.
- Hit .222 vs. left-handers (18-for-81) with 7 2B and 2 HR and hit .194 (36-for-186) vs. RHP with 5 2B, 2 3B and 6 HR.
- Posted a .719 OPS at Petco and a .530 OPS on the road.
- Slugged .406 vs. NL West opponents (5 2B and 4 HR).
- Made 40 app. as a PH, batting .114 (4-for-35) with a HR and 4 BB.
- His 3 outs above average tied with Adam Frazier and Manny Machado for the highest among Padres' infielders, and was T-2nd on the team behind Trent Grisham's 6 OAA.
- In the field, made appearances at second base (21 games

HA-SEONG KIM



and 20 starts), third base (23 games and 18 starts), and shortstop (35 games and 25 starts)...made 5 errors.

• Prior to his posting, was ranked by FanGraphs as their No. 8 highest rated free agent in 2021.

2020

- Played 138 games with the Kiwoom Heroes of the Korean Baseball Organization (KBO), appearing in 96 games at shortstop and 55 games at third base.
- Hit .306 (163-for-533) with a career-high 30 HR, .397 OBP, .921 OPS, 24 2B, 109 RBI, 23 SB, 111 runs scored and 75 walks to just 68 strikeouts.
- Led his club in HR, RBI and runs scored, and among all KBO players, Kim ranked 3rd in runs scored, 5th in stolen bases, 6th in walks, 8th in total bases (279), 9th in RBI, 10th in HR, 11th in hits and OPS, 12th in AVG and 13th in SLG (.523).
- His walk-to-strikeout rate in 2020 in the KBO more than doubled his first full season in 2015, when he walked 56 times and struck out 115 times.
- At 25, he was the youngest player among the top 10 home-run hitters in the KBO in 2020...Mel Rojas Jr. led with 47 HR, and former MLB players Preston Tucker (32), Jamie Romak (32) and Aaron Altherr (31) finished ahead of Kim, who ranked 9th in the league.


2019

- In his 6th season with the Kiwoom Heroes (previously named Nexen, after the naming rights were sold to Kiwoom Securities), he batted a career-high .307 (166-for-540) with 38 2B, 2 3B and 19 HR in 139 games.
- Stole a career-high 33 bases and was caught just 4 times... set career highs in hits, doubles and run scored.
- Earned his 2nd KBO Gold Glove award in as many years at SS...played in 105 G (with 100 GS) and logged 846.0 innings at SS in 2019 with 15 errors, 62 double plays turned and a .967 fielding %...also played in 36 games at 3B (28 starts).

2018

- Earned his 1st-career KBO Gold Glove award at SS for the Nexen Heroes, playing in 126 games (124 starts) at short with a .979 fielding %.
- Hit .288 on the season in 129 games (147-for-511) with a .358 OBP, .474 SLG and .832 OPS.

HA-SEONG KIM



2014-17

- Hit .302 in 141 games with the Nexen Heroes in the KBO in **2017**, logging a career-high 114 RBI...posted a .889 OPS, which is the 2nd-highest mark behind just his .921 OPS in 2020...in **2016**, logged a career-high 7 triples in a career-high 144 games...also swiped 28 bags, 2nd most in a season in his career behind his 33 SB in 2019...was caught stealing 15 times, the most in a season...in his first full professional season in **2015**, was fanned the most times in a season (115 SO), and he slashed .290/.362/.489 in 140 games played... in **2014**, in his rookie campaign with the Nexen Heroes, he hit just .188 (9-for-48) with 2 2B, 1 3B, 2 HR, 8 BB, 7 RBI and 4 SB...selected by the Heroes in the 3rd round of the 2014 KBO Draft from Yatap High School in Seongnam.

Jake Cronenworth and Eric Hosmer. As a new addition to the team, I too will grow as a player as well as contribute significantly to the team."

- In 2019, played in the WBSC Premier12 (World Baseball Softball Confederation) at which Team Korea won silver and qualified for the Tokyo Olympic Games...Kim and OF Jung-hoo Lee were Korea's representatives on the All-World Team named after the tournament.
- Attended Yatap High School in Seongnam, from which he was drafted by the Nexen Heroes in 2014.
- Admires Chan Ho Park, who is an advisor to Baseball Operations for the Padres, and gave Kim advice about playing in the United States for the first time.

PERSONAL

- In his introductory interview on January 5, 2021, Kim opened the Zoom call by introducing himself in English: "Hello everyone. I am Ha-Seong Kim of the San Diego Padres. Nice to meet you all." Kim continued in Korean: "It's truly my honor to join the San Diego Padres, the Major League's best baseball team with tremendous firepower and excellent pitching. I'm very excited to be part of a team with such great talent as Manny Machado, Fernando Tatis,

HA-SEONG KIM



HA-SEONG KIM CAREER BATTING

Season	Team	League	AVG	G	AB	R	H	2B	3B	HR	RBI	BB	SO	SB	CS	OBP	SLG	OPS	PA	HBP	SAC	SF	GIDP
2014	Nexen	KBO	.188	60	48	17	9	2	1	2	7	8	13	4	3	.298	.396	.694	59	0	2	1	2
2015	Nexen	KBO	.290	140	511	89	148	35	5	19	73	56	115	22	4	.362	.489	.851	582	5	4	6	10
2016	Nexen	KBO	.281	144	526	92	148	29	7	20	84	60	80	28	15	.358	.477	.836	599	6	2	5	7
2017	Nexen	KBO	.302	141	526	90	159	36	3	23	114	58	65	16	8	.376	.513	.889	601	8	2	7	8
2018	Nexen	KBO	.288	129	511	95	147	27	4	20	84	54	81	8	2	.358	.474	.832	576	5	1	5	16
2019	Kiwoom	KBO	.307	139	540	112	166	38	2	19	104	70	80	33	4	.389	.491	.880	625	7	1	7	12
2020	Kiwoom	KBO	.306	138	533	111	163	24	1	30	109	75	68	23	2	.397	.523	.921	622	8	3	3	12
2021	SD	MLB	.202	117	267	27	54	12	2	8	34	22	71	6	1	.270	.352	.622	298	4	2	3	6
2021	SD	MLB	.202	117	267	27	54	12	2	8	34	22	71	6	1	.270	.352	.622	298	4	2	3	6
2022	SD	MLB	.251	150	517	58	130	29	3	11	59	51	100	12	2	.325	.383	.708	582	7	3	4	9
2023	SD	MLB	.260	152	538	84	140	23	0	17	60	75	124	38	9	.351	.398	.749	626	3	5	5	7
Career	SD	MLB	.245	419	1322	169	324	64	5	36	153	148	295	56	12	.325	.383	.708	1506	14	10	12	22
Career		KBO	.294	891	3195	606	940	191	23	133	575	381	502	134	38	.373	.493	.866	3664	39	15	34	67

WILD CARD

Season	Team	League	AVG	G	AB	R	H	2B	3B	HR	RBI	BB	SO	SB	CS	OBP	SLG	OPS	PA	HBP	SAC	SF	GIDP
2022	SD	MLB	.250	3	8	4	2	1	0	0	0	4	4	1	1	.500	.375	.875	12	0	0	0	0

DIVISION SERIES

Season	Team	League	AVG	G	AB	R	H	2B	3B	HR	RBI	BB	SO	SB	CS	OBP	SLG	OPS	PA	HBP	SAC	SF	GIDP
2022	SD	MLB	.167	4	18	3	3	2	0	0	1	0	7	0	0	.167	.278	.445	18	0	0	0	0

LEAGUE CHAMPIONSHIP SERIES

Season	Team	League	AVG	G	AB	R	H	2B	3B	HR	RBI	BB	SO	SB	CS	OBP	SLG	OPS	PA	HBP	SAC	SF	GIDP
2022	SD	MLB	.176	5	17	1	3	0	0	0	2	2	3	0	0	.263	.176	.439	19	0	0	0	0

POSTSEASON (COMBINED)

Season	Team	League	AVG	G	AB	R	H	2B	3B	HR	RBI	BB	SO	SB	CS	OBP	SLG	OPS	PA	HBP	SAC	SF	GIDP
2022	SD	MLB	.186	12	43	8	8	3	0	0	3	6	14	1	1	.286	.256	.542	49	0	0	0	0

CAREER TRANSACTIONS

OPTIONS USED: 0/3

2020 Signed by SD as an international free agent, December 31



MICHAEL KING

Height: 6-3 Bats: R
Weight: 223 Throws: R

officialmikeking

34

RHP

Full Name	Michael McRae King
Date of Birth	May 25, 1995 in Rochester, New York
Current Residence	Tampa, Florida
2024 Opening Day Age	28
MLB Service Time	4.004
MLB Debut	September 27, 2019 vs. TEX (with NYY)
How Obtained	Acquired from NYY along with C Kyle Higashioka, RHP Randy Vásquez, RHP Jhonny Brito and RHP Drew Thorpe in exchange for OFs Juan Soto and Trent Grisham on Dec. 6, 2023
Contract Status	Signed through 2024

QUICK HITS

- Acquired by SD in the 7-player trade that sent OFs Juan Soto and Trent Grisham to NYY on December 6, 2023.
- Was the only pitcher in the Majors in 2023 to record at least five saves and make at least five starts.
- Worked exclusively in relief in his first 38 outings (2.88 ERA) of 2023. Made 1 start across his next 3 appearances before working solely as a starter in his final 8 appearances of the campaign (1.88 ERA), allowing 1 ER-or-fewer across 7 of the 8 starts.
- Made four consecutive Opening Day rosters for NYY (2020-23).
- Tossed an immaculate inning in the fourth inning on June 4, 2021 vs. BOS.
- Made his Postseason debut—and only playoff appearance—in the 2020 ALDS Game 3 vs. TB at Petco Park, tossing 2.0 perfect inning. Prior to the 2024 season, that was his first and only career appearance in downtown San Diego.

2023 SEASON

- In 49 games (nine starts) with the Yankees, went 4-8 with six saves, a 2.75 ERA (32 ER, 104.2 IP) and 127 strikeouts against 32 walks (3.97 SO/BB ratio).
- Was the only pitcher in the Majors in 2023 to record at least five saves and make at least five starts...became the second pitcher in Yankees' history to accomplish the feat (since saves became an official stat in 1969), joining Dick Tidrow in 1977, who recorded five saves and made seven starts that season.
- Oponents slashed .226/.292/.346...lefties hit .179 (29-for-162) while righties hit .259 (59-for-228).
- As a reliever, went 3-4 with six saves and a 3.08 ERA (22 ER, 64.1 IP) in 40 appearances...recorded at least four outs in 27 of those 40 games, the fifth-most such appearances among all ML relievers...his 20 relief appearances of at least five outs were T-7th in the Majors.
- Tossed at least 2.0 innings in 15 games as a reliever...his 12 relief appearances of at least 2.0 scoreless innings were T-2nd most in the Majors.
- Recorded at least 1.1 IP in four of his saves, matching the

ACCOLADES

- **MLB.com Organization All-Star (2018, NYY)**
- **Eastern League Pitcher of the Week (July 1, 2018, Trenton)**
- **Florida League Mid-Season All-Star (2018, Tampa)**
- **International League Player of the Month (Aug. 2018, Scranton Wilkes-Barre)**

- 2nd-most such saves by a reliever in the Majors.
- In nine starts, went 1-4 with a 2.23 ERA (10 ER, 40.1 IP) and 51 strikeouts...allowed 2 runs-or-fewer in eight of those nine starts...allowed 1 ER-or-fewer in seven of those starts.
- Made his season debut on April 1 vs. SF, taking the loss after allowing 2 ER over 1.2 IP...marked his first appearance since July 22, 2022 @ BAL.
- Did not allow a run in 16 of his first 19 games (from April 1-June 3), posting a 1.65 ERA (6 ER, 32.2 IP).
- Recorded at least four outs in each of his first 10 appearances from April 1-May 5...at the time, was T-3rd-longest streak by a Yankees reliever to start a season in franchise history, trailing only his own 15-game season-opening streak in 2021 and Ron Davis' 14-game streak in 1980...Stubby Overmire (1951) and Joe Page (1950) also recorded 10-game streaks...was later surpassed by Jhonny Brito, who recorded at least four outs in each of his first 12 relief outings in 2023.
- Posted a 10.2 scoreless inning streak from April 4-23...posted a season-high 11.1 scoreless inning streak from May 15-June 3...was the 3rd-longest such streak of his career, trailing only a 13.2 scoreless inning streak from April 11-May 4, 2022 and a 12.2 scoreless inning streak from April 4-May 13, 2021...his seven-game scoreless streak from May 15-June 3 was the 2nd-longest such streak of his career (recorded an eight-game streak from June 4-22, 2022).
- Walked two batters on May 17 @ TOR (1.0 IP), marking his most walks in a relief appearance since May 13, 2021 @ TB (also 2 BB)...had gone 58 consecutive relief appearances allowing one BB-or-fewer (May 16, 2021-May 15, 2023)...was just the 3rd Yankees reliever since 2014 to record such a streak of 58 games-or-longer (Chad Green: 61 G from 2017-18 and Adam Warren: 58 G from 2014-16).
- Recorded multiple strikeouts in six consecutive relief outings from May 20-June 8(G1)...was T-2nd longest such streak of his career (7 G from May 25-September 25, 2021).

MICHAEL KING



- Recorded his fifth save of the year on June 25 vs. TEX, tossing a scoreless ninth inning...struck out Marcus Semien in the ninth for his 200th career strikeout.
- Made his 100th career appearance on July 26 vs. NYM and retired his only batter faced.
- Made his 1st start of the season on Aug. 12 @ MIA and took the loss...marked his first start since June 28, 2021 vs. LAA.
- Started nine of his final 11 app. of the season from August 12-October 1.
- Allowed one-or-zero earned runs in seven straight starts from August 24-September 26, going 1-2 with a 1.05 ERA (4 ER, 34.1 IP) over that span...his 1.05 ERA was the lowest in the AL and the 2nd-lowest in the Majors over that span, trailing only SD's Blake Snell (0.47).
- Recorded the loss on September 20 vs. TOR despite allowing just one ER over a career-high 7.0 IP...punched out 13 for a career high and the most by a Yankee in 2023 (most by a Yankees pitcher since Gerrit Cole struck out 14 batters on September 7, 2022 vs. MIN (Game 2)...became the 11th Yankee (15th time) in franchise history to strike out at least 13 batters and not allow a walk in a game...was the first to

do so since Cole on September 1, 2021 at LAA.

- Posted a 2.19 ERA (13 ER, 53.1 IP) over his final 18 games (nine starts) of the year from July 21-October 1.

2022

- Made 34 relief appearances for the Yankees, winning a career-best 6 decisions with one save and a career-best 2.29 ERA...struck out 66 while walking 16 before missing the final two months of the season on the Injured List.
- Opponents batted .192 (35-for-182)...lefties hit .179 (12-for-67) and righties hit .200 (23-for-115)...had a 11.65 K/9.0 IP ratio (66 SO, 51.0 IP).
- Despite missing the final 67 games of the season, led all Yankees relievers in strikeouts and WAR (1.7, FanGraphs).
- Recorded at least two strikeouts in 19 of 34 app, including nine of his final 18 games (June 5-July 22)...recorded at least three punchouts in 10 of his relief appearances in 2022.
- Allowed just 3-of-20 inherited runners to score (15.0%).
- Recorded four-or-more outs in 16-of-34 app...tossed at least

MICHAEL KING



2.0 IP in 11 appearances and did not allow a run in seven of those games...tossed at least 3.0 IP in three games.

- Made his season debut on Opening Day vs. BOS and earned the win after allowing just one unearned run over 2.0 IP of relief.
- Posted a career-long 13.2 scoreless inning streak from April 11-May 4 (previous: 12.2 innings from April 4-May 13, 2021).
- Earned his first-career save on April 14 vs. TOR...entered the game with the bases loaded and no outs in the ninth and stranded all three runners.
- Struck out 8-of-10 batters over 3.0 scoreless innings in relief (one hit) on April 22 vs. CLE...struck out seven consecutive batters, becoming the first Yankees pitcher to strike out seven-or-more straight batters in a game since CC Sabathia on July 26, 2011 vs. SEA (also seven straight)...was the first Yankees reliever to accomplish the feat since Ron Davis struck out eight straight on May 4, 1981 at California... became just the third Yankees pitcher in franchise history to notch at least eight punchouts in 3.0 IP-or-fewer, joining Ron Davis (8 K in 3.0 IP on May 4, 1981 at California) and Ryne Duren (8 K in 3.0 IP on June 26, 1959 at Chicago-AL)...

marked just the third time since 1991 that a Yankees reliever recorded at least 8 K in a game (also King - 9K in 4.0 IP on July 3, 2021 vs. the Mets; David Phelps - 9K in 4.0 IP on April 26, 2013 vs. Toronto)...his 8 K were the 2nd-highest single-game total of his career (9 K on July 3, 2021 vs. the Mets).

- On May 4 @ TOR, retired all nine batters faced in relief (3.0 IP, 3 strikeouts)...was the first Yankees reliever to not allow a baserunner with at least nine batters faced in an outing since Chad Green on July 4, 2021 (G2) vs. NYM...marked just the seventh time a Yankees reliever has done so since 2012...also accomplished the feat on May 17 @ BAL (9 BF).
- Did not allow a run in a career-long eight straight outings from June 4-22...did not allow a run in 15 of his final 19 appearances from June 4-7, 2022, going 4-2 with a 1.23 ERA and 28 strikeouts in that span.
- Did not allow a hit in six consecutive app. from June 4-16, retiring 19-of-22 batters faced in that span with 10 strikeouts...was the longest streak of hitless appearances of his career (previous: three games from September 14-21, 2021)...tossed at least 1.0 inning in each of those six outings.
- Made his final appearance of the season on July 22 @ BAL,

MICHAEL KING



retiring his first three batters faced before leaving the game due to a right elbow fracture.

- Was placed on the 60-day IL on July 23 with a right elbow fracture and missed the remainder of the season...at the time he was placed on the Injured List, he ranked second among Major League relievers in strikeouts and innings pitched.
- Underwent an open reduction and internal fixation on his right elbow (ulna fracture) by Dr. David Altchek at the Hospital for Special Surgery on July 27.

2021

- Went 2-4 with a 3.55 ERA in 22 games (six starts) in four stints with the Yankees, striking out 62 with 24 walks allowed.
- Opponents hit .236 (57-for-242)...lefties hit .256 (21-for-82) while right-handed batters hit .225 (36-for-160)...2021 marked his second-career Opening Day roster.
- In 16 relief appearances, went 2-1 with a 2.33 ERA (10 ER, 38.2 IP) and 42 strikeouts compared to going 0-3 with a 5.47 ERA (15 ER, 24.2 IP) and 20 punchies in six starts...tossed at least 1.1 innings in 15 of his 16 relief appearances.
- Was the first Yankees pitcher in franchise history to record at least four outs in each of his first 15 relief appearances of a season from April 4-September 30 (previous record: Ron Davis' 14 G from April 11-May 27, 1980).
- His four scoreless relief appearances of at least 3.0 innings were the most by a Yankees reliever since Adam Warren (also four in 2013).
- Tossed at least 4.0 scoreless innings of relief twice in 2021... was just the third Yankees reliever since 2006 to record multiple relief outings of at least 4.0 scoreless innings.
- Did not allow a run in his 1st four app. of the season from April 4-May 9...was only the 4th Yankees reliever in franchise history to toss more than an inning and not allow a run in each of his 1st four relief app. of a season, joining Rich Monteleone (1st 5 relief app. in 1992), Luis Arroyo (1st 5 relief app. in 1961) and Hal Reniff (first four relief app. in 1964).
- Made his season debut on April 4 vs. TOR and tossed 6.0 scoreless innings in relief, retiring his final 16 batters faced... was the first Yankee to toss at least 6.0 scoreless innings in relief while allowing one hit-or-fewer since Bob Shirley on September 21, 1986 @ DET...became the first Yankee to retire at least 16 straight batters in his season debut since Ron Guidry on April 5, 1979 vs. MIL (also 16 in-a-row).
- Made his first start of the season on May 30 @ DET and took the loss...marked his first start since September 21, 2020 against TOR in Buffalo.
- Made six starts for NYY from May 30-June 28, going 0-3 with a 5.47 ERA (15 ER, 24.2IP).
- Tossed an immaculate inning in the 4th inning on June 4 vs. BOS (5.1 IP, 6 H, 4 ER, 0 BB, 5 K, 1 HR)...King was one of two Yankees pitchers to throw an immaculate inning in 2021 as Chad Green threw one later in the season in Game

2 on July 4 vs. NYM...the Yankees were just the 3rd team in the last 20 seasons to have two immaculate innings in a single season, joining the 2019 Red Sox (Chris Sale threw one on May 8, 2019 and June 5, 2019) and the 2017 Red Sox (Craig Kimbrel on May 11, 2017 and Rick Porcello on August 9, 2017)...King was the fifth Yankee to toss an immaculate inning since 2000, following Dellin Betances (August 2, 2017 vs. DET), Brandon McCarthy (September 17, 2014 at TB), Iván Nova (May 29, 2013 vs. NYM) and A.J. Burnett (June 20, 2009 @ FLA)...Baseball Almanac noted that Ron Guidry (August 7, 1984 vs. CWS) and Al Downing (August 11, 1967 @ CLE) have also thrown immaculate innings...his 5.1 innings marked the longest start of his career.

- Notched a career-high nine strikeouts over 4.0 scoreless innings of relief on July 3 vs. the Mets...was the 11th Yankees reliever in franchise history to notch nine punchouts in a game and just the fourth since 1955...joined Phelps as the only two Yankees relievers who have recorded nine strikeouts in 4.0 IP-or-fewer.
- Was placed on the 10-day IL on July 8 (retro to July 5) with a right middle finger contusion...transferred to the 60-day IL on July 27...missed 57 team games...in three rehab app. (one start) with Triple-A Scranton/Wilkes-Barre from August 31-September 7, was 0-1 with a 4.76 ERA (3 ER, 5.2 IP) and 11 strikeouts...reinstated on Sept. 10 and went 2-0 with a 3.00 ERA (5 ER, (15.0 IP) and 15 SO in eight relief app.

2020

- Made his first-career Opening Day roster...went 1-2 with a 7.76 ERA (23 ER, 26.2 IP) in nine games (four starts) in his lone stint with the Yankees (July 23-Sept. 21).
- In four starts, went 0-2 with an 8.36 ERA (13 ER, 14.0 IP)...was 1-0 with a 7.11 ERA (12.2 IP, 10 ER) in five relief appearances...tossed at least 3.0 innings in six of his nine appearances overall (three starts).
- Served as the Yankees' "opener" in Game 2 on August 8 @ TB, allowing 3 ER in 3.2 IP to record the loss...was his first-career game started.
- Earned his first Major League win on August 17 vs. BOS (3.0 IP, 3H, 1 ER, 2 SO).
- **POSTSEASON:** Made his Postseason debut—and only playoff appearance—in ALDS Game 3 vs. Tampa Bay at Petco Park, tossing 2.0 perfect innings...struck out Brett Phillips (foul tip) in the eighth for his first career Postseason strikeout...(was not on NYY's AL Wild Card Series roster @ CLE).
- Following the season, was tabbed by *Baseball America* as having the "Best Control" among Yankees farmhands.

2019

- Saw his first Major League action on Sept. 27 @ TEX, making just the one appearance (2.0 IP, 2 H, 1 R, 0 ER and 1 SO).

MICHAEL KING

- Was signed to a Major League contract and selected to the Yankees' active roster on Sept. 19...it was his lone stint with the Yankees in 2019 (September 19-29).
- Spent the first four months of the season on the minor league IL...combined with the GCL Yankees West, Single-A Staten Island, Double-A Trenton and Triple-A Scranton/Wilkes-Barre to go 3-2 with a 5.48 ERA (28 ER, 46.0 IP) and 44 strikeouts in 11 games (eight starts)...made two Postseason appearances, one with the RailRiders and one with the Thunder.

2018

- Combined to go 11-5 with two complete games and a 1.79 ERA in 25 games (24 starts) with Single-A Tampa (7 GS), Double-A Trenton (12 G, 11 GS) and Triple-A Scranton/Wilkes-Barre (6 GS)...allowed 2ER-or-fewer in 21-of-24 starts.
- Won Kevin Law's "Pitcher of the Year" Award, presented annually to the top pitcher among Yankees farmhands...ranked second among all minor leaguers in ERA (min. 100.0 IP)...his 5.24 SO/BB ratio ranked sixth among all minor leaguers (min. 100.0IP)...among Yankees farmhands, led in strikeouts and ERA.
- Started the season with Single-A Tampa and was named a Florida State League Mid-Season All-Star after going 1-3 with a 1.79 ERA (8 ER, 40.1 IP) in seven starts...promoted to Double-A Trenton on May 19 and went 6-2 with a 2.09 ERA (19 ER, 82.0 IP) and 76 strikeouts...earned Eastern League "Pitcher of the Week" honors from June 25-July 1.
- Was transferred to Scranton/WB on Aug. 4 and went 4-0 with a 1.15 ERA (5 ER, 39.0 IP) with 31 punchouts in six starts...allowed more than one run in just one-of-six starts.
- Earned International League's August Pitcher of the Month honors after going 3-0 with a 1.09 ERA.
- Made two Postseason starts for the RailRiders, going 0-1 with a 3.38 ERA.
- Following the season, was named to *Baseball America's* Minor League All-Star Second Team...was named an MiLB.com Organization All-Star...was also tabbed by *Baseball America* as the No. 5 prospect in the Yankees system and as having the organization's "Best Control."

2016-17

- In **2017**, went 11-9 with a 3.14 ERA (52 ER, 149.0 IP) in 26 games (25 starts) with Single-A Greensboro...was tied for second in the South Atlantic League in wins, ranked third in innings pitched and was 10th in ERA...was 3rd in ERA and

wins among Miami farmhands...acquired by NYY along with international bonus slot money from MIA in exchange for Garrett Cooper and Caleb Smith on November 20, 2017.

- In **2016**, made his professional debut, combining with the GCL Marlins, Single-A Batavia and Single-A Greensboro to go 3-3 with a 4.11 ERA in 15 games (one start)...made his first four appearances with the GCL Marlins, going 1-1 with a 10.80 ERA and was transferred to Batavia on July 16, going 2-2 with one save and a 3.38 ERA in 10 appearances.

PERSONAL

- Graduated from Bishop Hendricken (R.I.) High School, where he was named the 2013 Rhode Island Gatorade Player of the Year as a senior...was also a Louisville Slugger First-Team All-American and the Rhode Island Baseball Coaches Association Player of the Year
- Grew up a Yankees fan in Rhode Island, eventually playing for his childhood team.
- In three seasons with Boston College (2014-16), went 11-11 with four saves and a 3.14 ERA (73 ER, 209.1 IP) in 47 games (27 starts)...his 3.14 career ERA ranks second all-time at Boston College.
- His father, Jim, started GaGa brand ice cream back in Rhode Island.
- His sister Olivia is a songwriter and performer, and in his junior year at Boston College, she gave him a Christmas present by writing a song "Messin' With The King"...she wrote it and sings the chorus, and Michael used it with the Yankees as his warm-up song prior to his outings. Said Michael: "Since my junior year I've had it every year and I try to make sure that every home stadium plays it for me because one, it's really cool, gets me pumped up and I'm just trying to get my sister as much publicity as possible because she's so talented."
- Married his fiancée, Sheila, 10 days after he was traded to the Padres from the Yankees at the Pierre Hotel in midtown Manhattan. "It was like our going away party," King told MLB.com's AJ Cassavell. "And we had a freaking blast!"

MICHAEL KING



MICHAEL KING CAREER PITCHING

Season	Team	League	W	L	ERA	G	GS	CG	SV	SVO	IP	H	R	ER	HR	HB	BB	SO	WHIP	AVG	AB	WP	GIDP	TBF	NP/S
2016	G-MRL	ROK	1	1	10.80	4	0	0	0	0	5.0	11	6	6	0	0	2	3	2.60	.440	25	0	0	27	39/31
2016	BAT	A(Short)	2	2	3.38	10	1	0	1	2	21.1	22	8	8	0	1	6	15	1.31	.278	79	3	4	87	320/209
2016	GBO	A(Full)	0	0	0.00	1	0	0	0	0	4.1	4	2	0	0	0	1	2	1.15	.235	17	0	1	18	64/43
2016	3 Teams	Minors	3	3	4.11	15	1	0	1	2	30.2	37	16	14	0	1	9	20	1.50	.306	121	3	5	132	423/283
2017	GBO	A(Full)	11	9	3.14	26	25	2	0	0	149.0	141	55	52	14	11	21	106	1.09	.252	559	6	14	597	2007/1359
2018	TAM	A(Adv)	1	3	1.79	7	7	0	0	0	40.1	33	15	8	1	2	10	45	1.07	.219	151	2	2	164	608/399
2018	TRN	AA	6	2	2.09	12	11	1	0	0	82.0	65	23	19	4	3	13	76	0.95	.220	296	4	10	318	1116/777
2018	SWB	AAA	4	0	1.15	6	6	1	0	0	39.0	20	5	5	3	0	6	31	0.67	.147	136	1	3	142	531/352
2018	3 Teams	Minors	11	5	1.79	25	24	2	0	0	161.1	118	43	32	8	5	29	152	0.91	.202	583	7	15	624	2255/1528
2019	G-YAW	ROK	0	0	4.76	3	2	0	0	0	5.2	3	3	3	0	1	2	8	0.88	.150	20	1	0	23	46/36
2019	SI	A(Short)	0	0	0.00	1	1	0	0	0	4.0	4	0	0	0	0	0	0	1.00	.308	13	0	2	13	56/38
2019	TRN	AA	0	1	9.95	3	2	0	0	0	12.2	20	15	14	1	2	2	8	1.74	.351	57	0	0	61	229/147
2019	SWB	AAA	3	1	4.18	4	3	0	0	0	23.2	20	12	11	3	3	6	28	1.10	.227	88	0	2	98	365/231
2019	NYU	MLB	0	0	0.00	1	0	0	0	0	2.0	2	1	0	0	0	0	1	1.00	.222	9	0	0	9	41/24
2019	4 Teams	Minors	3	2	5.48	11	8	0	0	0	46.0	47	30	28	4	6	10	44	1.24	.264	178	1	4	195	696/452
2020	NYU	MLB	1	2	7.76	9	4	0	0	0	26.2	30	23	23	5	2	11	26	1.54	.278	108	0	2	121	470/296
2021	SWB	AAA	0	1	4.76	3	1	0	1	1	5.2	5	3	3	1	1	0	11	0.88	.227	22	0	0	23	84/61
2021	NYU	MLB	2	4	3.55	22	6	0	0	0	63.1	57	29	25	6	6	24	62	1.28	.236	242	5	4	275	1009/654
2022	NYU	MLB	6	3	2.29	34	0	0	1	3	51.0	35	15	13	3	0	16	66	1.00	.192	182	2	6	199	776/510
2023	NYU	MLB	4	8	2.75	49	9	0	6	10	104.2	88	35	32	10	5	32	127	1.15	.226	390	2	9	431	1681/1076
Career	NYU	MLB	13	17	3.38	115	19	0	7	13	247.2	212	103	93	24	13	83	282	1.19	.228	931	9	21	1035	3977/2560
Career	8 Teams	Minors	28	20	2.96	80	59	4	2	3	392.2	348	147	129	27	24	69	333	1.06	.238	1463	17	38	1571	5465/3683

LEAGUE CHAMPIONSHIP SERIES

Season	Team	League	W	L	ERA	G	GS	CG	SV	SVO	IP	H	R	ER	HR	HB	BB	SO	WHIP	AVG	AB	WP	GIDP	TBF	NP/S
2020	NYU	MLB	0	0	0.00	1	0	0	0	0	2.0	0	0	0	0	0	0	1	0.00	.000	6	0	0	6	23/15

POSTSEASON (COMBINED)

Season	Team	League	W	L	ERA	G	GS	CG	SV	SVO	IP	H	R	ER	HR	HB	BB	SO	WHIP	AVG	AB	WP	GIDP	TBF	NP/S
2020	NYU	MLB	0	0	0.00	1	0	0	0	0	2.0	0	0	0	0	0	0	1	0.00	.000	6	0	0	6	23/15

CAREER TRANSACTIONS

OPTIONS USED: 1/3

- 2016** Signed by MIA as a 12th-round selection in the 2016 First-Year Player Draft, June 21
- 2017** Acquired by NYY from MIA along with 2017-18 international signing bonus pool money in exchange for INF Garrett Cooper and LHP Caleb Smith, November 20
- 2023** Acquired from NYY along with C Kyle Higashioka and RHPs Randy Vásquez, Jhony Brito and Drew Thorpe in exchange for OFs Juan Soto and Trent Grisham, December 6



STEPHEN KOLEK

Height: 6-3 Bats: R
Weight: 231 Throws: R

COLLE-ick

32

RHP

Full Name	Stephen James Kolek
Date of Birth	April 18, 1997 in Houston, Texas
Current Residence	Temple, Texas
2024 Opening Day Age	26
MLB Service Time	0.000
How Obtained	Selected by SD in the Major League Phase of the Rule 5 Draft from SEA's Triple-A roster on December 6, 2023
Contract Status	Signed through 2024

QUICK HITS

- Selected by SD in the Major League Phase of the 2023 Rule 5 Draft from SEA's Triple-A roster on December 6, 2023 during the Winter Meetings in Nashville, Tennessee.
- In the 1st half of the 2023 season at the Triple-A level, went 2-2 with a 9.64 ERA (25 ER, 23.1 IP), 1.97 WHIP, and .316 opponents average in 15 appearances. In 29 appearances in the season's second half, he went 2-0 with a 0.94 ERA (4 ER, 38.1 IP), 0.91 WHIP, and .154 opponents' average.
- Originally drafted by LAD in the 11th round of the 2018 MLB Draft out of Texas A&M, where made 44 collegiate appearances (33 starts) and posted a 12-11 record with a 4.03 ERA and 162 strikeouts in 199.0 IP.
- Brother of Tyler Kolek, who was drafted 2nd overall in 2014 by MIA.

2023 SEASON

- Began the season with Double-A Arkansas before being promoted to Triple-A Tacoma, where he spent the majority of the season, pitching to a 4-2 record and a 4.23 ERA (29 ER, 61.2 IP) in 44 appearances (one start) with a .224 opponent batting average.
- Made five scoreless appearances with Double-A Arkansas, going 2-0 and holding opposing batters to a .042 clip with a 0.39 WHIP before being promoted to TAC on April 27.
- Between the Double-A and Triple-A levels, he went 6-2 with a 3.76 ERA and .206 opponent average, and his 49 total appearances set a career high in a season.
- Allowed just three home runs in 61.2 innings pitched for Tacoma.
- His 44 appearances for TAC ranked 3rd on the club, and his 49 between TAC and ARK set a new high in a single season.
- In the 1st half of the season at the Triple-A level, he went 2-2 with a 9.64 ERA (25 ER, 23.1 IP), 1.97 WHIP, and .316 opponent batting average in 15 appearances...in 29 appearances in the season's second half, he went 2-0 with a 0.94 ERA (4 ER, 38.1 IP), 0.91 WHIP, and .154 opponents' average.
- Had reverse splits with TAC, holding left-handed batters to a .205 opponent clip and a .234 opponent average to right-handed batters.

ACCOLADES

2x Texas League Pitcher of the Week (June 5 & July 10, 2022 - Arkansas)

2022

- Spent the entire 2022 season with Double-A Arkansas, appearing in 27 games (all starts) and going 6-13 with a 4.51 ERA (72 ER, 143.2 IP), setting career highs in strikeouts (138) and innings pitched.
- Allowed 10 home runs, his first-career season allowing double-digit homers.
- Walked a career-high 66 batters in 636 batters faced but also logged a career-high 138 strikeouts.

2021

- Acquired by SEA from LAD on April 28 in exchange for cash considerations...spent majority of the campaign with Single-A Everett, going 3-3 with a 5.93 ERA and a .251 opponents batting average in 21 appearances (nine starts)...also appeared in two games with Single-A Modesto (May 5-8) and one game with Double-A Arkansas (June 17).
- Overall between the three clubs, went 4-3 in 24 appearances (9 starts) for a 6.03 ERA (40 ER, 59.2 IP) and a .257 opponent clip.
- Struck out a career-high 11 batters in 4.2 innings on August 21 at Eugene.
- Tossed at least 3.0 innings in 10 appearances, including a pair of season-high 5.0-inning outings: July 21 at Vancouver (5.0 IP) and July 27 vs. Eugene (5.0 IP).

2018-20

- Did not pitch in **2020** due to the COVID-19 pandemic.
- Spent the **2019** season with Single-A Great Lakes, appearing in 27 games (25 starts) and set career highs in nearly every pitching category, including wins (seven), innings pitched (131.1 IP) and strikeouts (109).
- Spent the majority of his first professional season in **2018** with Single-A Great Lakes and also appeared in 3 games with Short-A Ogden (from June 30-July 6)...tossed 13.2 scoreless innings over 6 appearances from July 11-Aug. 1 (8 H, 4 BB, 9 SO), and he earned his 1st-career win on August 8 at South Bend.

STEPHEN KOLEK



PERSONAL

- Graduated from Shephed (TX) High School in 2015, and he earned All-District 23-4A First Team accolades as a senior.
- Spent three seasons at Texas A&M University prior to being drafted by the Los Angeles Dodgers in the 11th-round of the 2018 Draft...made 44 appearances for Texas A&M (33 starts) and posted a 12-11 record with a 4.03 ERA, 162 strikeouts in 199.0 innings.
- Was an agribusiness major at Texas A&M...enjoys fishing, hunting and playing golf.
- Parents are James and Brenda Kolek.
- Has one older brother, Tyler, who was the second overall pick by the Miami Marlins in the 2014 First-Year Player Draft.

STEPHEN KOLEK CAREER PITCHING

Season	Team	League	W	L	ERA	G	GS	CG	SV	SVO	IP	H	R	ER	HR	HB	BB	SO	WHIP	AVG	AB	WP	GDP	TBF	NP/S
2018	OGD	ROK	0	0	6.23	3	0	0	1	1	4.1	6	3	3	1	0	1	3	1.62	.316	19	1	0	21	68/43
2018	GL	A(Full)	2	0	0.66	14	0	0	2	2	27.1	16	2	2	0	0	6	27	0.80	.168	95	2	3	102	381/255
2018	2 Teams	Minors	2	0	1.42	17	0	0	3	3	31.2	22	5	5	1	0	7	30	0.92	.193	114	3	3	123	449/298
2019	GL	A(Full)	7	8	5.00	27	25	0	0	0	131.1	143	87	73	7	6	48	109	1.45	.276	518	12	9	580	2131/1353
2021	MOD	A	1	0	6.00	2	0	0	0	0	3.0	3	2	2	0	0	2	0	1.67	.300	10	0	1	12	55/31
2021	EVE	A+	3	3	5.93	21	9	0	0	0	54.2	55	38	36	7	6	20	66	1.37	.251	219	6	2	245	944/612
2021	ARK	AA	0	0	9.00	1	0	0	0	0	2.0	3	3	2	0	1	3	1	3.00	.375	8	0	0	13	54/28
2021	3 Teams	Minors	4	3	6.03	24	9	0	0	0	59.2	61	43	40	7	7	25	67	1.44	.257	237	6	3	270	1053/671
2022	ARK	AA	6	13	4.51	27	27	0	0	0	143.2	140	79	72	10	18	66	138	1.43	.257	544	6	14	636	2453/1515
2023	ARK	AA	2	0	0.00	5	0	0	0	0	7.2	1	0	0	0	1	2	11	0.39	.042	24	0	0	27	122/79
2023	TAC	AAA	4	2	4.23	44	1	0	4	7	61.2	51	34	29	3	3	30	65	1.31	.224	228	3	7	263	1013/649
2023	2 Teams	Minors	6	2	3.76	49	1	0	4	7	69.1	52	34	29	3	4	32	76	1.21	.206	252	3	7	290	1135/728
Career	6 Teams	Minors	25	26	4.52	144	62	0	7	10	435.2	418	248	219	28	35	178	420	1.37	.251	1665	30	36	1899	7221/4565

CAREER TRANSACTIONS

OPTIONS USED: 0/3

- 2018 Signed by LAD as a 11th-round selection in the First-Year Player Draft, June 14
- 2021 Acquired by SEA from LAD in exchange for cash considerations, April 28
- 2023 Selected by SD in the Major League Phase of the Rule 5 Draft from SEA's Triple-A roster, December 6



KEVIN KOPPS

Height: 6-0 Bats: R
Weight: 198 Throws: R

cops

kevinkopps

94

RHP

Full Name	Kevin Richard Kopps
Date of Birth	March 2, 1997 in Houston, Texas
Current Residence	Sugar Land, Texas
2024 Opening Day Age	27
MLB Service Time	0.000
How Obtained	Signed as a 3rd-round selection in the 2021 First-Year Player Draft on July 19, 2021
Contract Status	Signed through 2024

NRI

QUICK HITS

- 2024 marked his 2nd Major League Spring Training invitation (also: 2022).
- Spent majority of 2023 with Double-A San Antonio (2.63 ERA in 33 appearances) before making his Triple-A debut with El Paso (6.89 ERA in 13 appearances).
- Spent all of 2022 with Double-A San Antonio, leading the Missions with 42 appearances.
- Won the Golden Spikes Award as the top collegiate player in 2021 out of the University of Arkansas. Joined former Razorback outfielder Andrew Benintendi (2015) as the 2nd student-athlete from Arkansas to win the award.
- In his award-laden 2021 season at Arkansas, he posted a 12-1 record with 11 saves, and posted the nation's lowest ERA (0.90) and WHIP (0.76) while striking out 131 batters in 89.2 innings of work. Opposing hitters had a .162 batting average against the right-hander, who set the program's single-season record for ERA during his historic year.

2023 SEASON

- Spent the majority of the season with Double-A San Antonio (33 app., 2.63 ERA) before receiving his first-career Triple-A action (13 app., 6.89 ERA).
- Struck out at least 1 while allowing at least 1 ER in 8 of his first 21 outings from April 7-June 28 (3.93 ERA), including multiple ER in 5 of those 8.
- Did not allow an ER in 14 consecutive outings from July 1-Aug. 20 between his final 12 appearances for the Missions and his first 2 for Triple-A El Paso...over the stretch, he limited hitters to a .198 AVG (16-for-81), posted a 25-to-6 SO/BB ratio and converted 4 of his 5 SVO over the stretch.
- Converted 6 of his 8 total SVO for the Missions, posting a 1.46 ERA (2 ER, 12.1 IP) with a 13.1 SO/9 IP ratio and a .213 opponents' AVG in save situations.
- At the time of his promotion to ELP on Aug. 15, his 2.63 ERA ranked 7th among all Double-A hurlers who made at least 30 appearances from April 7 to Aug. 14.
- Posted a 6.89 ERA (12 ER, 15.2 IP) for the Chihuahuas, allowing 1+ ER in 5 of his 13 Triple-A outings...9 of his 12 ER came in back-to-back outings on Sept. 7 and Sept. 10 vs. Round Rock...remove those 2 outings, he had a 2.05 ERA (3 ER, 13.2 IP) across his other 11 Triple-A appearances.

- On the season, he tossed 1.1+ IP in 27 of his 46 appearances, including 2.0+ IP in 18 outings...when he tossed 2.0+ IP, he was 4-1 with a 1.86 ERA (8 ER, 38.2 IP).

2022

- Spent the entirety of his 2nd professional season with Double-A San Antonio, leading the Missions in appearances (42) while also making the only 3 starts of his professional career.
- In his season debut on April 9, allowed 2 hits and converted the save...3 of his 4 saves on the year came across his first 9 appearances from April 9-May 5...converted 4 of 5 his SVO on the season, posting a 9.00 ERA (5 ER, 5.0 IP) and .235 opponent clip in save situations.
- Owned a .195 opponent clip (16-for-82) across his first 21 appearances from April 9-June 26, but posted a 5.70 ERA (15 ER, 23.2 IP) with a 24-to-20 SO/BB ratio.
- Allowed multiple earned runs in just 2 of his final 21 app. from July 1-Sept. 16, posting a 2.93 ERA (10 ER, 30.2 IP).
- Made the first 3 starts of his professional career in consecutive outings from Aug. 28-Sept. 8, striking out 11 across his 7.0 IP (5.14 ERA).
- Allowed just 4 HR...among all Double-A hurlers who made at least 40 app., his 0.66 HR/9 IP ratio ranked T-13th.


2021

- Made his professional debut in '21, allowing just 1 ER (0.61 ERA) in 14 relief outings between the Arizona Complex League Padres (R), Fort Wayne (A) and San Antonio (AA).
- Struck out the side in his first professional outing on Aug. 2 at the ACL Angels.
- Allowed 1 run in his 2nd pro outing vs. the ACL White Sox, which was also his only outing lasting longer than 1.0 IP...proceeded to allow 0 runs and just 3 hits (.079 AVG) across his next 12 outings of the campaign from Aug. 9-Sept. 18.
- Promoted to FW on Aug. 20 and finished off the game in 5 of his 8 app. with the TinCaps, going 1-0 and converting all 3 of his SVO...allowed just 2 hits overall while with FW.
- Promoted to SA on Sept. 14 and posted 2 scoreless outings.
- Recorded at least 1 SO in 12 of his 14 outings...struck out 22 and walked just 5 in his 14.2 IP (13.50 SO/9 IP ratio).

KEVIN KOPPS



NRI



PERSONAL

- Took home nearly every major award in college baseball in 2021, including the Golden Spikes Award, Dick Howser Trophy, SEC Pitcher of the Year as well as National Player of the Year by Collegiate Baseball and D1Baseball.
- Struck out 131 batters, the 3rd-most in a single season in Arkansas program history, while walking just 18 and allowing only nine earned runs all season.
- Punched out at least one batter in all of his team-leading 33 appearances, including 29 multi-strikeout efforts.
- His lone start of his award-winning season came against NC State in a must-win Game 3 of the NCAA Tournament Super Regional (June 13), striking out a season-high nine in 8.0 innings.
- Member of an Arkansas pitching staff that set a school record with 657 strikeouts in 2021.
- Named 1 of 5 finalists for the Amateur Athletic Union (AAU) James E. Sullivan Award, presented to the most outstanding athlete in the United States, along with US Olympic gold medalists Simone Biles (gymnastics), Caeleb Dressel (swimming), Athing Mu (track and field) and Maddie Musselman (water polo).
- Son of Rick and Michelle...has one sister, Ashley, who played softball at Sam Houston State.

KEVIN KOPPS CAREER PITCHING

Season	Team	League	W	L	ERA	G	GS	CG	SHO	SV	IP	H	R	ER	HR	HB	BB	SO	WHIP	AVG	AB	WP	GDP	TBF	NP-S
2021	A-PAD	ROK	0	0	1.93	4	0	0	0	0	4.2	3	1	1	0	0	1	10	0.86	.176	17	0	0	18	41/37
2021	FW	A+	1	0	0.00	8	0	0	3	3	8.0	2	0	0	0	0	4	10	0.75	.080	25	1	1	29	96/63
2021	SA	AA	0	0	0.00	2	0	0	0	0	2.0	0	0	0	0	1	1	2	0.50	.000	6	0	0	8	32/20
2021	3 Teams	Minors	1	0	0.61	14	0	0	3	3	14.2	5	1	1	0	1	6	22	0.75	.104	48	1	1	55	169/120
2022	SA	AA	1	2	4.14	42	3	0	4	5	54.1	44	30	25	4	5	34	60	1.44	.219	201	10	3	241	954/584
2023	SA	AA	4	3	2.63	33	0	0	6	8	54.2	55	27	16	2	5	24	67	1.45	.255	216	10	2	247	958/615
2023	ELP	AAA	0	1	6.89	13	0	0	1	3	15.2	20	14	12	1	2	12	14	2.04	.303	66	0	1	81	296/175
2023	2 Teams	Minors	4	4	3.58	46	0	0	7	11	70.1	75	41	28	3	7	36	81	1.58	.266	282	10	3	328	1254/790
Career	4 Teams	Minors	6	6	3.49	102	3	0	14	19	139.1	124	72	54	7	13	76	163	1.44	.234	531	21	7	624	2377/1494

CAREER TRANSACTIONS

2021 Signed by SD as a 3rd-round selection in the First-Year Player Draft, July 19

OPTIONS USED: 0/3



AUSTIN KROB

NRI

Height: 6-2 Bats: L
Weight: 212 Throws: L

austinkrob

95

LHP

Full Name	Austin Michael Krob
Date of Birth	September 20, 1999 in Lisbon, Iowa
Current Residence	Fort Worth, Texas
2024 Opening Day Age	24
MLB Service Time	0.000
How Obtained	Signed as a 12th-round selection in the 2022 First-Year Player Draft on August 1, 2022
Contract Status	Signed through 2024

QUICK HITS

- 2024 marked his first invitation to Major League Spring Training after just 25 minor league appearances (23 starts) and a 3.01 ERA (38 ER, 113.2 IP) across his first 2 professional seasons (2022-23).
- Drafted by SD in the 12th-round of the 2022 First-Year Player Draft out of Texas Christian University, and was named to the 2021 NCAA Fort Worth All-Regional Team and a 2nd team All-Big 12 selection for the Horned Frogs.

2023 SEASON

- Appeared in 22 games (making 21 starts) between Single-A Lake Elsinore and Single-A Fort Wayne, posting a cumulative 2.72 ERA (33 ER, 109.1 IP).
- After working just 4.1 innings in 2022, he spoted 50.0 IP in 2023 with LE and 59.1 IP with FW (109.1 IP in total).
- Began the season with LE, making 11 appearances (10 starts), and he owned a 2.34 ERA in his 50.0 innings... opponents hit just .243 against him (46-for-189).
- For the Storm, allowed just 1 home run in his 216 batters faced...with Fort Wayne, allowed 4 home runs in 254 batters faced.
- In the month of May, made 4 appearances (3 starts) and owned a 1.27 ERA (3 ER, 21.1 IP) with a .218 opponent average and 1.03 WHIP.
- Left-handed hitters hit .216 against the southpaw while with LE...righties hit .250 against him.
- After his start on June 20, was promoted to FW on June 27, making his debut with the club on June 29 @ Lake County... allowed 2 runs on 5.0 innings for the win.
- Had his best month with FW in July, posting a 1.64 ERA (4 ER, 22.0 IP) in four appearances (all starts), with a .250 opponents' average.
- Went 5-3 with the TinCaps where he finished his season with a 3.03 ERA (20 ER, 59.1 IP)...opponents hit just .196 (11-for-56) against him with RISP while with FW.
- Struck out 65 batters with FW while allowing 21 walks... between LE and FW, he fanned 124 batters and allowed 43 free passes.
- Forced opposing hitters to ground into 11 double plays (7 with LE and 4 with FW).
- Appeared in one Postseason game for FW on September

15 @ Great Lakes, going 3.0 scoreless innings with one hit allowed.

- Also made one Postseason appearance with SA on September 22 vs. Amarillo, tossing 2.1 innings with a run allowed on two hits.

2022

- Made just three appearances in his professional debut in 2022 after being drafted by the Padres in the 12th round of the 2022 First-Year Player Draft out of Texas Christian University.
- Made one appearance for Rookie-Level ACL Padres before getting assigned to Single-A Lake Elsinore.
- For the Storm, made just two appearances (both starts) and tossed 3.1 innings overall for a 13.50 ERA (5 ER, 3.1 IP).
- Between the two clubs, he owned a 10.38 ERA (5 ER, 4.1 IP) with opponents hitting .300.

PERSONAL

- Parents are Brian and Sonja...has a brother, Colton and a sister, Karlie.
- Earned four varsity letters at Lisbon High School in Iowa, where he was named an IHSBCA All-Star as a senior, all-state honors as a junior and senior, all-conference performer as a senior, district Co-MVP, and first-team All-Iowa following senior campaign...hit .492 with 16 doubles, nine triples and eight home runs while stealing 29 bases as a senior.
- Played one season at Kirkwood Community College in Cedar Rapids, Iowa, making 32 appearances on the season.
- Transferred to Texas Christian University, where he was named to the 2021 NCAA Fort Worth All-Regional Team and a 2nd-team All-Big 12 selection...also earned Big 12 Pitcher of the Week honors (April 5, 2021), and was named Big 12 Newcomer of the Week (March 29, 2021).

AUSTIN KROB



NRI



AUSTIN KROB CAREER PITCHING

Season	Team	League	W	L	ERA	G	GS	CG	SV	SVO	IP	H	R	ER	HR	HB	BB	SO	WHIP	AVG	AB	WP	GIDP	TBF	NP/S
2022	A-PAD	ROK	0	0	0.00	1	0	0	0	0	1.0	0	0	0	0	0	0	0	0.00	.000	3	0	0	3	3-Mar
2022	LE	A	0	0	13.50	2	2	0	0	0	3.1	6	5	5	1	1	2	4	2.40	.353	17	1	0	20	83/48
2022	2 Teams	Minors	0	0	10.38	3	2	0	0	0	4.1	6	5	5	1	1	2	4	1.85	.300	20	1	0	23	86/51
2023	LE	A	0	1	2.34	11	10	0	0	0	50.0	46	21	13	1	3	22	59	1.36	.243	189	2	7	216	821/504
2023	FW	A+	5	3	3.03	11	11	0	0	0	59.1	57	26	20	4	2	21	65	1.31	.251	227	4	4	254	1008/627
2023	2 Teams	Minors	5	4	2.72	22	21	0	0	0	109.1	103	47	33	5	5	43	124	1.34	.248	416	6	11	470	1829/1131
Career	3 Teams	Minors	5	4	3.01	25	23	0	0	0	113.2	109	52	38	6	6	45	128	1.35	.250	436	7	11	493	1915/1182

CAREER TRANSACTIONS

OPTIONS USED: 0/3

2022 Signed by SD as a 12-round selection in the First-Year Player Draft, August 1



MOISES LUGO

NRI

Height: 6-1 Bats: R
Weight: 247 Throws: R

L00-goh

89

RHP

Full Name	Moises Lugo
Date of Birth	January 20, 1999 in San Cristobal, Dominican Republic
Current Residence	San Cristobal, Dominican Republic
2024 Opening Day Age	25
MLB Service Time	0.000
How Obtained	Signed as an international free agent on March 15, 2017
Contract Status	Signed through 2024

QUICK HITS

- The 25-year-old right-hander received his 2nd Major League Spring Training invite in 2024 (1st was in 2023).
- Over 137 minor league appearances (37 starts) in the Padres' system from 2017-23, he went 23-12 with 4 saves and a 3.69 ERA.
- Was 1 of 4 pitchers in all of minor league baseball in 2022 to have 8-or-more winning decisions with 0 losses.

2023 SEASON

- Spent the entire season with El Paso (AAA), posting a 6.16 ERA (34 ER, 49.2 IP) in 46 relief appearances.
- His 46 relief outings were a career high in a season (besting his previous high of 39 in 2022 between San Antonio (AA) and ELP)...it also marked his 1st professional season in which he did not make a single start.
- Saw a stint on the Injured List when he was placed on the 7-Day IL on June 10...was activated on June 20.
- Of his 46 total outings, had 3 appearances in which he allowed 4 earned runs.
- 2 of his 4 ER outings came across his first 26 outings from March 31-July 16 (5.76 ERA)...remove those 2 outings, and he had a 2.99 ERA across his other 24 outings in that stretch.
- Righties hit .233 vs. Lugo while lefties hit .257...held opposing batters to a .210 clip when pitching with RISP.

2022

- Spent most of the season with San Antonio (AA) while also making his Triple-A debut with El Paso (AAA), going a combined 8-0 with 2 saves, a 3.22 ERA (26 ER, 72.2 IP) and 97 SO vs. 39 BB across a career-high 39 appearances.
- Began the season with SA, where he made 28 app. (1 start), going 6-0 with a 2.74 ERA (19 ER, 62.1 IP).
- Tossed 2.0 innings-or-more in 23 of his 28 outings with the Missions, posting a 1.56 ERA and .161 opp. AVG in those appearances...went hitless in 8 of his multi-inning outings.
- SA won 8 consecutive appearances of his from May 10-June 22, and also in 9 straight outings from July 13-Aug. 23.
- Posted season highs in IP (3.1) and strikeouts (7) on July 24 vs. Corpus Christi and did not allow a hit.

- 18 of his 19 ER allowed for the Missions came in his 16 road outings and 30.0 IP (5.40 ERA)...allowed just 1 run (earned) in his 12 app. and 32.1 IP at home for SA (0.28 ERA).
- Promoted to ELP on Aug. 30 and was scoreless in 7 of his 11 outings with the Chihuahuas...4 of his 7 ER allowed came in his penultimate outing of the season on Sept. 25 vs. Oklahoma City...remove that outing, and Lugo had a 3.00 ERA across his other 10 Triple-A outings.
- Triple-A hitters batted .262 vs. Lugo...all 5 of his walks came in his first 5 outings and 4.1 IP...did not issue a walk across his final 6 outings and 6.0 IP.

2021

- Spent the majority of the season with Fort Wayne (A) before making his Double-A debut with San Antonio, posting career highs in IP (90.1), strikeouts (115) and starts (19).
- Began the season with FW and his ERA sat at a season-best 2.79 after his first 9 starts from May 8-June 24...allowed 1 ER-or-fewer in 7 of his first 9 starts and limited hitters to a .165 clip before allowing a combined 9 ER across his next 2 starts on June 30 and July 6...went 4-0 and posted a 2.40 ERA with a .185 opp. AVG across his final 6 app. (5 starts) for FW before being promoted to SA on Aug. 16.
- His first 3 app with SA came in starts, going 0-1 with a 2.53 ERA and .225 opp. clip...finished the season with 3 scoreless relief outings and 4.1 IP, allowing just 2 hits (.133 AVG).

2020

- Did not pitch competitively due to the COVID-19 pandemic and was not a part of the Padres' 60-man player pool at their Alternate Training Site.

2017-19

- Split the 2019 season between the Rookie-Level Arizona League Padres and Fort Wayne (A), going a combined 5-2 with a 3.83 ERA (17 ER, 40.0 IP) and 41 SO vs. 8 BB across 9 relief outings.
- Made 2 starts for the AZL Padres in 2018, allowing 8 runs across 3.0 IP (24.00 ERA).
- Made his professional debut with the DSL Padres in 2017, going 2-2 with a 2.11 ERA (15 ER, 64.0 IP) across 13 starts.

MOISES LUGO



NRI



MOISES LUGO CAREER PITCHING

Season	Team	League	W	L	ERA	G	GS	CG	SV	SVO	IP	H	R	ER	HR	HB	BB	SO	WHIP	AVG	AB	WP	GIDP	TBF	NP/S
2017	D-PAD	ROK	2	2	1.97	13	13	0	0	0	64.0	50	20	14	1	3	17	54	1.05	.217	230	9	4	254	437/346
2018	A-PA1	ROK	0	1	24.00	2	2	0	0	0	3.0	10	8	8	0	0	4	4	4.67	.526	19	0	1	23	48/30
2019	A-PA1	ROK	4	1	1.93	9	0	0	0	0	28.0	28	13	6	1	3	2	28	1.07	.269	104	2	4	111	178/163
2019	A-PA2	ROK	1	0	2.57	2	0	0	0	0	7.0	6	2	2	0	0	3	10	1.29	.231	26	0	0	29	60/46
2019	FW	A(Full)	0	1	16.20	3	2	0	0	0	5.0	8	9	9	2	2	3	3	2.20	.381	21	0	1	27	98/59
2019	3 Teams	Minors	5	2	3.83	14	2	0	0	0	40.0	42	24	17	3	5	8	41	1.25	.278	151	2	5	167	336/268
2019	2 Teams	ROK	5	1	2.06	11	0	0	0	0	35.0	34	15	8	1	3	5	38	1.11	.262	130	2	4	140	238/209
2021	FW	A+	4	3	3.46	17	16	0	0	0	75.1	52	30	29	9	3	32	93	1.12	.193	269	7	3	311	1241/767
2021	SA	AA	0	1	1.80	6	3	0	0	0	15.0	11	4	3	1	2	8	22	1.27	.200	55	1	1	65	298/181
2021	2 Teams	Minors	4	4	3.19	23	19	0	0	0	90.1	63	34	32	10	5	40	115	1.14	.194	324	8	4	376	1539/948
2022	SA	AA	6	0	2.74	28	1	0	2	2	62.1	41	22	19	4	2	34	85	1.20	.186	221	3	1	258	1111/680
2022	ELP	AAA	2	0	6.10	11	0	0	0	1	10.1	11	8	7	2	1	5	12	1.55	.262	42	1	0	48	191/122
2022	2 Teams	Minors	8	0	3.22	39	1	0	2	3	72.2	52	30	26	6	3	39	97	1.25	.198	263	4	1	306	1302/802
2023	ELP	AAA	4	3	6.16	46	0	0	2	6	49.2	47	38	34	4	6	38	69	1.71	.242	194	7	3	240	1010/602
Career	6 Teams	Minors	23	12	3.69	137	37	0	4	9	319.2	264	154	131	24	22	146	380	1.28	.224	1181	30	18	1366	4672/2996

CAREER TRANSACTIONS

OPTIONS USED: 0/3

2017 Signed by SD as an international free agent, March 15



MANNY MACHADO

Height: 6-3 Bats: R
Weight: 225 Throws: R

machados13

13

INF

Full Name	Manuel Arturo Machado Jr.
Date of Birth	July 6, 1992 in Miami, Florida
Current Residence	Coral Gables, Florida
2024 Opening Day Age	31
MLB Service Time	11.056
MLB Debut	August 8, 2012 vs. KC (with BAL)
How Obtained	Signed as a Major League free agent on February 21, 2019
Contract Status	Signed through 2033

QUICK HITS

MR. DEPENDABLE From 2015-23, Machado's 5,608 plate appearances and his 1,294 games played rank 2nd in the Majors to only Paul Goldschmidt. In his 10 full ML seasons, he has played in 150-plus games 8 times and has logged all 162 games twice.

SERVICE WITH A SMILE Entered 2024 with 11.056 years of Major League service time, 2nd on the club to only Yu Darvish (12.000).

300 OF THEM THINGS In Game 1 of SD's July 15, 2023 doubleheader @ PHI, he connected with his 300th career HR to become the 11th active player to reach the 300 HR plateau.

WE GOT OUR MAN-NY On February 27, 2023, the Padres signed Machado to a new 11-year, \$350M contract through the 2033 season, which at the time was the 4th-largest guaranteed contract in MLB history, behind only Mike Trout (\$426.5M), Mookie Betts (\$365M) and Aaron Judge (\$360M).

M(ANNY)VP Was a finalist for NL MVP in 2022, finishing 2nd in voting behind Paul Goldschmidt. It was his 6th season in which he received MVP votes and marked the highest finish for a Padre since Ken Caminiti won the franchise's only MVP award in 1996.

MADE FOR THE MOMENT Slashed .271/.327/.583 and helped guide the Padres to their first NLCS since 1998 in 2022. 7 of his 13 hits went for extra bases, the most extra-base hits by a Padre in a single Postseason in franchise history. He's also homered at least once in each of his 5 Postseason series as a Padre dating back to 2020, an SD franchise-Postseason record.

1500 CLUB On June 15, 2022 at Wrigley Field, collected his 1,500th hit of his career, making him just the 17th player in Major League history to notch 1,500 hits and 250 home runs before turning 30 years old.

"EL MINISTRO DE DEFENSA" Given the nickname following the 2017 World Baseball Classic when he represented the Dominican Republic. Also played for the DR in the 2023 WBC.

MANNY'S HOT CORNER Established in 2022, Manny's Hot Corner hosts underserved youth throughout the season with t-shirts, game tickets, dinner and a meet-and-greet with Manny himself after batting practice.

ACCOLADES

All-MLB First Team (3B, 2020 & 2022 with SD)

6x All-Star (2013, 2015-16, 2018 with BAL & 2021-22 with SD)

NL Silver Slugger (2020, SD)

2x Rawlings Gold Glove (2013 & 2015, BAL)

Rawlings Platinum Glove (2013, BAL)

Wilson Team Defensive Player of the Year (2013, BAL)

Home Run Derby Participant (2015)


AL Player of the Month (April 2016 and August 2017)

MVP Voting (9th in 2013, 4th in '15, 5th in '16, 3rd in '20, 18th in '21, 2nd in '22)

2023 SEASON

- After signing an 11-year contract through the 2033 season on Feb. 28th, Machado concluded his 12th Major League season (5th with SD) tabbed as a Silver Slugger Award finalist after amassing 21 2B, 30 HR and 91 RBI with 3 SB at a .258 clip (140-for-543) across 138 games.
- Save for the shortened 2020 season, Machado's 138 games played were his fewest since an injury-laden 2014 season (82 G)...2023 marked his 3rd-fewest games played in his career, trailing the 2014 season and his rookie campaign in 2012 (51 G).
- Turned in a .975 fielding percentage (7 E/278 TC) across 105 games (all starts) at the hot corner, with 74 of those games coming prior to the All-Star break...made 60 starts at third base during the second-half of the season after being diagnosed with lateral epicondylitis (tennis elbow) in September.
- Per Statcast, his 11 outs above average led the Padres...his 11 OAA at 3B tied for 2nd most among NL third basemen with COL's Ryan McMahon and trailing just PIT's Ke'Bryan Hayes' 17...per Fangraphs, his 11 OAA tied with Fernando Tatis Jr. for the team lead.
- Was placed on the 10-day IL on May 19 (retro: May 16) with a left hand fracture and was later reactivated on June 2.... Machado, had not been placed on the IL since 2014 with BAL (right knee sprain)...since he was reinstated from the IL in 2015, he has played the 2nd-most games of any player in MLB (1,294)...those 1,294 games trailed just Paul Goldschmidt's 1,312 games for the most of any player since

MANNY MACHADO



2015, and Manny's 280 HR since 2015 also rank 2nd in MLB behind just Nolan Arenado (297).

- July 5 vs. LAA, hit his 66th HR at Petco Park, passing Adrian Gonzalez's 65 HR for the most homers all-time at Petco Park.
- Celebrated his 31st birthday on July 6...among players who primarily played third base, Eddie Matthews (399 HR) is the only player with more HR than Machado (294) prior to turning 31.
- In Game 1 on July 15 @ PHI, connected with his 300th career HR to become the 11th active player to reach the 300 HR plateau.
- His final start in the field came on Aug. 31...made 19 appearances (all starts) at DH for the remainder of the

season from Sept 1-29, hitting .321 (26-for-81) with 2 2B, 5 HR and 13 RBI.

- Tallied a 5-game hitting streak from Sept. 22-29 to conclude his season...hit .500 (11-22) with 2 HR and 7 RBI for a 1.294 OPS...the stretch tied for his 3rd-longest hitting streak of the year (longest: 7 G, 2 X).
- Reached base in 15 of his final 17 games at a .342 clip (.385 OBP) with 2 2B, 5 HR and 13 RBI...collected a hit in 12 of his final 16 and 20 of his final 26 games while hitting .288 (32-for-111) with 3 2B, 6 HR and 17 RBI.
- On Sept. 22 vs. STL, tallied his 6th multi-HR game of the year en route to his 7th, 30-HR season - which ties for the 3rd-most seasons of the kind among active players.
- Played for the Dominican Republic in the WBC for the 2nd

MANNY MACHADO



time in his career (other: 2017)...hit .235 (4-for-17) with a 2B, 2 HR and 4 RBI in 4 games.

- Underwent right elbow extensor tendon repair surgery on October 3rd in Los Angeles, performed by Dr. Neal ElAttrache...estimated recovery timeline was 4-6 months.

2022

- Capped his 11th Major League season ranking among the top of the NL in OPS (3rd, .898), intentional walks (3rd, 10), AVG (4th, .298), SLG (4th, .531), runs (T-6th, 100), hits (6th, 172), RBI (T-6th, 102), extra-base hits (T-6th, 70), OBP (7th, .366) and home runs (9th, 32).
- Finished second in MVP voting, behind Paul Goldschmidt, marking the highest finish for a Padre since Ken Caminiti won the franchise's only MVP award in 1996...it was also his highest individual finish in MVP voting, as well as his fourth-career Top-5 finish.
- Named to the All-MLB First Team for the second time in his career (also, 2020).
- Amassed a career-high 7.4 WAR (Fangraphs), which trailed just Aaron Judge's 11.4 mark...it was the highest WAR by a Padres' position player since Ken Caminiti in 1996.
- 2022 marked Machado's second 30+ home run season as a

Padre and the sixth of his career, which ties for the second-most seasons of that kind among active players from 2012-22, trailing Mike Trout, Paul Goldschmidt and Nelson Cruz's seven 30+ home run seasons.

- On June 15 at CHC, collected his 1,500th hit of his career, making him just the 17th player in Major League history to notch 1,500 hits and 250 home runs before turning 30 years old.
- Accrued his 3rd-highest single-season RBI total (102), marking the 1st time in his career he collected 100+ RBI in consecutive seasons (106 RBI in '21)...he is 1 of 4 Major Leaguers to notch 100+ RBI in each of the last 2 seasons, joining Matt Olson, José Ramírez and Nolan Arenado.
- Also finished the season tied for third in the NL in multi-hit games after collecting his 50th multi-hit effort on the last day of the regular season...2022 tied his 2015 season with BAL for third-most multi-hit games in a single campaign (career high: 55 games in 2013 w/ BAL).
- His 70 XBH ranked third all-time among SD third basemen, behind Phil Nevin (72 in '01) & Ken Caminiti (79 in '96).
- Through the first 27 games of the season, Machado was part of a duo with former teammate Eric Hosmer that ranked No. 1 and No. 2 in the Majors in average and OBP for the first time since 1951, when Dodger teammates Jackie Robinson and Pee Wee Reese ranked No. 1 & No. 2 in both categories

MANNY MACHADO



through the first 34 games of the 1951 season.

- On May 22, became the first player in MLB history with three doubles, a triple, three runs and a walk in a single game.
- Selected as a 2022 All-Star for the sixth time in his career on July 19 at Dodger Stadium...he started at 3B and went 0-for-2...he was robbed of a first-inning single (105 mph exit velocity) by CLE's 2B Andrés Giménez.
- Collected multiple hits in a career-long 8 consecutive games from Aug. 9-17, batting .486 (17-for-35) over the stretch...it was the longest multi-hit streak of any player in 2022 and tied with Tony Gwynn's 8-game multi-hit streak in 1988 for the second-longest in club history, trailing just Gary Sheffield's nine in 1992.
- Received Player of the Week honors on Aug. 15, after hitting .429 with a pair of home runs, 10 RBI, 7 runs and 12 hits... collected multiple hits in 5 of 6 games from Aug. 8-14, which included a 3-run, walk-off home run against San Francisco on Aug. 9.
- On Sept. 28, swiped his ninth bag of the year and was one stolen base shy of being the first Padre ever to have multiple seasons with triple-digit RBI and double-digit stolen bases... José Ramirez, Mike Trout, Paul Goldschmidt and Albert Pujols were the only active players to have three such seasons.

POSTSEASON: Slashed .271/.327/.583 and helped guide the Padres to their first NLCS since 1998 in 2022.

- With his home run in Game 2 of the NLCS, Machado homered in five consecutive Postseason series, dating back to 2020, making it the longest home run streak in consecutive Postseason series by a Padre in club history... the next longest stretch was Jim Leyritz's 2 straight series in 1998 and Trent Grisham's two series in 2022.
- Machado's seven extra-base hits in the 2022 Postseason were the most of any Padre in a single playoff run (previous high was four XBH, tied by eight previous Padres), and his 4 homers tied with Leyritz' four in 1998 for the most by a Padre in a single Postseason.
- Machado's 7 RBI trailed just Leyritz' 9 in 1998 and Steve Garvey's 9 in 1984 for the most of any Padre in a single Postseason.

2021

- In his 3rd season with San Diego, logged 106 RBI, 1 shy of his career high (had 107 in 2018 between the Orioles and the Dodgers).
- Named to the NL All-Star team in place of Ronald Acuña Jr. on July 10...it marked his 5th career All-Star selection, his 1st in the NL, and his 1st since 2018 (BAL)...along with Jake

MANNY MACHADO

Cronenworth and Fernando Tatis Jr., Machado's selection marked the 1st time SD had 3 All-Star infielders since 1992, with the other instance coming in 1985.

- His .407 slugging percentage with 2 strikes against him ranked 3rd highest in the NL behind just Bryce Harper's .424 SLG and Brandon Belt's .467 SLG.
- Prior to the All-Star game, hit .267 with a .354 OBP, .479 SLG, and .833 OPS...in the second half, hit .291 with a .338 OBP, .502 SLG, and a .840 OPS.
- Hit 122 line drives in 2021, and his 25.8 line drive percentage was the highest in a season in his career.
- His 247 hard-hit balls (those hit 95+ mph) led the NL, and his 52.2 hard-hit percentage ranked 4th in the NL behind Tatis Jr. (55.6%), Joey Votto (53.2%), and Juan Soto (52.7%)... his 93.1 mph average exit velocity ranked 2nd in the NL behind teammate Fernando Tatis Jr.'s 93.4 mph.
- His 63 barrelled balls ranked 5th in the NL and 2nd on SD behind Fernando Tatis Jr.'s NL-leading 70 barrelled balls.
- His 61 extra-base hits ranked T-2nd on the team with Cronenworth, trailing just Tatis Jr.'s 73 XBH...had a 6-game stretch in which he had at least 1 extra-base hit from July 17-23 (5 doubles and 1 HR for a .708 SLG).
- Had a season-long 11-game hitting streak from August 26-September 8, during which he hit .333 (15-for-45) with 4 2B and 2 HR...had a season-long 16-game OB streak from April 2-18, where he had 18 hits, 13 walks and a .437 OBP.
- Hit .344 (44-for-128) with runners in scoring position, which ranked 6th highest in the NL...his 1.307 OPS with RISP/ 2 out ranked 4th in the NL.
- Led the team in sacrifice flies (11), intentional walks (10), go-ahead RBI (25), and fly balls hit (164).
- From the beginning of September through the end of the season, posted a .859 OPS with a 505 SLG.
- Commissioned the Padres "Swagg Chain"...placed said chain on the necks of each Padre in the dugout after they homer and for postgame interviews...is made of real silver and semi-precious stones that weighed 6.5 lbs.

2020

- Earned his 1st-career Silver Slugger award and was an All-MLB First team selection along with teammate Fernando Tatis Jr...was a NL MVP finalist, finishing 3rd in the race behind LAD's Mookie Betts and ATL's Freddie Freeman (the winner)...was also a NL Gold Glove Award finalist (3B).
- Finished the season ranking T-3rd in the National League in multi-hit games (21), 5th in RBI (47), 6th in total bases (130), T-7th in hits (68), 8th in SLG (.606), and 9th in runs scored (44)...his .950 OPS was 11th best of any Padre in a season.
- Posted career highs in AVG (.304), OBP (.379), SLG (.580), OPS (.950), AB/HR (14.00), AB/RBI (4.77), and runs created per 27 outs (7.22).
- His 7 defensive runs saved (FanGraphs) ranked T-3rd among

National League infielders with CHC's Javy Baez, trailing only Dansby Swanson's 10 and Nolan Arenado's 15.

- Hit 2 of the Padres 7 grand slams in 2020, including a walk off grand slam in the 10th inning on Aug. 19 vs. Texas Rangers...it was the Padres franchise-record 3rd grand slam in 3 games (Eric Hosmer would hit the Major League record 4th GS in 4 games the next day)...the walk off slam made Machado the youngest player in MLB history to have a walk off GS in both leagues, 1 of 22 players in MLB history with multiple walkoff grand slams and just 1 of 2 active players (also: Giancarlo Stanton), the 2nd player in Padres history to hit a walk-off slam in extra innings, joining Adrian Gonzalez (June 2, 2010 vs. NYM) and the 1st Padre to hit a walk-off slam in extra innings while trailing in the game.
- Was named National League Player of the Week in back-to-back weeks on August 24 and August 31 (his 5th and 6th such awards of his career).
- Was the 1st Padres player to win NL Player of the Week in back-to-back weeks since Tony Gwynn in July 1988, and it marked the 1st time that the Padres have had consecutive awards since Andy Benes and Gwynn in Aug 1993... Machado was the 1st player to be honored in 2 straight weeks since CLE's Francisco Lindor in May '18...along with teammate Fernando Tatis Jr.'s award earlier in August (Aug. 9th), the Padres claimed 3 of the 1st 5 NL POW awards.
- Posted a 1.190 OPS @ Petco Park, the 3rd best OPS at home in MLB behind Brandon Belt (1.246) and DJ LeMahieu (1.265)...his 42 hits at home led all of baseball.
- His 1.222 OPS in Interleague games ranked 5th in MLB.

POSTSEASON: In his 4th-career Postseason run, he played in all 6 games and went 4-for-26 (.154) with 2 home runs, 2 RBI and 3 runs scored.

- Homered on October 1 vs. STL (Game 1 of the Wild Card series) in the 6th inning, following Fernando Tatis Jr.'s homer...it was the 2nd time in SD Postseason history in which the Padres hit back-to-back HRs (Tony Gwynn and Greg Vaughn on Oct. 17, 1998 @ NYY).

2019

- In his 1st season with SD, led the Padres in runs (81), XBH (55) and BB (65), ranked T-1st in runs created (86), 2nd in HR (32), RBI (85), total hits (150), games played (156), at-bats (587) and PA (661) and 3rd in 2B (21).
- Among all qualifying NL hitters against LHP, ranked T-1st in SLG (.685), T-6th in HR (13), 8th in OBP (.404) and T-9th in AVG (.315).
- Hit safely in a career-high 13 consecutive road games from April 30-May 28, slashing .333/.386/.549 with 5 2B, 2 HR and 7 RBI in that time...it tied with Hosmer's 13-game road hit streak from May 14-June 15 for the longest on the club.
- Recorded his 1st multi-HR game as a Padre on May 4 vs. LAD, with both HR coming off Rich Hill...it marked the 1st of 4 multi-HR games for Machado in 2019 (also: June 13 at COL, June 29 vs. STL and July 13 vs. ATL) and he finished

MANNY MACHADO



the campaign with 50 career multi-HR games.

- Recorded an RBI in 8-straight games from June 16-25, 1 game shy of the Padres franchise record (3x: Jason Bartlett in 2011, Steve Finley in 1996 and Sixto Lezcano in 1982).
- In his return to Baltimore on June 25, homered in his 2nd at-bat, which was his 100th-career HR at Camden Yards.
- Hit his 200th career HR on July 20 at Wrigley Field, a 2-run HR off Jose Quintana...he became the 2nd-youngest 3B (27 years, 14 days old) to hit 200 HR in ML history, behind Eddie Matthews (25 years, 242 days).
- Made his 1st-career PH plate appearance in the 9th inning on September 12 vs. CHC...went 4,678 career PA before logging his 1st-career PH appearance, shattering the longest start-of-career streak of PA without pinch-hitting (among players to debut since 1961), ahead of Deivi Cruz's streak of 2,479 PA from 1997-2001.
- Grounded into 24 2B plays, the most in the NL.
- Hit .219 (62-for-283) in 78 games at Petco Park as opposed to a .289 mark (88-for-304) in 78 games on the road...when in opposing NL West ballparks, hit .306 (45-for-147) with 10 HR and 24 RBI...at Petco Park against the NL West, he hit .186 (22-for-118) with 5 HR and 15 RBI.

2018

- Acquired by LAD from BAL on July 18, a day after the All-Star Game for their Postseason run...appeared in the playoffs for the 3rd time and 1st since 2016 with BAL.
- Ended 2018 and his age-25 season with a 33.8 career WAR (wins above replacement), which is higher than Joe DiMaggio (33.6), Barry Bonds (33.3), Willie Mays (32.5) or Lou Gehrig (31.7) had through their age-25 seasons.
- In 162 combined games between BAL and LAD, recorded his 1st-career 100+ RBI season (107) and matched his career high with 37 HR (also: 2016).
- 1 of only 7 players to play in all 162 games in 2018, while also ranking among the Top 10 in several categories, including IBB (18, 3rd), hits (188, T-3rd), total bases (340, 4th), and multi-hit games (54, T-6th).
- Held the longest on-base streak in the majors in 2018 with a career-high 33-game mark from June 27-August 2.
- Selected to his 4th All-Star Game (also: 2013 and '15-16) and named the starting shortstop (2nd All-Star start) after batting .315 with 21 2B, 24 HR and 65 RBI before the break.
- In the 1st half of the season, he ranked among AL leaders in RBI (T-4th), SLG (.575, 5th) OPS (.963, 5th), hits (115, T-5th), AVG (6th), HR (6th) and OBP (.387, 9th)...he joined Alex Rodriguez, Arky Vaughan, and Cal Ripken, Jr. as the only players to start an All-Star Game at 3B and SS.
- Acquired by LAD from BAL on July 18 in a 6-player trade... led LAD in the 2nd half of the regular season in hits (73), RBI (42) and ABs (267) and tying the club lead in HR (13), 2nd in runs (36) and games (66) and T-2nd in 2B (14).

- LAD went 40-28 in the 2nd half after acquiring Machado... he finished the regular season with a 10-game hitting streak, going 13-for-40 with 2 2B, 2 HR, 11 RBI, and a .947 OPS.

POSTSEASON: Hit safely in 11 of the Dodgers' 16 games (.227 overall) in their NL pennant-winning Postseason run... homered twice in the NLDS vs. ATL and again in Game 1 of the NLCS at MIL.

2017

- Appeared in all 6 of the Dominican Republic's World Baseball Classic games in March...hit .321 (7-for-26).
- Named AL Player of the Month for August, his 2nd-career AL Player of the Month award (also: April 2016)...in August, he hit .341 (43-for-126) with 6 2B, 13B, 12 HR and 35 RBI.
- Named AL Player of the Week for the week of Aug. 14-20.
- Homered 5 times in the 6-game homestand (Aug. 18-23), including 2 walk-off HR (Aug. 18 and 23)...his 12 home runs in August were a career high for a single month.
- His walk-off grand slam on Aug. 18 vs. LAA was his 3rd homer of the game...he became the 13th player in ML history with 3 HR in a game with the last 1 being a walk-off.
- Hit 3 grand slams in 2017...his 6 grand slams from 2016-17 were the most in the majors...became just the 10th player in ML history to hit 3 grand slams in a calendar month.
- Hit a ML-leading 3 walk-off HR in 2017 (Aug. 18 vs LAA, Aug. 23 vs. OAK and Sept. 5 vs. NYY).

2016

- Selected to his 2nd consecutive and 3rd-career All-Star Game (also: 2013 and 2015) and elected the starting 3rd baseman by fan balloting...finished 5th in AL MVP voting.
- Hit 11 HR as a SS and 26 HR as a 3B, becoming the 2nd player in ML history to homer at least 10 times as a SS and 20 times as a 3B in the same season (also: Howard Johnson, NYM in 1989; 26 HR as 3B, 10 HR as SS).
- Named AL Player of the Month for April, batting .344 (33-for-96) with 10 2B, 7 HR, 16 RBI, and 20 runs scored.
- Played his 500th career game on May 30 vs. BOS...logged 211 XBH within his 1st 500 games, passing Cal Ripken, Jr. (208) for the Orioles record.
- Served a 4-game suspension after charging the mound, following being hit by a pitch on June 7 vs. KC by Yordano Ventura.
- Homered in the 1st, 2nd, and 3rd innings on August 7 at CWS...became the 2nd player in ML history to homer in each of the 1st 3 innings of a game (also: CWS Carl Reynolds on July 2, 1930 at NYY)...also became the 9th player in ML history to homer in 3 consecutive innings and 1st since Kevin Mench (TEX) on June 30, 2005 vs. LAA.
- Hit his 100th-career HR on Aug. 30 vs. TOR, becoming the fastest Oriole (in terms of age) to reach the 100-career HR

MANNY MACHADO

plateau at 24.055...Eddie Murray (1980) did so at age 24.177.

POSTSEASON: Went 1-for-4 in BAL's 5-2 AL Wild Card game defeat to TOR on October 4.

2015

- Earned his 2nd Rawlings Gold Glove Award and 2nd All-Star game selection...finished 4th in AL MVP voting.
- Led all AL 3B in total chances (488), double plays (38), range factor/9.0 innings (3.09) and range Factor/game (3.01)...also ranked 2nd in assists (337) and putouts (132).
- Was the only player in the majors to play in all 162 regular season games.
- Named AL Player of the Week for the period ending on June 14 after batting .458 (11-for-24) with 12B, 2 HR, and 5 RBI (2nd career AL POW honor, also: 8/12/12).
- Named a player selection to the 2015 All-Star Game, his 2nd career ASG selection (1st: 2013).
- Made his 1st ML app.. at SS in the top of the 12th on Aug. 23 vs. MIN...made his 1st-ML start at SS on Aug. 31 vs. TB (his 1st pro start at SS since Aug. 8, 2012 with Double-A Bowie).
- Logged his 500th-career hit with a single in the 5th on Sept. 22 @ WSH.

2014

- Played in 82 games after beginning the season on the 15-day DL (retro: March 21), recovering from left knee surgery.
- Hit .210/.263/.276 in his 1st 26 games (May 1-30), before finishing the season batting .311/.353/.505 with 10 HR and 27 RBI in his final 56 games (May 31-August 11).
- Suspended 5 games from June 30-July 5 (G1) for "intentionally throwing his bat on the field" in the 8th inning on June 8 vs. OAK.

2013

- Hit 51 2B, leading the AL and becoming the 2nd player in ML history to record 50+ 2B in a season during which he was 20 years old, joining Alex Rodriguez (54 in 1996).
- Named to his 1st-career All-Star team as reserve 3B (0-for-1), collecting the 9th-most votes in the AL (4,101,089).
- Won his 1st-career Gold Glove Award, the 1st Orioles 3B to win the award since Brooks Robinson in 1975...led all AL 3B in fielding % (.973), assists (355) and DP turned (42).
- Won the Platinum Glove, given annually to the best individual defender in each league.
- Posted a 4.4 defensive WAR, pacing all AL defenders and ranking 3rd-highest in the majors in 2013.
- Finished the season leading the AL in 2B (51) and ABs (667), 6th in hits (189), 7th in multi-hit games (55), T-7th in XBH (68), 10th in total bases (288) and T-16th in runs (88).

- Made his 1st-career Opening Day roster and became the 4th Oriole to start on Opening Day at 20-or-younger.
- Snapped his 1,206 consecutive innings played streak on June 27 vs. CLE (1st-career ejection).
- Suffered a torn medial patellofemoral ligament in his left leg on Sept. 23 at TB...placed on 60-day DL on Sept. 24 for the remainder of the season...on Oct. 14, Dr. Neal ElAttrache performed an arthroscopy and open reconstruction of the medial patellofemoral ligament...a hamstring tendon was used to graft a replacement for the ruptured ligament.

2012

- Began the season playing in 109 games for Bowie (AA) before having his contract selected by BAL on August 9 and making his ML debut that night against KC.
 - Went 2-for-4 with a 3B in his ML debut, becoming the 1st Orioles position player to debut before age 21 since Eugene Kingsale on September 3, 1996.
 - Homered twice in his 2nd ML game at 20 years, 35 days old...became the 1st player in modern ML history (since 1900) to hit 2 HR and a 3B in his 1st 2 career games in the majors...also became the youngest player in ML history to have a multi-HR game in either his 1st or 2nd career game.
 - Became the 1st player since at least 1918 to hit 3 homers in his 1st 4 career games at age 20-or-younger.
 - Named Co-American League Player of the Week with BOS' Adrian Gonzalez for the week ending Aug. 12, becoming the youngest POW winner in either league and in the 10-year history of MLB's Player of the Week Award...was the 1st position player to be honored in his 1st week of eligibility and the youngest player ever to win the award.
 - Selected to his 2nd consecutive Futures Game roster.
- POSTSEASON:** Became the 2nd-youngest player (20.096) in ML history to homer in the postseason in Game 3 of the ALDS at NYY on October 10, 2012...was passed on the list by Bryce Harper 2 days later on October 12, 2012 (19.362).

2011

- Split the season between Delmarva (A) and Frederick (A)... following the season, ranked as the 2nd-best prospect in the Orioles system by *Baseball America*.
- Named the MVP of the Mills Cup with a HR and 7 RBI.
- Selected to his 1st US roster for the Futures Game in Phoenix, Ariz.

2010

- Named the best prospect in the Orioles organization by *Baseball America* following his 1st professional stint... homered for his 1st professional hit in his 2nd-career game on August 28 vs. DSL Rays (R).

MANNY MACHADO



PERSONAL

- Originally signed with the Padres on Feb. 21, 2019 to a 10-year, \$300-million contract through the 2028 season, which was the largest at the time for a free agent in MLB history... on February 27, 2023, the Padres signed Machado to a new 11-year, \$350M contract through the 2033 season, which at the time was the 4th-largest guaranteed contract in MLB history, behind only Mike Trout (\$426.5M), Mookie Betts (\$365M) and Aaron Judge (\$360M).
- Married to Yainee, who is the sister of former Padres 1st baseman and Yonder Alonso...the couple married in the offseason in 2014 in Angers, France, right outside of Paris.
- Yonder, whom Manny considers one of his best friends, introduced Manny to Yainee in 2009, when the three of them went to lunch one day after classes at the University of Miami...Yonder had taken Manny under his wing, and while they were training for the season together, Manny and Yainee became friends...in 2011, Yonder invited Manny to join them on a family vacation in Spain, and it was at that time when Yainee and Manny started dating.
- When he was 17, ate empanadas with then-teammate Bryce Harper while in Barquisimeto, Venezuela with the 2009 under-18 U.S. National Team for the Pan Am junior world championships. "Crushed them," Machado said.
- Graduated from Brito Miami Private High School and was drafted 3rd overall by the Orioles in 2010.
- Manny's grandfather, Francisco Nuñez, had the largest impact on his passion for baseball...he passed away during his senior year of high school and Machado writes his initials (FN) in the infield dirt as he takes the field every game.
- Manny and Yainee have a dog named "Kobe" (named after Kobe Bryant).

MANNY MACHADO

MANNY MACHADO CAREER BATTING

Season	Team	League	AVG	G	AB	R	H	2B	3B	HR	RBI	BB	SO	SB	CS	OBP	SLG	OPS	PA	HBP	SAC	SF	GDP
2010	G-ORI	ROK	.143	2	7	1	1	0	0	1	2	0	1	0	0	.143	.571	.714	7	0	0	0	0
2010	ABD	A(Short)	.345	7	29	2	10	1	1	0	3	3	2	0	0	.406	.448	.854	32	0	0	0	0
2010	2 Teams	Minors	.306	9	36	3	11	1	1	1	5	3	3	0	0	.359	.472	.831	39	0	0	0	0
2011	DEL	A(Full)	.276	38	145	24	40	8	2	6	24	23	25	3	1	.376	.483	.859	170	1	0	1	8
2011	FRE	A(Adv)	.245	63	237	24	58	12	3	5	26	22	48	8	5	.308	.384	.692	260	0	0	1	8
2011	2 Teams	Minors	.257	101	382	48	98	20	5	11	50	45	73	11	6	.335	.421	.756	430	1	0	2	16
2012	BOW	AA	.266	109	402	60	107	26	5	11	59	48	70	13	4	.352	.438	.790	459	6	1	2	15
2012	BAL	MLB	.262	51	191	24	50	8	3	7	26	9	38	2	0	.294	.445	.739	202	0	1	1	6
2013	BAL	MLB	.283	156	667	88	189	51	3	14	71	29	113	6	7	.314	.432	.746	710	2	9	3	15
2014	FRE	A(Adv)	.667	3	12	5	8	4	1	0	2	1	1	1	0	.692	1.167	1.859	13	0	0	0	0
2014	BAL	MLB	.278	82	327	38	91	14	0	12	32	20	68	2	0	.324	.431	.755	354	3	2	2	13
2015	BAL	MLB	.286	162	633	102	181	30	1	35	86	70	111	20	8	.359	.502	.861	713	4	2	4	17
2016	BAL	MLB	.294	157	640	105	188	40	1	37	96	48	120	0	3	.343	.533	.876	696	3	0	5	14
2017	BAL	MLB	.259	156	630	81	163	33	1	33	95	50	115	9	4	.310	.471	.781	690	1	0	9	17
2018	BAL	MLB	.315	96	365	48	115	21	1	24	65	45	51	8	1	.387	.575	.962	413	0	0	3	14
2018	LAD	MLB	.273	66	267	36	73	14	2	13	42	25	53	6	1	.338	.487	.825	296	2	0	2	12
2018	2 Teams	MLB	.297	162	632	84	188	35	3	37	107	70	104	14	2	.367	.538	.905	709	2	0	5	26
2019	SD	MLB	.256	156	587	81	150	21	2	32	85	65	128	5	3	.334	.462	.796	661	6	0	3	24
2020	SD	MLB	.304	60	224	44	68	12	1	16	47	26	37	6	3	.370	.580	.950	254	0	0	4	9
2021	SD	MLB	.278	153	564	92	157	31	2	28	106	63	102	12	3	.347	.489	.836	640	2	0	11	10
2022	SD	MLB	.298	150	578	100	172	37	1	32	102	63	133	9	1	.366	.531	.897	644	1	0	2	12
2023	SD	MLB	.258	138	543	75	140	21	0	30	91	50	109	3	2	.319	.462	.781	601	2	0	6	20
Career	3 Teams	MLB	.279	1583	6216	914	1737	333	18	313	944	563	1178	88	36	.339	.490	.829	6874	26	14	55	183
Career	5 Teams	Minors	.269	222	832	116	224	51	12	23	116	97	147	25	10	.349	.442	.791	941	7	1	4	31

CAREER TRANSACTIONS

OPTIONS USED: 0/3

- 2010** Signed by BAL as a first-round selection (3rd overall) in the First-Year Player Draft, August 16
- 2018** Acquired by LAD from BAL in exchange for Breyvic Valera, Yusniel Diaz, Zach Pop, Dean Kremer and Rylan Bannon, July 18
- 2019** Signed by SD as a Major League free agent, February 21

MANNY MACHADO



WILD CARD

Season	Team	League	AVG	G	AB	R	H	2B	3B	HR	RBI	BB	SO	SB	CS	OBP	SLG	OPS	PA	HBP	SAC	SF	GIDP
2012	BAL	MLB	.333	1	3	0	1	0	0	0	1	0	1	0	0	.333	.333	.666	4	0	1	0	0
2016	BAL	MLB	.250	1	4	0	1	0	0	0	0	0	0	0	0	.250	.250	.500	4	0	0	0	0
2020	SD	MLB	.143	3	14	1	2	0	0	1	1	0	2	0	0	.143	.357	.500	14	0	0	0	1
2022	SD	MLB	.231	3	13	1	3	1	0	1	3	1	6	0	0	.286	.538	.824	14	0	0	0	0
Career		MLB	.206	8	34	2	7	1	0	2	5	1	9	0	0	.229	.412	.641	36	0	1	0	1

DIVISION SERIES

Season	Team	League	AVG	G	AB	R	H	2B	3B	HR	RBI	BB	SO	SB	CS	OBP	SLG	OPS	PA	HBP	SAC	SF	GIDP
2012	BAL	MLB	.125	5	16	2	2	1	0	1	1	2	5	0	0	.222	.375	.597	19	0	1	0	1
2018	LAD	MLB	.176	4	17	2	3	1	0	2	6	1	7	0	0	.222	.588	.810	18	0	0	0	1
2020	SD	MLB	.167	3	12	2	2	0	0	1	1	1	2	0	0	.231	.417	.648	13	0	0	0	0
2022	SD	MLB	.357	4	14	1	5	1	0	1	2	3	5	0	0	.471	.643	1.114	17	0	0	0	0
Career		MLB	.203	16	59	7	12	3	0	5	10	7	19	0	0	.288	.508	.796	67	0	1	0	2

LEAGUE CHAMPIONSHIP SERIES

Season	Team	League	AVG	G	AB	R	H	2B	3B	HR	RBI	BB	SO	SB	CS	OBP	SLG	OPS	PA	HBP	SAC	SF	GIDP
2018	LAD	MLB	.296	7	27	5	8	1	0	1	3	2	6	1	0	.367	.444	.811	30	1	0	0	3
2022	SD	MLB	.238	5	21	2	5	1	0	2	2	0	6	0	0	.238	.571	.809	21	0	0	0	0
Career		MLB	.271	12	48	7	13	2	0	3	5	2	12	1	0	.314	.500	.814	51	1	0	0	3

WORLD SERIES

Season	Team	League	AVG	G	AB	R	H	2B	3B	HR	RBI	BB	SO	SB	CS	OBP	SLG	OPS	PA	HBP	SAC	SF	GIDP
2018	LAD	MLB	.182	5	22	2	4	0	0	0	3	1	5	0	0	.208	.182	.390	24	0	0	1	0

POSTSEASON (COMBINED)

Season	Team	League	AVG	G	AB	R	H	2B	3B	HR	RBI	BB	SO	SB	CS	OBP	SLG	OPS	PA	HBP	SAC	SF	GIDP
2012	BAL	MLB	.158	6	19	2	3	1	0	1	2	2	6	0	0	.238	.368	.606	23	0	2	0	1
2016	BAL	MLB	.250	1	4	0	1	0	0	0	0	0	0	0	0	.250	.250	.500	4	0	0	0	0
2018	LAD	MLB	.227	16	66	9	15	2	0	3	12	4	18	1	0	.278	.394	.672	72	1	0	1	4
2020	SD	MLB	.154	6	26	3	4	0	0	2	2	1	4	0	0	.185	.385	.570	27	0	0	0	1
2022	SD	MLB	.271	12	48	4	13	3	0	4	7	4	17	0	0	.327	.583	.910	52	0	0	0	0
Career		MLB	.221	41	163	18	36	6	0	10	23	11	45	1	0	.273	.442	.715	178	1	2	1	6

ALL-STAR

Season	Team	League	AVG	G	AB	R	H	2B	3B	HR	RBI	BB	SO	SB	CS	OBP	SLG	OPS	PA	HBP	SAC	SF	GIDP
2013	AL	MLB	.000	1	1	0	0	0	0	0	0	0	1	0	0	.000	.000	.000	1	0	0	0	0
2015	AL	MLB	.500	1	2	1	1	1	0	0	1	0	0	0	0	.500	1.000	1.500	2	0	0	0	0
2016	AL	MLB	.000	1	3	0	0	0	0	0	0	0	0	0	0	.000	.000	.000	3	0	0	0	0
2018	AL	MLB	.000	1	2	0	0	0	0	0	0	0	0	0	0	.000	.000	.000	2	0	0	0	0
2021	NL	MLB	1.000	1	1	1	1	0	0	0	0	0	0	0	0	1.000	1.000	2.000	1	0	0	0	0
2022	NL	MLB	.000	1	2	0	0	0	0	0	0	0	0	0	0	.000	.000	.000	2	0	0	0	1
Career		MLB	.182	6	11	2	2	1	0	0	1	0	1	0	0	.182	.273	.455	11	0	0	0	1



TUCUPITA MARCANO

Height: 6-0 Bats: L
Weight: 174 Throws: R

TOO-coo PEE-tah

16

INF

Full Name	Tucupita Jose Marcano Circelli
Date of Birth	September 16, 1999 in Tucupita, Venezuela
Current Residence	Tucupita, Venezuela
2024 Opening Day Age	24
MLB Service Time	1.141
How Obtained	Claimed off waivers from PIT on November 2, 2023
Contract Status	Signed through 2024

QUICK HITS

- 2024 marks Marcano's 2nd stint with the Padres organization after being claimed off waivers from PIT on November 2, 2023.
- Originally signed with SD as an international free agent in July 2016 and made his MLB Debut with the Padres in 2021, playing in 25 games.
- Traded to PIT along with Michell Miliano and Jack Suwinski in exchange for Adam Frazier and cash consideration prior to the 2021 Trade Deadline.
- In 2023, tied for 5th in the NL in pinch hits (5).
- Tabbed by *Baseball America* as having the best strike zone discipline in the Pirates' organization in 2022.
- Entered 2021 rated by MLB Pipeline as the Padres No. 1 international prospect. Also ranked by *Baseball America* as SD's No. 9 overall prospect and their No. 3 infield prospect, behind C.J. Abrams (No. 2 overall) and Ha-Seong Kim (No. 5 overall).

2023 SEASON

- Concluded the 2023 season slashing .233/.276/.356 with 16 runs, 12 2B, 2 3B, 3 HR, 18 RBI, 5 SB, and 10 BB against 35 SO across 75 games...set career highs in games, PA (220), AB (202), hits (47), 2B, HR, RBI, SB, average, SLG, OPS and total bases (72)...also matched career bests from 2022 in 3B and BB.
- Defensively, totaled 74 games (53 GS) across shortstop (58 G/44 GS), second base (18 G/9 GS), third base (1 G) and DH (1 G), combining for a .984 fielding percentage (3 E/187 TC) in 480.2 innings.
- Tied for 5th in the NL in pinch hits (5).
- Vs. the NL West, hit .271 (19-for-70) with 4 2B, 1 3B, 1 HR and 6 RBI across 25 games, marking his best divisional opponent numbers in the league.
- Began the season with Triple-A Indianapolis, where he was the Opening Day starter at third base on March 31 vs. Omaha.
- Proceeded to hit safely in his first 7 games with the Indians...going 14-for-28 with 7 2B, 1 3B, 1 HR, 9 RBI and a 1.446 OPS.
- Named the International League Player of the Week for April 4-9, after hitting .526 (10-for-19) with 7 XBH and tying for the

ACCOLADES

International League Player of the Week (April 9, 2023 - Indianapolis)

Midwest League Player of the Week (May 5, 2019 - Fort Wayne)


Arizona Complex League Post-Season All-Star (2018, AZL Padres 2)

- league lead in hits, total bases (20) and runs (7).
- Recalled to the Pirates on April 15 and remained with the big-league club until landing on the 60-day IL on July 25 for the balance of the season.
- April 17 @ COL, played the final inning at third base, marking his 2nd career appearance there and first since April 3, 2021 (w/ SD).
- In May, hit .267 (16-for-60) and led the Pirates with an .829 OPS.
- Hit his first HR of the season (3rd career) on May 10 vs. COL.
- On May 16 @ DET, was ejected by Paul Emmel after arguing the final strike call of the game.
- Connected with his first career grand slam off Joe Barlow on May 22 vs. TEX...at 23 years/248 days, he became the 3rd-youngest shortstop in Pittsburgh franchise history to hit a grand slam behind Arky Vaughan (21 year/53 days) on May 1, 1933 and Dale Berra (23 years/171 days) on June 1, 1980.
- On July 24 @ SD, sustained a season-ending right knee ligament injury...had surgery to repair a torn anterior cruciate ligament on Aug. 9...the surgery was performed by Dr. Darren Frank in Pittsburgh.
- Claimed off waivers by SD from PIT on Nov. 2.

2022

- In his 2nd Major League season (first w/ PIT), hit .206/.256/.306 with 18 runs, 6 2B, 2 3B, 2 HR, 13 RBI and 2 SB in 49 games across 3 stints with PIT's ML squad.
- Tabbed by *Baseball America* as having the best strike zone discipline in the Pirates' organization.
- Began the season with Double-A Altoona and was recalled on April 26 when Cole Tucker was placed on the COVID-19 IL.
- On April 26 vs. MIL, stroked a 2B as a pinch hitter and threw a runner out at home while playing the last 2 innings in left field.

TUCUPITA MARCANO



- Was optioned back to Altoona on April 30 and was recalled by Pittsburgh on May 27...went 2-for-3 while making his first start in left field on May 29 @ SD.
- Hit his first Major League HR on May 30 off Walker Buehler at Dodger Stadium (3 RBI)...homed again the next day off Julio Urias.
- Was placed on the COVID-19 IL on June 17 and began a rehab assignment with Bradenton on June 26 before having his rehab transferred to Altoona on June 28.
- Was returned from rehab and reinstated from the COVID-19 injured list on June 30.
- Went hitless in three games after returning from the IL before being optioned to Indianapolis on July 5.
- Was recalled a second time on Aug. 3...had eight assists while playing second base on Aug. 28; the most by a Pirates second baseman since Adam Frazier also had eight on Sept. 3, 2018.
- Was optioned to Indianapolis on Sept. 13...Was recalled for

the final time on Oct. 4; went 1-for-1 in the final game on Oct. 5.

2021

- Entered season ranked by MLB Pipeline as the Padres No. 1 international prospect.
- Ranked by *Baseball America* as San Diego's No. 9 overall prospect and the third-best infield prospect behind C.J. Abrams and Ha-Seong Kim.
- Began his 2021 campaign with SD...made his Major League debut on April 1 vs. ARI, where he walked and scored a run as a pinch hitter.
- Singled as a pinch hitter off San Francisco's Wandy Peralta for first big league hit on April 6.
- On April 15 at PIT, made his first Major League start in right field and went 1-for-4 while collecting his first career RBI.
- Was optioned to Triple-A El Paso on April 16 and went 2-for-

TUCUPITA MARCANO



20 in five games.

- Was recalled on May 11 and went 4-for-17 with two RBI in eight games with the Padres before being optioned on May 19...was later recalled on May 30 and went 2-for-15 in seven games before being optioned to El Paso on June 7.
- For San Diego, made a total of eight appearances (five starts) at second base, four appearances (two starts) in left field, four appearances (two starts) in right field and one appearance at third base...accumulated a .182 (8-for-44) average with a 2B and 3 RBI across 25 games.
- Hit his first Triple-A HR on June 17 vs. Sugar Land; a solo shot leading off the bottom of the first inning.
- On June 19 vs. Sugarland, homered twice and had a season-high 5 RBI.
- With El Paso during the month of June, hit .417 (30-for-72) with 4 homers and 18 RBI in 18 games.
- As a Chihuahua, made 11 appearances each at second base, shortstop and in left field and right field.
- Was acquired by Pittsburgh on July 26 and was assigned to Triple-A Indianapolis, where he went hitless in his first two games before hitting safely in 10 straight from July 30 to Aug. 11.
- Hit a leadoff home run and the first of two back-to-back home runs with Cole Tucker on Aug. 7 at Iowa.

• Reached base safely in 16 consecutive games from Aug. 28 to Sept. 19, going 2-for-51 (.313) with 7 BB (.397 OBP).

- While playing with Indianapolis, made 34 appearances at second base, seven in left field, four at third base and one each at shortstop and in right field
- Hit .251 (89-for-355) with 11 2B, 3 3B, 7 HR, 39 RBI and 12 SB in 93 combined minor league games between El Paso and Indianapolis.

2020

- Spent the season at the Padres' alternate training site in the 60-man player pool but did not play in a regular season game...had his contract selected and was added to the 40-man roster on November 20, 2020.

2019

- Appeared in a career-high 111 games for Single-A Fort Wayne, batting .270 (124-for-460) with a .323 OBP.
- Also set career highs in hits (124), RBI (45), runs scored (55), ABs (460), doubles (19), HR (2), BB (35), SO (45).
- Played 42 games at 3B (40 GS), 40 games at SS (37 GS) and 32 G at 2B (all starts).
- Was called up to for the Lake Elsinore Storm's playoff run

TUCUPITA MARCANO



and posted a .858 OPS...hit .370/.414/.444 with 2 doubles and 4 RBI in 7 games in the California League playoffs after posting a .660 OPS in the regular season for Fort Wayne.

- Made his 1st Spring Training appearance in ML camp (as a minor league call-up), playing in just 3 Cactus League games and going 1-for-2 with a run scored.
- Was the 2nd consecutive season in which he had 15 SB.
- Placed on the 7-day IL on May 28 (retro May 27) with a sprained left thumb....reactivated June 8.

triples, one home run, and 26 RBI...in 35 games for AZL Padres, played 18 games at 2B, 18 G at SS and 1 G at 3B...in 17 G for TC, played in 11 G at 2B and 6 at SS.

- Made his professional debut in **2017** with the Dominican Summer League Padres (R), batting .206 with a .337 OBP and 34 BB in 49 games.

PERSONAL

- Was named after the Venezuelan city where he was born and is also the nickname of his father, Raul, who played independent baseball for the Mexican League, Western League and the Atlantic League.

2017-18

- Began the **2018** season with Rookie-Level AZL Padres 2 and was promoted to Single-A Tri-City on August 8... combined to hit .366 (71-for-194) with five doubles, three

TUCUPITA MARCANO CAREER BATTING

Season	Team	League	AVG	G	AB	R	H	2B	3B	HR	RBI	BB	SO	SB	CS	OBP	SLG	OPS	PA	HBP	SAC	SF	GIDP
2017	D-PAD	ROK	.206	49	170	17	35	4	2	0	15	34	15	10	3	.337	.253	.590	209	1	1	3	2
2018	A-PA2	ROK	.395	35	124	33	49	4	1	0	17	26	10	7	497	.444	.941	160	2	5	3	2	2
2018	TRI	A(Short)	.314	17	70	12	22	1	2	1	9	4	6	5	0	.355	.429	.784	77	1	1	1	1
2018	2 Teams	Minors	.366	52	194	45	71	5	3	1	26	30	16	15	7	.450	.438	.888	237	3	6	4	3
2019	FW	A(Full)	.270	111	460	55	124	19	3	2	45	35	45	15	16	.323	.337	.660	504	3	3	3	4
2021	ELP	AAA	.273	45	172	31	47	7	2	6	27	27	26	4	4	.366	.442	.808	202	0	0	3	1
2021	IND	AAA	.230	48	183	29	42	4	1	1	12	26	33	8	1	.325	.279	.604	210	0	1	0	2
2021	SD	MLB	.182	25	44	7	8	1	0	0	3	6	9	0	1	.280	.205	.485	50	0	0	0	2
2021	2 Teams	Minors	.251	93	355	60	89	11	3	7	39	53	59	12	5	.345	.358	.703	412	0	1	3	3
2021	2 Teams	AAA	.251	93	355	60	89	11	3	7	39	53	59	12	5	.345	.358	.703	412	0	1	3	3
2022	BRD	A	.000	1	3	1	0	0	0	0	0	1	1	0	0	.250	.000	.250	4	0	0	0	0
2022	ALT	AA	.303	31	99	22	30	7	2	2	13	20	25	4	2	.413	.475	.888	122	0	1	2	0
2022	IND	AAA	.287	25	101	16	29	5	0	3	9	13	16	1	5	.365	.426	.791	115	0	0	1	2
2022	PIT	MLB	.206	49	160	18	33	6	2	2	13	10	44	2	1	.256	.306	.562	177	1	5	1	1
2022	3 Teams	Minors	.291	57	203	39	59	12	2	5	22	34	42	5	7	.388	.443	.831	241	0	1	3	2
2023	IND	AAA	.422	11	45	8	19	7	1	1	10	3	8	3	0	.458	.689	1.147	48	0	0	0	1
2023	PIT	MLB	.233	75	202	16	47	12	2	3	18	10	35	5	2	.276	.356	.632	220	3	3	2	2
Career	2 Teams	MLB	.217	149	406	41	88	19	4	5	34	26	88	7	4	.269	.320	.589	447	4	8	3	5
Career	8 Teams	Minors	.278	373	1427	224	397	58	14	16	157	189	185	60	38	.362	.372	.734	1651	7	12	16	15

CAREER TRANSACTIONS

OPTIONS USED: 2/3

- 2016 Signed by SD to an international free agent, July 2
- 2021 Acquired by PIT from SD along with Michell Miliiano and Jack Suwinski in exchange for Adam Frazier and cash considerations, July 26
- 2023 Claimed off waivers by SD from PIT, November 2



JAKOB MARSEE

NRI

Height: 6-0 Bats: L
Weight: 213 Throws: L

marsee32

MAHR-see

74 OF

Full Name	Jakob Joseph Marsee
Date of Birth	June 28, 2001 in Dearborn, Michigan
Current Residence	Allen Park, Michigan
2024 Opening Day Age	22
MLB Service Time	0.000
How Obtained	Signed as a 6th-round selection in the 2022 First-Year Player Draft on July 30, 2022
Contract Status	Signed through 2024

QUICK HITS

- Following the 2023 season, took home the MVP award of the Arizona Fall League, becoming the first Padres' prospect to ever win the award.
- In 2023, led the entire Padres farm system in walks (98), runs scored (97) and stolen bases (46), and became the first player in all of minor league baseball since at least 2005 to have at least 15 home runs, 40 steals and 90 walks in a single campaign.
- Owned more walks (128) than strikeouts (122) across his first 2 professional seasons from 2022-23.
- Spent the majority of his first 2 pro seasons in center field (145 appearances, 140 starts), while also making 13 appearances (12 starts) in right field and 2 appearances (1 start) in left field.
- Entered 2024 rated as the No. 12 prospect in SD's farm system by MLB Pipeline and *Baseball America*.

2023 SEASON

- Spent the majority of his 2nd professional season with Single-A Fort Wayne before being promoted to Double-A San Antonio in August...hit a combined .274 with a .413 on-base percentage, 16 doubles, three triples, 16 homers, 46 RBI, 46 stolen bases, 98 walks (against 97 strikeouts) and 103 runs scored in 129 games.
- Led the entire Padres farm system in walks, runs, and stolen bases, and became the first player in all of minor league baseball since at least 2005 to have at least 15 home runs, 40 steals and 90 walks in a single campaign.
- He was 1 of just 8 players in all of minor league baseball in '23 with 15+ homers and 45+ stolen bases...only 4 Major Leaguers accomplished the feat (Ronald Acuna Jr., Bobby Witt Jr., Cobrin Carroll and CJ Abrams).
- Between FW and SA, posted more walks (98) than strikeouts (97) for the 2nd straight season...he was 1 of just 3 players in the Midwest League in '23 to walk more than they struck out, and his swing-and-miss rate (5%) was 3rd-lowest on the circuit.
- Following his promotion from FW to SA, had a higher AVG (.286) and OPS (.858) in his 16 Double-A games than he did in his 113 High-A games (.273 AVG, .838 OPS).
- Earned Midwest League Mid-Season All-Star honors, as well as the Midwest League Player of the Week award from Aug. 8-13, leading the league in AVG, OBP, SLG, OPS, hits,

ACCOLADES

Arizona Fall League MVP and Rising Star (2023, Peoria)

Arizona Fall League Player of the Week (October 7, 2023 - Peoria)

Midwest League Post-Season All-Star (2023, Fort Wayne)

Midwest League Player of the Week (August 13, 2023 - Fort Wayne)

MILB.com Organization All-Star (2023, SD)

runs, total bases, and stolen bases over that stretch...over 6 games in the leadoff spot that week, Marsee went 13-for-27 with 1 2B, 1 3B, and 2 HR, as he slashed .565/.630/.957 SLG (1.587 OPS)...he scored 9 runs, drove in 6, and stole 5 bases...he also walked 3 times and was hit by a pitch.

- Posted a 12-game hitting streak from Aug. 4-17, slashing .511/.607/.844 over the streak with 8 XBH (4 2B, 1 3B, 3 HR), 8 RBI, 14 runs scored and 5 stolen bases.
- Marsee's 143 wRC+ was the highest among all qualified players in the Midwest League in '23, and the 6th-best in franchise history (data available back to 2006), the highest since Fernando Tatis Jr. in 2017.
- Promoted to SA on Aug. 22...hit safely in 26 of his final 34 games in Aug-September between FW and SA, batting .347 (42-for-121) with 12 XBH (4 2B, 1 3B, 7 HR), 15 RBI, 26 BB, 30 runs scored and 12 stolen bases.
- Hit safely in 12 of his 16 games for SA at a .286 clip (16-for-54), including going 5-for-5 in stolen base attempts.
- 267 of his 400 at-bats came batting first in the TinCaps lineup (.277/.423/.419)...also had 100 at-bats out of the #2 hole (.270/.403/.430).
- With RISP at FW, he hit .322 (29-for-90)
- Following the season, Marsee earned the Joe Black MVP award of the Arizona Fall League, becoming the first Padres' prospect to ever win the award...he paced the AFL in SLG (.707), OPS (1.215), 2B (12), hits (36) and runs scored (25)...also finished 2nd in OBP (.509), 3rd in AVG (.391) and steals (16), T-4th in RBI (20) and 5th in HR (5)...he also played all 3 outfield positions during the AFL season.
- He started in left field for the National League in the AFL All-Star Game and went 1-for-2 with a 2B.
- In the AFL play-in playoff game, he was 0-for-3, but drew 2 walks, stole a base and scored two runs...he was then 1-for-4 with a walk and a run scored in Peoria's 6-5 loss to Surprise in the AFL championship game.

JAKOB MARSEE



2022

- After being drafted by the Padres in the 6th round of 2022 First-Year Player Draft, played in 13 games for the Rookie-Level Arizona Complex League Padres to begin his professional career, hitting safely in 6 of his 13 games (.212 AVG) while drawing 14 walks against 10 strikeouts.
- Assigned to Single-A Lake Elsinore on Aug. 22 and hit safely in 11 of 18 G at a .254 clip (17-for-67).
- Posted more walks (16) than strikeouts (15) for the Storm while converting 12 of his 13 stolen base attempts (92.3%).
- While with LE, the left-handed hitter posted a higher clip vs. LHP (.263) than vs. RHP (.250).

PERSONAL

- Marsee was a 3-sport athlete in high school, playing football, basketball and baseball...had to sit out his senior year athletically due to injury.
- In 3 years at Central Michigan University, he helped lead the Chippewas to a combined 96-43 record and back-to-back NCAA tournament berths.

JAKOB MARSEE CAREER BATTING

Season	Team	League	AVG	G	AB	R	H	2B	3B	HR	RBI	BB	SO	SB	CS	OBP	SLG	OPS	PA	HBP	SAC	SF	GIDP
2022	A-PAD	ROK	.212	13	33	13	7	1	1	0	3	14	10	3	0	.447	.303	.750	47	0	0	0	0
2022	LE	A	.254	18	67	18	17	6	1	2	8	16	15	12	1	.419	.463	.882	86	3	0	0	1
2022	2 Teams	Minors	.240	31	100	31	24	7	2	2	11	30	25	15	1	.429	.410	.839	133	3	0	0	1
2023	FW	A+	.273	113	400	91	109	16	3	13	41	87	82	41	9	.413	.425	.838	499	10	0	2	7
2023	SA	AA	.286	16	56	12	16	0	0	3	5	11	15	5	0	.412	.446	.858	69	1	1	0	0
2023	2 Teams	Minors	.274	129	456	103	125	16	3	16	46	98	97	46	9	.413	.428	.841	568	11	1	2	7
Career	4 Teams	Minors	.268	160	556	134	149	23	5	18	57	128	122	61	10	.416	.424	.840	701	14	1	2	8

CAREER TRANSACTIONS

OPTIONS USED: 0/3

2022 Signed by SD as 6th-round selection in the First-Year Player Draft, July 30



NATHAN MARTORELLA

NRI

Height: 6-1 Bats: L
Weight: 221 Throws: L

MART-oh-RELL-uh

39

INF

Full Name	Nathan Adam Martorella
Date of Birth	February 18, 2001 in Salinas, California
Current Residence	Salinas, California
2024 Opening Day Age	23
MLB Service Time	0.000
How Obtained	Signed as a 5th-round selection in the 2022 First-Year Player Draft on August 1, 2022
Contract Status	Signed through 2024

QUICK HITS

- The 23-year-old earned his first Major League Spring Training camp invite in 2024 after 163 minor league games across the 2022-23 seasons.
- Began the 2023 campaign at High-A Fort Wayne, where he led the TinCaps in home runs (16), RBI (73), doubles (26) and total bases (179) before he was promoted to Double-A San Antonio on August 22.
- Reached base safely via a hit or a walk in 19 of his 23 Double-A games for the Missions, including 5 multi-hit efforts and 3 HR.
- Entered 2024 ranked by MLB Pipeline as the No. 8 first base prospect in all of baseball, as well as the Padres' No. 17 overall prospect. Baseball America has Martorella ranked No. 18 in SD's farm system.
- A 5th-round selection in the 2022 First-Year Player Draft by the Padres out of Cal Berkely, he earned All-Pac-12 First-Team honors as a junior and led all Pac-12 players in batting average (.388) and hits (47) during the 30-game conference slate.
- At Cal, he hit .408 (31-for-76) during a 19-game hitting streak from April 16-May 25, 2022, which was tied with Mark Canha for the longest by a Bear since 2009.

2023 SEASON

- Began the season at High-A Fort Wayne, where he led the TinCaps in home runs (16), RBI (73), doubles (26) and total bases (179) before he was promoted to Double-A San Antonio on August 22.
- At the time of his promotion, Martorella ranked 2nd in the Midwest League circuit in games played (112), RBI and total bases, while slotting third in hits (103) and runs (71), fourth in doubles and walks (73), fifth in homers, seventh in slugging percentage (.450), and eighth in OPS (.821)...his 132 wRC+ ranked ninth.
- Martorella's OPS and home run totals were both top-10 for a season in TinCaps franchise history, en route to earning Midwest League Post-Season All-Star honors.
- Had 1-or-fewer hits in each of his first 13 games from April 6-21, including 3 HR, before tying his career-high with 4 hits (2x) on April 22 at Peoria.
- Legged out his first career triple 2 games later on April 25

ACCOLADES

Midwest League Post-Season All-Star (2023, Fort Wayne)

- vs. Great Lakes.
- Slashed .310/.431/.540 in his 25 May games, the highest AVG, OBP and SLG lines in any calendar month in 2023... posted multi-hit efforts in 10 of the 25 games in May, including 3 in a row from May 20-23...his 2-career 5 RBI games also came in May (May 5 at Lake County and May 21 at Dayton)...the May 5 contest marked his first multi-HR game, and he recorded his 2nd multi-HR game nearly a month later on June 7 at Quad Cities.
- Homered in consecutive games twice during the campaign (April 18-19 at Peoria and June 15-16 vs. Dayton).
- Posted back-to-back 3-hit efforts on June 25 at South Bend and June 29 at Lake County.
- Recorded a career-high 10-game hitting streak from July 19-29, slashing .343/.442/.629 over the stretch.
- With FW, 34 of his 43 extra-base hits came vs. right-handed pitching at a .257 clip, while he hit .264 vs. lefties with 9 XBH.
- Spent the majority of the season batting cleanup in the TinCaps lineup (56 games, .246 AVG), while also batting in the 3rd spot (52 G, .265 AVG) and 5th (4 G, .357 AVG).
- Hit .315 with both RISP (35-for-111) and with RISP/2 out (17-for-54) for FW.
- Promoted to SA on Aug. 22 and went 3-for-5 with 3 RBI in his Double-A debut that night vs. Amarillo in the Missions' 8-7 victory.
- Overall with SA, reached base safely via a hit or a walk in 19 of his 23 games played for the Missions, including 5 multi-hit efforts and 3 HR.
- Hit cleanup in the Missions lineup 12 times (.245), hit third 8 times (.172 AVG) and fifth 3 times (.364 AVG).
- Between both FW and SA, he made 101 appearances (101 starts) at 1B, where he posted a .980 fielding percentage (16 errors in 793 total chances)...also made 22 appearances (all starts) in left field (.971 fielding percentage; 1 error in 34 total chances) and 13 starts as the designated hitter.

2022

- After being drafted in the 5th-round of the 2022 First-Year Player Draft, he split his first professional season between

NATHAN MARTORELLA



the Rookie-Level Arizona Complex League Padres and Single-A Lake Elsinore.

- Slashed .387/.457/.613 across with 5 XBH across 11 games for the ACL Padres before being promoted to Lake Elsinore on Aug. 22.
- Reached base safely via a hit or a walk in 14 of his 17 games for the Storm at a .288 clip, including a 7-game hit streak from Aug. 30-Sept. 6.
- Split his time with the Storm between first base (7 games), left field (5 G) and right field (1 G), posting a 1.000 fielding percentage and handling all 59 total chances...also made 5 appearances (all starts) as the DH.

PERSONAL

- Drafted by the Boston Red Sox in the 30th round of the 2019 First Year Player draft out of Salinas High School (CA) but did not sign.
- Attended the University of California, Berkely, where he earned All-Pac-12 First-Team honors as a junior in 2022, as well as Pac-12 Player of the Week from April 4-10, 2022... he led all Pac-12 players in batting average (.388) and hits (47) during the 30-game conference slate...batted .408 (31-for-76) during a 19-game hitting streak from April 16-May 25, 2022, which was tied with Mark Canha for the longest by a Bear since 2009...did the majority of his damage at the top of Cal's lineup, batting .365 with all 11 home runs in 40 games played as the leadoff man.
- He was a 4-time All-League & All-County selection in baseball at Salinas HS, where he also was a 2-year football letterman, earning a pair of All-League selections...garnered a 3.9 GPA and was a four-time honor role student.
- Is the son of Gina and Kirk Martorella...his mother, Gina, played tennis at Fresno State...has two siblings, Kyle and Marie.

NATHAN MARTORELLA CAREER BATTING

Season	Team	League	AVG	G	AB	R	H	2B	3B	HR	RBI	BB	SO	SB	CS	OBP	SLG	OPS	PA	HBP	SAC	SF	GIDP
2022	A-PAD	ROK	.387	11	31	4	12	4	0	1	10	4	6	0	0	.457	.613	1.070	35	0	0	0	0
2022	LE	A	.288	17	59	10	17	4	0	2	11	12	15	0	0	.403	.458	.861	72	0	0	1	2
2022	2 Teams	Minors	.322	28	90	14	29	8	0	3	21	16	21	0	0	.421	.511	.932	107	0	0	1	2
2023	FW	A+	.259	112	398	71	103	26	1	16	73	73	87	5	3	.371	.450	.821	483	3	0	9	6
2023	SA	AA	.236	23	89	12	21	4	0	3	15	9	14	0	0	.313	.382	.695	99	1	0	0	5
2023	2 Teams	Minors	.255	135	487	83	124	30	1	19	88	82	101	5	3	.361	.437	.798	582	4	0	9	11
Career	4 Teams	Minors	.265	163	577	97	153	38	1	22	109	98	122	5	3	.370	.449	.819	689	4	0	10	13

CAREER TRANSACTIONS

OPTIONS USED: 0/3

2022 Signed by SD as a 5th-round selection in the First-Year Player Draft, August 1



YUKI MATSUI

Height: 5-8	Bats: L
Weight: 187	Throws: L

YOU-kee matt-SOO-ee

1

LHP

Full Name	Yuki Matsui
Date of Birth	October 30, 1995 in Yokohama, Japan
Current Residence	Yokohama, Japan
2024 Opening Day Age	28
MLB Service Time	0.000
How Obtained	Signed as an international free agent on December 23, 2023
Contract Status	Signed through 2028

QUICK HITS

- Over 10 seasons (2014-23) in NPB, was a five-time All-Star and posted a 2.40 career ERA (176 ER, 659.2 IP), 860 strikeouts and 236 saves in 501 career appearances, all with the Tohoku Rakuten Golden Eagles.
- Led the Pacific League in saves three times in his career (2019, 2022 & 2023). Became NPB's youngest player ever to reach the 200-save plateau.
- In 2023, Matsui posted a 1.57 ERA with a career-best 39 saves, 0.89 WHIP and 72 strikeouts in 59 appearances. Struck out 32.4% of the batters he faced and owned a 31.9% career strikeout rate.
- Recorded an ERA under 2.00 in each of his last three seasons (2021-23), while compiling 95 saves with a 1.42 cumulative ERA over that span.
- Pitched for Gold Medal-winning Team Japan in the 2023 World Baseball Classic.
- Selected to the Japan national baseball team for the 2013 18U Baseball World Cup, 2015 exhibition games against Europe, 2015 WBSC Premier12, 2017 World Baseball Classic, 2018 MLB Japan All-Star Series and the 2019 WBSC Premier12.
- His fastball has been clocked between 92-94 mph (topping at 96 mph), and he also utilizes a splitter, curveball and slider.

2023 SEASON

- In his 10th season for the Tohoku Rakuten Golden Eagles in the Nippon Professional Baseball (NPB), posted a 1.57 ERA (10 ER, 57.1 IP) with a career-best 39 saves, 0.89 WHIP and 72 strikeouts in 59 appearances.
- Set a career high in SO/BB ratio with a 5.54 mark (72 SO against 13 BB)...bested his previous-high of a 4.46 SO/BB ratio in 2019.
- Recorded an ERA under 2.00 for the third consecutive season (1.92 in '22 and 0.63 in '21) while compiling 95 saves with a 1.42 cumulative ERA (24 ER, 152.0 IP) over that stretch.
- It was also his sixth total season with a sub-2.00 ERA...also: 2015 (0.87), 2017 (1.20) and 2019 (1.94).
- His 0.89 WHIP marked his second-best mark in a season, trailing just his 0.77 WHIP he had the previous season in

ACCOLADES

5x NPB All-Star (2015, '17, '19, '21, '22 with Rakuten)

3x Pacific League Saves Leader in NPB (2019, '22, '23 with Rakuten)

World Baseball Classic Gold Medalist (2023, Japan)

2022.

- Pitched for the Gold Medal-winning Team Japan in the 2023 World Baseball Classic.

2022

- In 53 appearances in his 9th season for the Golden Eagles, owned a 1-3 record with 32 saves and a 1.92 ERA (11 ER, 51.2 IP).
- It was his second consecutive season posting a sub-2.00 ERA, after owning a 0.63 ERA in 2021.
- Struck out 83 batters with just 19 walks allowed...his 83 punchouts were his most in a season since his 107 strikeouts in 2019.
- Set a career high in strikeouts per 9.0 innings pitched at 14.5, besting his previous best of 13.8 SO/9 IP in 2019...also set a career-best in WHIP (0.77).

2021

- Owned a career-best 0.63 ERA (3 ER, 43.0 IP) with just one home run allowed in his 43 appearances.
- Besides his 2014 rookie season (27 appearances) and his 2020 season (25 appearances), his 43 appearances in 2021 were the fewest he made in a single season in his career.
- Marked his only winless season, posting an 0-2 record in 43 appearances...also faced just 172 batters, the fewest in a season in his career.

2020

- His 25 appearances in 2020 with Rakuten were his fewest in a single season in his career, and he went 4-5 with just two saves and a 3.18 ERA (24 ER, 68.0 IP).
- Matsui's two saves were the second-fewest he had in a campaign, ahead of just his save-less rookie 2014 season.
- His 286 batters faced also ranked second most to just his

YUKI MATSUI



504 batters faced in his rookie 2014 campaign...2014 was the only season he worked as a starter (made 17 starts and 10 relief appearances in 2014).

2019

- Appeared in 68 games, going 2-8 with 38 saves and a career-high-tying 12 holds (also 2015) and a 1.94 ERA (15 ER, 69.2 IP).
- Posted his third-career 100+ strikeout season (also: 126 in 2014 and 103 in 2015), fanning 107 of his 271 batters faced.
- Allowed a career-most five home runs, which was later matched in his 2020 season.

2014-18

- In his fifth season in the NPB in **2018**, went 5-8 with 11 holds and a 3.65 ERA in 53 appearances for Rakuten...his 72.2 innings of work were his 3rd most in a season in his career, behind just his 85.0 IP and 136.1 IP in 2014.
- In **2017**, fanned just 62 batters in 214 batters faced... posted a 1.20 ERA (7 ER, 52.2 IP) and a 3-3 record in 52 appearances...his 33 saves at the time tied his 33 in 2015 for his most in a single season.
- In his third season in **2016**, logged a 3.32 ERA and 1-4 record in 58 appearances for the Golden Eagles...made 63 appearances with a 0.87 ERA in **2015** in his sophomore season logging 33 saves, 12 holds, and 103 strikeouts...made his professional debut in **2014**, going 4-8 with a 3.80 ERA (49 ER, 116.0 IP) across 27 appearances (17 starts)...his 17 starts in 2014 would be the only starts of his career.

PERSONAL

- Was the No. 1 overall pick when the Tohoku Rakuten Golden Eagles won his rights in October 2013.
- Was a member of the Team Japan in the 2017 World Baseball Classic and was teammates with Yu Darvish on the 2023 Japan WBC championship team...when he signed with the Padres, Matsui noted that a big part of his decision to sign with San Diego was that countryman Yu Darvish is the Padres' ace.
- Preceded is first official media scrum of Spring Training with an 95-second opening statment in which he spoke in English and Spanish. Matsui began by saying, "Hello everyone. My name is Yuki Matsui. Hola. ¿Qué onda todos? Me nombre es Yuki Matsui. You can call me Yuki, Mat, Mats, whatever." He closed by addressing San Diegans: "Lastly, to San Diego and all Padres fans, nice to meet you. Mucho gusto. I promise you that I will always give my best to bring you joy with my pitches. My family and I are so glad to be a part of this beautiful city. So we would be very happy if you give us a warm welcome. Thank you very much. Muchas gracias."

YUKI MATSUI CAREER NPB PITCHING

Year	Team	G	W	L	ERA	SV	HLD	HP	CG	SHO	PCT	BF	IP	H	HR	BB	HB	SO	WP	BK	R	ER
2014	Rakuten	27	4	8	3.80	0	3	4	1	0	.333	504	116.0	91	2	67	8	126	6	2	52	49
2015	Rakuten	63	3	2	0.87	33	12	15	0	0	.600	284	72.1	37	3	28	2	103	3	0	7	7
2016	Rakuten	58	1	4	3.32	30	10	11	0	0	.200	272	62.1	47	4	40	1	75	1	1	23	23
2017	Rakuten	52	3	3	1.20	33	5	8	0	0	.500	214	52.2	31	0	26	1	62	0	0	8	7
2018	Rakuten	53	5	8	3.65	5	11	15	0	0	.385	281	66.2	53	4	29	3	91	5	0	28	27
2019	Rakuten	68	2	8	1.94	38	12	14	0	0	.200	271	69.2	40	5	24	1	107	2	0	17	15
2020	Rakuten	25	4	5	3.18	2	8	9	0	0	.444	286	68.0	56	5	28	3	82	4	0	25	24
2021	Rakuten	43	0	2	0.63	24	0	0	0	0	.000	172	43.0	22	1	21	1	59	1	0	3	3
2022	Rakuten	53	1	3	1.92	32	7	8	0	0	.250	194	51.2	21	4	19	0	83	1	0	11	11
2023	Rakuten	59	2	3	1.57	39	8	10	0	0	.400	222	57.1	38	3	13	0	72	2	0	14	10
Career	Totals	501	25	46	2.40	236	76	94	1	0	.352	2700	659.0	436	31	295	20	860	25	3	188	176

CAREER TRANSACTIONS

OPTIONS USED: 0/3

- 2013** Signed by Tohoku Rakuten Golden Eagles
- 2023** Signed by SD as an international free agent, December 23



ADAM MAZUR

NRI

Height: 6-4 Bats: R
Weight: 185 Throws: R

MAY-zhur
mazur21

91

RHP

Full Name	Adam McKinnlee Mazur
Date of Birth	April 20, 2001 in St. Paul, Minnesota
Current Residence	St. Paul, Minnesota
2024 Opening Day Age	22
MLB Service Time	0.000
How Obtained	Signed as a 2nd-round selection in the 2022 First-Year Player Draft, August 1
Contract Status	Signed through 2024

QUICK HITS

- Drafted by the Padres in the 2nd-round (53rd overall) in the 2022 First-Year Player Draft out of the University of Iowa, becoming the highest Hawkeye draft pick since 1990.
- 2024 marks his 1st Spring Training invitation to Major League camp.
- Split his first professional season in 2023 between Single-A Fort Wayne and Double-A San Antonio, logging a 2.81 ERA in 24 appearances (18 starts) with a 90-to-17 SO/BB ratio (5.29 SO/BB ratio).
- Entered 2024 ranked as the No. 10 prospect in the Padres farm system by MLB Pipeline and *Baseball America*, and the 5th-highest pitching prospect for SD by both outlets.
- Transferred from South Dakota State to the University of Iowa for the 2022 season and had an award-laden campaign. He was a Collegiate Baseball Second-Team All-American, ABCA/Rawlings Third-Team All-American, ABCA/Rawlings First-Team All-Midwest Region honoree, Big Ten Pitcher of the Year, first-team All-Big Ten selection, and a two-time Big Ten Pitcher of the Week.

2023 SEASON

- Split his first professional season between Single-A Fort Wayne and Double-A San Antonio, posting a 6-4 record with a 2.81 ERA (30 ER, 96.0 IP) in 24 appearances (18 starts)... logged 90 strikeouts between the two clubs against just 17 walks allowed.
- Entered 2023 ranked by MLB Pipeline as the Padres' No. 8 overall prospect and their 5th-highest ranked pitching prospect.
- Began the campaign with FW, making his debut on April 8 @ West Michigan, going 3.0 scoreless innings with one hit allowed...received his 1st professional win on June 7 @ Quad Cities.
- Made 12 total appearances with FW (11 starts), owning a 2.02 ERA (13 ER, 58.0 IP)...had a 1.03 WHIP with the TinCaps, holding opponents to a .227 average.
- Struck out 47 batters with FW and allowed 10 walks...also allowed just two home runs in 230 batters faced.
- Had his best month in May, owning a 0.95 ERA (2 ER, 19.0

IP) in four appearances (three starts).

- With the TinCaps, right-handed hitters batted just .173 (13-for-75) against him...lefties hit .255 (37-for-145).
- Earned a promotion to SA on July 14, making his Double-A debut on July 16 vs. Northwest Arkansas...worked 2.0 innings in relief with one run allowed.
- Made 12 overall appearances with SA (7 starts) to end his first season, going 2-3 with a 4.03 ERA (17 ER, 38.0 IP) with the Missions.
- Opponents hit .303 (47-for-156) against him at the Double-A level...righties hit .237 (25-for-63) and lefties hit .397 (25-for-63).
- Appeared in one Postseason game for SA on September 22 @ Amarillo, getting the start and also being saddled with the loss in the Missions' season-ending game (5 hits and 4 ER allowed in 4.0 IP)...began the game tossing 3.0 scoreless frames, allowing all four runs in the 4th inning.

PERSONAL

- Son of Mark and Debbie Mazur, and he has two older brothers, Brandon and Josh...Brandon played collegiate baseball at Grand View University in Des Moines, Iowa.
- Went to Woodbury High School (Minn.), where he was an all-state selection as a senior and a finalist for the Minnesota Mr. Baseball Award as a prep senior...played shortstop when he did not pitch, and he batted .377 with a home run, five doubles and 40 RBI...his 75 strikeouts in 2018 were the third most in the state of Minnesota, and he helped lead his team to two conference titles and two state appearances, finishing third and fourth...was also a four-year basketball and two-year football letter winner.
- Attended South Dakota State University from 2020-21, where he went 3-9 with a 5.50 ERA over 16 starts in two seasons as the Jacks' No. 1 starter.
- Pitched for the Wareham Gateman in the Cape Cod League in the summer of 2021, where he was named to the Cape Cod All-League Team after going 3-0 with a 1.55 ERA in six starts with 34 strikeouts (to six walks) in 29 innings.
- Transferred to the University of Iowa in 2022, and after being selected by the Padres in the second round (53rd pick) of the 2022 First-Year Player Draft, he became Iowa's highest draft pick since 1990...in 2022 for Iowa, he was named Collegiate Baseball Second-Team All-American, ABCA/Rawlings Third-Team All-American, ABCA/Rawlings

ADAM MAZUR



NRI

First-Team All-Midwest Region honoree, Big Ten Pitcher of the Year, first-team All-Big Ten selection, and two-time Big Ten Pitcher of the Week (Feb. 23 & March 2)...majored in interdepartmental studies at Iowa.

- Enjoys fishing, golfing, and spending time with his family.

ADAM MAZUR CAREER PITCHING

Season	Team	League	W	L	ERA	G	GS	CG	SV	SVO	IP	H	R	ER	HR	HB	BB	SO	WHIP	AVG	AB	WP	GIDP	TBF	NP/S
2023	FW	A+	4	1	2.02	12	11	0	0	0	58.0	50	15	13	2	0	10	47	1.03	.227	220	0	0	230	842/557
2023	SA	AA	2	3	4.03	12	7	0	0	0	38.0	47	18	17	3	0	7	43	1.42	.301	156	2	4	164	601/418
2023	2 Teams	Minors	6	4	2.81	24	18	0	0	0	96.0	97	33	30	5	0	17	90	1.19	.258	376	2	4	394	1443/975
Career	2 Teams	Minors	6	4	2.81	24	18	0	0	0	96.0	97	33	30	5	0	17	90	1.19	.258	376	2	4	394	1443/975

CAREER TRANSACTIONS

OPTIONS USED: 0/3

2022 Signed by SD as a 2nd-round selection in the First-Year Player Draft, August 1



MASON MCCOY

NRI

Height: 6-0 Bats: R
Weight: 185 Throws: R

therealmccoy_1
 @mason_mccoy1

41

INF

Full Name	Mason Steven McCoy
Date of Birth	March 31, 1995 in Peoria, Illinois
Current Residence	Foley, Alabama
2024 Opening Day Age	28
MLB Service Time	0.025
MLB Debut	August 30, 2023 vs. WSH (with TOR)
How Obtained	Signed as a minor league free agent on November 18, 2023
Contract Status	Signed through 2024

QUICK HITS

- 2024 marks his 7th professional season and 1st with the Padres, splitting his career between BAL (2017-21), SEA (2022-23) and TOR (2023).
- Originally drafted by the Orioles in the 6th-round of the 2017 Draft from the University of Iowa.
- Played in 114 games between the Triple-A squads of SEA and TOR in 2023, also receiving the first ML action of his career with 6 big league games for the Blue Jays in August-September.
- In 2019, tabbed by *Baseball America* as the Orioles' No. 27 prospect in which he ranked in the top 10 among BAL farmhands in runs scored (T-1st, 81), triples (T-1st, 7), hits (2nd, 158), total bases (3rd, 206) and AVG (10th, .266).

2023 SEASON

- Began the season with the Mariners' organization for the 2nd consecutive season and played in 87 games for Triple-A Tacoma before being traded to TOR on July 26 for RHP Trent Thornton.
- On Aug. 29 with TOR, received the first big league call-up of his career...went on to appear in 6 games as a Blue Jay, going 0-for-1 with 1 SO...appeared at SS 6 times as a defensive replacement...the Blue Jays were 5-1 with him on their roster.
- Optioned back to BUF on Sept. 8 before being DFA'd by TOR on Sept. 20, and outrighted back to BUF two days later.
- At the time of his promotion, had split the season at the at the Triple-A level between BUF and TAC, hitting .226 (91-for-402) over 108 G with 21 2B, 3 3B, 12 HR, and 64 RBI.
- Overall at Triple-A, posted minor league career highs in RBI (65), stolen bases (25), walks (59) and strikeouts (146) at a .221 (92-for-417) clip across 114 combined games.
- Spent time defensively at SS (84 G), 2B (12 G), and 3rd (9 G)...turned in a combined .986 fielding % (6 errors).
- Signed a minor league contract with the Padres on Nov. 18.

2022

- Acquired by SEA from BAL in exchange for cash considerations on April 7 and spent the balance of the

ACCOLADES

2x MiLB.com Organization All-Star (2019 BAL, 2022 SEA)

Eastern League Mid-Season All-Star (2019, BAL)

Arizona Fall League Rising Star (2019, Surprise)

New York-Penn League Mid-Season All-Star (2017, BAL)

- season with Triple-A Tacoma, where he posted career highs in doubles (23), HR (21) and total bases (209).
- Over 124 games, hit .256 (113-for-442) with 72 runs scored, 23 2B, 5 3B, 21 HR, 63 RBI, 50 BB, 63 RBI and 22 stolen bases.
- Named a MiLB.com Organization All-Star for the Mariners.

2021

- In his 4th professional season, ascended to Triple-A Norfolk, where he spent the entirety of the season with the Tide batting .221 (90-for-408) with 21 2B, 6 3B, 9 HR and 43 RBI across 112 games.
- At home, hit .221 (44-for-199) with 9 2B, 4 3B, 6 HR and 26 RBI in 57 games; nearly mirrored his production on the road, batting .220 (46-for-209) with 12 2B, 2 3B, 3 HR and 17 RBI in 55 games.
- Saw his best month of the season in May, when he hit .277 (23-for-83) with 3 2B, 4 3B, 2 HR and 10 RBI for a .348 OBP and .482 SLG.

2020

- Did not play due to the COVID-19 pandemic.

2019

- Named a MiLB.com Organization All-Star with the Orioles and an Eastern League Mid-Season All-Star after posting career bests in games (132), runs (81) and hits (158).
- Garnered Orioles Player of the Month accolades for June after slashing .313/.379/.384 (35-for-112) with 6 2B, 1 3B, 18 R, 4 RBI across 27 games.
- Finished the season ranked in the top 10 among BAL farmhands in runs scored (T-1st, 81), triples (T-1st, 7), hits (2nd, 158), total bases (3rd, 206) and AVG (10th, .266).

MASON MCCOY



NRI

- Split the season between Class A-Advanced Frederick and Double-A Bowie, hitting a combined .290 (158-for-545) with 22 2B, 7 3B, 4 HR, 81 runs scored, and 48 RBI in 132 games.
- Hit .379 (44-for-116) with 11 extra-base hits, 21 runs, and 17 RBI in 27 games for Frederick before his promotion on May 6.
- Following the season, played for the Surprise Saguaros of the Arizona Fall League, where he batted .219 (14-for-64) with 2 2B, 3B, 8 runs and 5 RBI.
- Was later named an Arizona Fall League Rising Star.
- Finished the season ranked as the No. 27 Orioles' prospect by *Baseball America*.

2018

- Spent the entire season with Class-A Delmarva, appearing in 124 games and hitting .266 (128-for-482) with 18 2B, 10 3B, 4 HR, 66 runs scored and 47 RBI.
- Led the Shorebirds in triples and finished second on the team in hits and games played.
- Hit .348 (31-for-89) in 25 day games.
- Recorded his first career multi-triple game on April 29 at Hickory.

2017

- Spent his first professional season with Short Season-A Aberdeen.
- Appeared in 53 games for the IronBirds, hitting .301 (56-for-186) with 34 runs scored and 29 RBI.
- Ranked third in the New York-Penn League in OBP (.382) and 5th in batting average.
- Named a New York-Penn League Mid-Season All-Star.
- Connected with his first professional home run on Aug. 7 at Tri-City.

PERSONAL

- Along with his wife, Cassandra, the couple have two children - Mateo Harley and Zaela Dawn.
- Spent his junior and senior collegiate seasons at the University of Iowa (2016-2017), combining to hit .311 (148-for-476) over 117 games with 30 doubles, 4 3B, 7 HR, and 68 RBI (.816 OPS).
- Played for Illinois Central College from 2013-15, and was named a two-time NJCAA All-American shortstop...was named Freshman Player of the Year in 2013 after batting .394 with 18 2B, 6 3B and 5 HR.
- At Washington Community High School, lettered in baseball, basketball and soccer, while earning all-conference honors in basketball and soccer.

MASON MCCOY CAREER BATTING

Season	Team	League	AVG	G	AB	R	H	2B	3B	HR	RBI	BB	SO	SB	CS	OBP	SLG	OPS	PA	HBP	SAC	SF	GIDP
2017	ABD	A(Short)	.301	53	186	34	56	11	3	1	29	26	28	4	3	.382	.409	.791	220	1	3	4	5
2018	DEL	A(Full)	.266	124	482	66	128	18	10	4	47	45	95	13	2	.331	.369	.700	536	4	1	3	13
2019	FRE	A(Adv)	.379	27	116	21	44	9	0	2	17	8	16	3	0	.416	.509	.925	125	0	0	1	0
2019	BOW	AA	.266	105	429	60	114	13	7	2	31	36	84	10	3	.326	.343	.669	471	3	2	1	9
2019	2 Teams	Minors	.290	132	545	81	158	22	7	4	48	44	100	13	3	.345	.378	.723	596	3	2	2	9
2021	NOR	AAA	.221	112	408	49	90	21	6	9	43	40	133	13	3	.288	.368	.656	455	0	3	4	5
2022	TAC	AAA	.256	124	442	72	113	23	5	21	63	50	130	22	3	.332	.473	.805	503	3	3	5	8
2023	TAC	AAA	.234	87	329	53	77	18	3	11	55	45	113	20	1	.330	.407	.737	383	4	1	4	6
2023	BUF	AAA	.170	27	88	15	15	3	0	1	10	14	33	5	1	.288	.239	.527	104	1	0	1	1
2023	TOR	MLB	.000	6	1	2	0	0	0	0	0	0	1	0	0	.000	.000	.000	1	0	0	0	0
2023	2 Teams	Minors	.221	114	417	68	92	21	3	12	65	59	146	25	2	.321	.372	.693	487	5	1	5	7
2023	2 Teams	AAA	.221	114	417	68	92	21	3	12	65	59	146	25	2	.321	.372	.693	487	5	1	5	7
Career	TOR	MLB	.000	6	1	2	0	0	0	0	0	0	1	0	0	.000	.000	.000	1	0	0	0	0
Career	7 Teams	Minors	.257	659	2480	370	637	116	34	51	295	264	632	90	16	.330	.393	.723	2797	16	13	23	47

CAREER TRANSACTIONS

OPTIONS USED: 0/3

2017 Signed by BAL as a 6th-round selection in the First-Year Player Draft, June 19

2022 Acquired by SEA from BAL in exchange for cash considerations, April 7

2023 Acquired by TOR from SEA in exchange for Trent Thornton, July 26

Signed by SD as a minor league free agent, November 18



ÓSCAR MERCADO

NRI

Height: 6-2 Bats: R
Weight: 215 Throws: R

40

INF

oscar mer-KAH-doh
 oscmerc21

Full Name	Óscar Mauricio Mercado
Date of Birth	December 16, 1994 in Cartagena, Colombia
Current Residence	Tampa, Florida
2024 Opening Day Age	29
MLB Service Time	3.031
How Obtained	Signed as a minor league free agent on December 28, 2023
Contract Status	Signed through 2024

QUICK HITS

- The former 2nd-round pick of the St. Louis Cardinals re-joins the Padres organization for 2024 on a minor league deal after spending part of 2023 with Triple-A El Paso.
- Made CLE's Opening Day rosters in 2020 and 2022, earning the Opening Day start in CF in '20.
- Finished 8th in the 2019 American League Rookie of the Year voting, two points behind Vladimir Guerrero, Jr. for 7th place; received three 3rd place votes in the poll.
- In 2019, he led all American League rookies in stolen bases (15) and runs scored (70), and his 15 home runs were most by a Cleveland rookie since Jody Gerut (22) in 2003.
- As an outfielder, has posted a .982 fielding percentage in the Majors (10 errors, 550 chances). Converted from shortstop to outfield in the minors in 2016 following 118 errors at shortstop in his first 4 professional seasons.
- Led the Appalachian League (2014), Midwest League (2015) and Texas League (2017) in stolen bases, while tying for the Florida State League lead (2016).
- Represented Team Colombia in the 2017 and 2023 World Baseball Classics.

2023 SEASON

- Spent the 2023 season with 3 different organizations (STL, SD & LAD)...appeared in 15 Major League games for the Cardinals, as well as 34 games for Triple-A Memphis (STL), 31 for Triple-A El Paso (SD) and 15 for Triple-A Oklahoma City (LAD).
- Slashed .488/.512/.756 and posted 7 multi-hit efforts across a 10-game stretch from April 18-30.
- Posted his first 4-hit effort since the 2019 campaign on April 30 at Durham...it was his 7th career four-hit game, trailing only his 5-hit effort for Triple-A Columbus in a July 2018 contest.
- Was hitting .276 (35-for-127) on the season with 14 SB in 17 attempts for MEM at the time of having his contract selected by STL on May 17.
- Appeared in 20 games for STL from May 17-July 1, hitting .290 (9-for-31) with 2 stolen bases.
- Hit. 450 (9-for-20) with a pair of 3-hit efforts in his first week

ACCOLADES

- Pacific Coast League Player of the Month (August 2023, Oklahoma City)
- Texas League Mid-Season All-Star (2017, Springfield)
- Midwest League Mid-Season All-Star (2015, Peoria)
- MiLB.com Organization All-Star (2014, STL)

with the Cardinals from May 17-24, including a career-high-tying 5 RBI on May 21 vs. LAD.

- Went 0-for-11 across his 12 games played for STL from May 25-July 1...designated for assignment by STL on July 3, elected free agency on July 5 and was signed by SD to a minor league contract on July 7.
 - Hit safely in 22 of his 31 games for Triple-A El Paso at a .339 clip (42-for-124), including 16 multi-hit efforts...posted 7 consecutive multi-hit games from Aug. 10-18, slashing .455/.500/1.061 over that stretch.
 - Released by SD on Aug. 21 before signing with LAD as a minor league free agent on Aug. 25.
 - Hit safely in 10 of his 15 games played for Triple-A Oklahoma City at a .259 clip (15-for-58).
 - Earned Pacific Coast League Player of the Month honors for the month of August.
 - On the season, made 51 appearances (all starts) in CF, 19 in RF (all starts), 6 as the DH (5 starts) and 5 in LF (4 starts).
 - Played for Colombia in the 2023 World Baseball Classic in March, going 4-for-13 (.308) at the dish.
- ## 2022
- Began the season on CLE's Opening Day roster and played in 55 games, his fewest in a single Major League season not shortened by COVID.
 - Hit his first career grand slam in the 3rd game of the season in the first inning at KC on April 10...it was part of a six-run inning en route to a 17-3 win.
 - Claimed off waivers by PHI on June 27, for one week, then waived and re-claimed by CLE a week later on July, 4.
 - Would play in only 5 more Major League games before being designated for assignment and finishing the season in Columbus (AAA), where he posted an .812 OPS.

ÓSCAR MERCADO



• Finished the season batting .362 (25-for-69) with 17 RBI over 21 games in September with 8 multi-hit efforts.

2021

- Began the campaign with Triple-A Columbus and hit .216 with 19 XBH (13 2B, 1 3B, 5 HR) across 45 games before getting called up by CLE on June 28, where he remained for the rest of the season.
- Appeared in 76 games for CLE, including 68 (56 starts) in the outfield with a .992 fielding % (1 error, 129 total chances).
- Went 4-for-5 at the dish with his 2nd HR of the season on Aug. 4 @ TOR...it was his 2nd-career 4-hit game (also: July 27, 2019 @ KC), trailing only his career-high 5-hit game on July 19, 2019 vs. KC.
- Connected for his first walk-off HR vs. CWS on Sept. 23 (G2) off José Ruíz in the bottom of the 7th inning.

2020

- Made his first career Opening Day roster in the COVID-shortened campaign...collected 1 hit in 11 contests, and did not record a multi-hit effort in his 36 games played.

POSTSEASON: Made 1 appearance in the Postseason, striking out in his lone at-bat in the Wild Card Series vs. NYY.

2019

- Finished 8th in the 2019 American League Rookie of the Year voting, two points behind Vladimir Guerrero, Jr. for 7th place...received three 3rd place votes in the poll.
- Led all AL rookies in stolen bases (15) and runs scored (70)...his 15 home runs were most by a CLE rookie since Jody Gerut (22) in 2003.
- Made his ML debut with CLE on May 14 at CWS...collected his first hit vs. BAL on May 18 and his first ML home run vs. TB on May 26.

ÓSCAR MERCADO

- Posted a career-high 5 hits (5-for-5) vs. KC on July 19, 5 days after his first multi-home run game vs. Detroit on July 15.

2013-18

- Traded by STL to CLE in exchange for minor league outfielders Conner Capel and Jhon Torres at the **2018** trade deadline on July 31...posted minor league career highs in games (132), AB (485), runs scored (85) and walks between STL's Triple-A Memphis and CLE's Triple-A Columbus.
- Participated for Colombia in the **2017** World Baseball Classic, appearing in 2 games while scoring 1 run...posted minor league career highs in total hits (137) and strikeouts (112) for Double-A Springfield...was tabbed by *Baseball America* as the Cardinals "Best Defensive Outfielder", posting a .978 fielding percentage (6 errors, 270 total chances)...his 38 stolen bases led the Texas League.
- Spent the entirety of the **2016** season with Single-A Palm Beach...his 33 stolen bases tied for the Florida State League lead...converted from shortstop to outfield following 118 errors at shortstop in his first 4 professional seasons.
- Swiped a career-high 50 bases in **2015** for Single-A Peoria, which also led the Midwest League...appeared in 117 games.
- Played in 60 games for Rookie-Level Johnson City in **2014**, leading the Appalachian League with 26 stolen bases.
- After being drafted in 2nd round of the **2013** First-Year Player Draft, played in 42 G for the GCL Cardinals.

PERSONAL

- Born in Colombia and immigrated to the Tampa, Fla., area on his father's (Oscar Sr.) work visa when he was seven years old, along with his mother (Marta), older brother (Juan), and twin sister (Natalia).
- Is very close with his twin sister, who graduated from the University of Central Florida and started a dental school at Temple University.
- Graduated from Tampa Gaither High School, which also produced Tampa Bay Rays manager Kevin Cash.
- Signed his letter of intent to play college baseball at Florida State University.
- Earned U.S. Citizenship in March 2018 during Spring Training.
- Volunteered regularly at Cleveland Animal Protective League.

ÓSCAR MERCADO



ÓSCAR MERCADO CAREER BATTING

Season	Team	League	AVG	G	AB	R	H	2B	3B	HR	RBI	BB	SO	SB	CS	OBP	SLG	OPS	PA	HBP	SAC	SF	GIDP
2013	G-CAR	ROK	.209	42	163	18	34	5	4	1	14	17	39	12	4	.290	.307	.597	186	3	0	3	0
2014	JC	ROK	.224	60	245	41	55	9	1	3	25	20	37	26	7	.303	.306	.609	274	8	0	1	4
2015	PEO	A(Full)	.254	117	472	70	120	23	3	4	44	23	61	50	19	.297	.341	.638	513	8	5	5	9
2016	PMB	A(Adv)	.215	125	442	50	95	23	1	0	27	44	71	33	20	.296	.271	.567	506	9	6	5	10
2017	SPR	AA	.287	120	477	76	137	20	4	13	46	32	112	38	19	.341	.428	.769	523	9	1	4	3
2018	MEM	AAA	.285	100	382	73	109	21	1	8	42	36	64	31	8	.351	.408	.759	427	4	2	3	7
2018	COL	AAA	.252	32	103	12	26	5	1	0	5	13	23	6	4	.342	.320	.662	119	1	2	0	4
2018	2 Teams	Minors	.278	132	485	85	135	26	2	8	47	49	87	37	12	.349	.390	.739	546	5	4	3	11
2018	2 Teams	AAA	.278	132	485	85	135	26	2	8	47	49	87	37	12	.349	.390	.739	546	5	4	3	11
2019	COL	AAA	.294	30	119	24	35	10	1	4	15	16	32	14	3	.396	.496	.892	140	4	1	0	1
2019	CLE	MLB	.269	115	438	70	118	25	3	15	54	28	84	15	4	.318	.443	.761	482	5	7	4	9
2020	CLE	MLB	.128	36	86	6	11	1	0	1	6	5	27	3	0	.174	.174	.348	93	0	1	1	0
2021	COL	AAA	.216	45	171	29	37	13	1	5	23	23	32	9	1	.327	.392	.719	203	6	1	2	2
2021	CLE	MLB	.224	72	214	27	48	11	1	6	19	21	42	7	1	.300	.369	.669	238	2	1	0	1
2022	COL	AAA	.281	49	167	25	47	7	3	5	31	18	28	9	4	.363	.449	.812	190	4	0	1	3
2022	PHI	MLB	.000	1	0	0	0	0	0	0	0	0	0	0	0	.000	.000	.000	1	0	0	0	0
2022	CLE	MLB	.208	54	120	17	25	6	1	4	16	5	28	2	2	.244	.375	.619	127	1	0	1	4
2022	2 Teams	MLB	.207	55	121	17	25	6	1	4	16	5	29	2	2	.242	.372	.614	128	1	0	1	4
2023	MEM	AAA	.278	34	126	18	35	12	0	2	12	14	28	15	3	.361	.421	.782	145	3	1	1	2
2023	ELP	AAA	.339	31	124	28	42	5	3	10	37	11	29	10	1	.399	.669	1.068	138	2	0	1	0
2023	OKC	AAA	.259	15	58	11	15	4	0	2	13	4	16	3	1	.313	.431	.744	64	1	0	1	3
2023	STL	MLB	.290	20	31	3	9	3	0	0	5	1	4	2	1	.313	.387	.700	32	0	0	0	0
2023	3 Teams	Minors	.299	80	308	57	92	21	3	14	62	29	73	28	5	.367	.523	.890	347	6	1	3	5
2023	3 Teams	AAA	.299	80	308	57	92	21	3	14	62	29	73	28	5	.367	.523	.890	347	6	1	3	5
Career	3 Teams	MLB	.237	298	890	123	211	46	5	26	100	60	186	29	8	.289	.388	.677	973	8	9	6	14
Career	9 Teams	Minors	.258	800	3049	475	787	157	23	57	334	271	572	256	94	.329	.381	.710	3428	62	19	27	48

WILD CARD

Season	Team	League	AVG	G	AB	R	H	2B	3B	HR	RBI	BB	SO	SB	CS	OBP	SLG	OPS	PA	HBP	SAC	SF	GIDP
2020	CLE	MLB	.000	1	1	0	0	0	0	0	0	0	1	0	0	.000	.000	.000	1	0	0	0	0

POSTSEASON (COMBINED)

Season	Team	League	AVG	G	AB	R	H	2B	3B	HR	RBI	BB	SO	SB	CS	OBP	SLG	OPS	PA	HBP	SAC	SF	GIDP
2020	CLE	MLB	.000	1	1	0	0	0	0	0	0	0	1	0	0	.000	.000	.000	1	0	0	0	0

CAREER TRANSACTIONS

OPTIONS USED: 3/3

- 2013** Signed by STL as a 2nd-round selection in the First-Year Player Draft, June 17
- 2018** Acquired by CLE from STL in exchange for Jhon Torres and Conner Capel, July 31
- 2022** Claimed off waivers by PHI from CLE, June 27
- Claimed off waivers by CLE from PHI, July 4
- Signed by STL as a minor league free agent, November 17
- 2023** Signed by SD as a minor league free agent, July 7
- Signed by LAD as a minor league free agent, August 25
- Signed by SD as a minor league free agent, December 28



JACKSON MERRILL

NRI

Height: 6-3 Bats: L
Weight: 212 Throws: R

MEHR-uhl
jacksonmerrill

70

INF/OF

Full Name	Jackson Peter Merrill
Date of Birth	April 19, 2003 in Baltimore, Maryland
Current Residence	Severna Park, Maryland
2024 Opening Day Age	20
MLB Service Time	0.000
How Obtained	Signed by SD as a first-round selection (27th overall) in the 2021 First-Year Player Draft on July 26, 2021
Contract Status	Signed through 2024

QUICK HITS

- Entered 2024 ranked as the Padres' No. 2 overall prospect by MLB Pipeline and *Baseball America*. Also rated as the No. 12 prospect in all of baseball by MLB Pipeline and ESPN, No. 17 by *Baseball America* and No. 23 by The Athletic.
- Split his age-20 season in 2023 between High-A Fort Wayne and Double-A San Antonio, hitting a combined .277 (129-for-466) in 114 games with 25 doubles, four triples, 15 home runs and 64 RBI.
- Played 4 different positions in 2023 between SA and FW: shortstop (99 games), left field (5 games), second base (2 games and first base (1 game). Also played in 7 games as the designated hitter.
- Named to his 1st-career Futures Game roster in 2023 for the SiriusXM All-Star Futures Game in Seattle, Washington. Entered the game as a pinch-hitter and then played SS, going 0-for-2 at the dish.

2023 SEASON

- Split his second full season as a professional between High-A Fort Wayne and Double-A San Antonio, earning a spot on the 2023 SiriusXM All-Star Futures Game roster.
- Also earned his 2nd MiLB.com Organization All-Star honor, hitting a combined .277 (129-for-466) in 114 games with 25 doubles, four triples, 15 home runs, 64 RBI and 76 runs scored.
- Played 4 different positions in 2023 between SA and FW: shortstop (99 games), left field (5 games), second base (2 game and first base (1 game)...at SS, committed 12 errors in a 845.2 innings for a .969 fielding percentage.
- Began the season with Fort Wayne, where he hit 10 homers with a .280/.318/.444 slash line in 68 games to earn the promotion to Double-A on July 14.
- Reached base safely via a hit or a walk in 39 of his 46 games for SA, batting .273 (51-for-187) with 13 doubles, 2 triples, 5 home runs, 31 RBI, 26 runs scored, and 18 walks...owned a .338 OBP and .444 SLG in his 1st stint at the Double-A level.
- With SA, went 15-for-41 (.366) with RISP and 7-for-20 (.350) with RISP/2 out.
- Hit 2nd in the Missions batting order in 45 of his 46 games played, hitting third in the other contest.

ACCOLADES

Futures Game Selection (2023, NL-SD)

2x MiLB Organization All-Star (2022-23, SD)

Arizona Fall League Rising Star (2022, Peoria)

California League Player of the Week (April 24, 2022 - Lake Elsinore)

- Hit exactly .273 vs. lefties (12-for-44) and righties (60-for-219) with SA.
- Also converted 5 of his 6 stolen base attempts while with SA, including 15 of 19 (78.9%) between SA and FW.
- On August 17 vs. Midland, stole home in the 1st inning.
- Was left off the SA division series roster with his left hamstring injury.
- Entered 2023 rated as the No. 16 prospect in all of baseball by ESPN.com, No. 19 by MLB Pipeline, No. 20 by The Athletic and No. 22 by *Baseball America*.
- Earned his first invitation to Major League Spring Training in 2023 and saw ample playing time with many players participating in the 2023 World Baseball Classic...played in 16 games and hit .268 (10-for-35)...started 10 of those games at shortstop and made 2 errors in 82.0 innings at SS.

2022

- The Padres' top prospect in '22 was limited to only 45 games due to wrist and hamstring issues, but he slashed .325/.387/.482 with 10 doubles, 3 triples, 5 home runs, 35 RBI and 33 runs scored for Lake Elsinore (A) in his age-19 season.
- Hit safely in 11 of his first 13 games including 7 multi-hit efforts from April 8-24, earning California League Player of the Week honors on April 24.
- Placed on the 7-day IL on April 29 with a fractured wrist as he applied the tag on an attempted steal...sent on a rehab assignment to the Arizona Complex League on June 21, where he slashed .433/.542/.700 across 10 G from June 21-July 29...landed back on the IL due to the hamstring injury.
- Reinstated from the IL and returned the Storm on July 31...hit safely in 25 of his 32 games played, slashing .298/.361/.468 with 6 doubles, 3 triples, 4 home runs, 27 RBI and 22 runs scored.

JACKSON MERRILL



NRI



- In the Postseason, he helped the Storm claim its first California League championship since 2011 and fourth overall, going 11-for-17 at the dish (.647) with 4 doubles, 7 RBI, 3 runs scored and 3 stolen bases in as many attempts.
- While with the Storm, he hit .379 (22-for-58) vs. lefties and .302 (42-for-139) vs. righties.
- Spent the majority of the season batting 2nd in the Storm lineup (27 G, .303 AVG), while also batting leadoff (10 G, .356) and third (8 G, .367).
- Following the season, he played in 22 games for the Peoria Javelinas in the Arizona Fall League, slashing .261/.316/.352 with 1 double, 2 triples, 1 HR, 10 RBI, 16 runs scored and 2 stolen bases...was named to the Arizona Fall League Rising Stars team.

2021

- Made his professional debut with the Arizona Complex League Padres (R) and hit .280 (30-for-107) with a .722 OPS in 31 games...he had 9 XBH (7 2B and 2 3B) with 0 home runs.
- Hit safely in 23 of 31 games for the ACL Padres, including each of the first 10 games to begin his pro career from July 26-Aug. 9 (.353 AVG).

JACKSON MERRILL CAREER BATTING

Season	Team	League	AVG	G	AB	R	H	2B	3B	HR	RBI	BB	SO	SB	CS	OBP	SLG	OPS	PA	HBP	SAC	SF	GIDP
2021	A-PAD	ROK	.280	31	107	19	30	7	2	0	10	10	27	5	1	.339	.383	.722	120	0	2	1	2
2022	A-PAD	ROK	.433	10	30	5	13	3	1	1	6	1	2	3	0	.452	.700	1.152	31	0	0	0	1
2022	LE	A	.325	45	197	33	64	10	3	5	34	19	42	8	5	.387	.482	.869	219	1	2	0	5
2022	2 Teams	Minors	.339	55	227	38	77	13	4	6	40	20	44	11	5	.395	.511	.906	250	1	2	0	6
2023	FW	A+	.280	68	279	50	78	12	2	10	33	17	37	10	3	.318	.444	.762	300	0	1	3	6
2023	SA	AA	.273	46	187	26	51	13	2	5	31	18	25	5	1	.338	.444	.782	211	2	1	3	2
2023	2 Teams	Minors	.277	114	466	76	129	25	4	15	64	35	62	15	4	.326	.444	.770	511	2	2	6	8
Career	4 Teams	Minors	.295	200	800	133	236	45	10	21	114	65	133	31	10	.347	.455	.802	881	3	6	7	16

CAREER TRANSACTIONS

OPTIONS USED: 0/3

2021 Signed by SD as a first-round selection (27th overall) in the First-Year Player Draft, July 26



CAL MITCHELL

NRI

Height: 6-0 Bats: L
Weight: 207 Throws: L

calvin.mitch

30 OF

Full Name	Calvin David Mitchell
Date of Birth	March 8, 1999 in San Diego, California
Current Residence	St. Petersburg, Florida
2024 Opening Day Age	25
MLB Service Time	0.100
MLB Debut	May 24, 2022 vs. COL (with PIT)
How Obtained	Signed as a minor league free agent on December 28, 2023
Contract Status	Signed through 2024

QUICK HITS

- The San Diego native is a 2017 graduate of Rancho Bernardo High School, and was drafted in the 2nd round of the 2017 First-Year Player Draft by PIT.
- Committed to play at the University of San Diego prior to signing with the Pirates.
- His Rancho Bernardo Broncos were 109-27 in his four high school seasons, as he hit .337 with 29 HR and 120 RBI.
- Made 71 appearances (51 starts) for the Pirates Major League club across the 2022-23 seasons, with 54 of those appearances (51 starts) coming in right field in '22.
- Earned 2019 Florida State League All-Star Game MVP honors, going 2-for-4 with a pair of doubles in the contest.

2023 SEASON

- In his 7th and final season in Pittsburgh's organization, he spent the majority of the campaign with Triple-A Indianapolis while also appearing in 2 games for the Pirates.
- Appeared in 44 games (35 starts) in left field for IND and 38 games (30 starts) in right field, slashing .261/.333/.414 with 16 doubles, 9 HR, 57 RBI and 48 runs scored for the Indians.
- Hit safely in 41 of 64 games for IND at a .276 clip (62-for-225) from March 31-June 18 before being recalled by the Pirates on June 20...went a combined 0-for-4 with 1 BB and 1 SO in his only 2 games played for the Pirates in '24 on June 20 & 21.
- On April 25 vs. Columbus, posted a career-high-tying 5 hits (2x, also: Aug. 24 vs. Richmond for Double-A Altoona)...it was the start of him hitting safely in 22 of 30 games played from April 25-May 31 at a .330 clip (34-for-103), with 6 of his 9 HR on the campaign coming during the stretch.
- Optioned back to IND on June 23 and hit .250 (8-for-32) before being placed on the 7-day IL on July 4, and remained on the IL until Aug. 29...appeared in 4 rehab games for Single-A Bradenton from Aug 22-27 (167; 2-for-12).
- Designated for assignment on Sept. 1 before clearing outright waivers back to IND on Sept. 5...appeared in 4 September games for the Indians, going 3-for-15 (.200) at the dish and finishing the season on the 7-day IL.

ACCOLADES

- Florida State League League All-Star Game Top Star (2019, Bradenton)
- Florida State League Mid-Season All-Star (2019, Bradenton)
- Florida State League Player of the Week (July 21, 2019 - Bradenton)
- South Atlantic League Mid and Post-Season All-Star (2018, West Virginia)
- South Atlantic League Player of the Week (April 22, 2018 - West Virginia)

2022

- Began the season with Triple-A Indianapolis and was the Opening Day starter in RF.
- Recorded at least 1 RBI in each of his first 7 games through April 13.
- Hit .371 with a 1.138 OPS and 12 RBI in his first 10 games through April 17.
- Connected for 2 HR and had 4 RBI on May 13 vs. Columbus.
- Reached base safely in 16 straight games from April 20 through May 14.
- Was hitting .306 (38-for-124) at the time he was selected to the Major League roster on May 24.
- Made his Major League debut as the starter in right field on May 24 vs. COL and had an RBI single off Kyle Freeland in his second at-bat.
- Hit safely in each of his first 4 big league games before going 0-for-4 on May 29.
- Connected off ARI's Zac Gallen for his first Major League home run on June 5...homered again in his next game on June 7 vs. DET off Tarik Skubal.
- Was optioned back to IND on June 27...hit safely in 11 straight games with IND from May 17 through July 4, going 18-for-43 (.419) with 11 RBI and a .934 OPS.
- Was recalled a second time on July 15...hit safely in 16 of his 17 games with IND in August, going 24-for-64 (.375) with 4 2B, 2 3B, 4 HR, 14 RBI, a .438 OBP, .688 SLG and 1.126 OPS.
- Was recalled on Sept 1...hit safely in 4 straight games from Sept. 2-7...connected for his 5th and final home run on Sept. 13 in game one of a doubleheader at CIN.

CAL MITCHELL



NRI



2021

- Entered season ranked by MLB Pipeline as the 17th-best prospect in the Pirates minor league system.
- Hit .279 (112-for-402) with 20 2B, 12 HR and 62 RBI in 115 minor league games between Double-A Altoona and Triple-A Indianapolis.
- Ranked 2nd among Pirates farmhands in games played, 3rd in hits and 8th in RBI.
- Began season with Altoona and connected for first Double-A home run in his 6th game on May 12 at Binghamton.
- Recorded his first career two-homer game on June 30 at Hartford.
- Batted .319 (29-for-91) with 5 home runs, 17 RBI and a .939 OPS in 25 games during the month of June.
- Matched a franchise record with a career-high 5 hits and 5 RBI in Altoona's 16-5 win over Richmond on Aug. 24.
- Reached base safely in 18 straight games from Aug. 10 thru Sept. 1.
- Made 92 appearances (90 starts) in right field and five starts in left field while playing with Altoona.

- Was promoted to IND on Sept. 20 and hit safely in each of his first 4 games...made all 5 defensive appearances in right field with IND.

2020

- Did not play a regular season game due to the COVID-19 pandemic.

2019

- Entered 2019 ranked as PIT's 8th-best prospect according to *Baseball America*.
- Finished T-1st in the Florida State League in total bases (183), 5th in RBI, 6th in HR and 10th in SLG while spending entire 2019 season with Single-A Bradenton.
- Was named to the Florida State League Mid-Season All-Star team in 2019...went 2-for-4 with a pair of doubles while being named MVP of the All-Star Game.
- Led Florida State League right fielders with a .977 fielding percentage.
- Was named the Florida State League Player of the Week for

CAL MITCHELL

NRI

the week of July 15-21...Hit a walk-off grand slam to cap off a six-run 10th inning for Bradenton on July 17 vs. Clearwater... hit his 2nd grand slam in 4-game span on July 21 at Tampa.

2018

- Spent entire 2018 season with Single-A West Virginia Power, where he led the team and posted career highs in hits (124), doubles (29), RBI (65), walks (41) and games played (119).
- Was named to the South Atlantic League's Mid and Post-Season All-Star teams in 2018 while ranking 7th in the league in batting average and 3rd among Pirates minor leaguers in RBI.
- Took home South Atlantic League Player of the Week honors for the week of April 16-22 after going 13-for-26 (.500).
- Hit safely in a career-high 13 straight games from April 14-27, going 24-for-53 (.452) with 7 multi-hit games.
- Hit safely in 20 of his first 22 games in 2018 and was hitting .381 thru April 27.
- Ranked 4th in the South Atlantic League with a .316 batting average at the All-Star break.
- Started in right field for the North All-Stars in the South Atlantic League All-Star Game in Greensboro, NC.
- Ended the campaign ranked as PIT's 8th-best prospect by Baseball America and No. 9 by MLB.com.

2017

- Made his professional debut with the Rookie-Level Gulf Coast League Pirates after being selected in the 2nd round (50th pick overall) of the First-Year Player Draft earlier in the summer.
- Hit his first career home run as part of a three-hit performance in his third professional game on June 28 against the GCL Braves.
- Finished the season ranked as PIT's 14th-best prospect by Baseball America and No. 15 by MLB.com.

PERSONAL

- Is a 2017 graduate of Rancho Bernardo High School in San Diego, CA (the same high school as former Pirates pitcher Trevor Williams).
- Was a 2017 Rawlings-Perfect Game first-team All-American and California All-Region first-team selection.
- Hit .369 with 11 home runs and 34 RBI in 34 games during his senior year at Rancho Bernardo.
- Was ranked by MLB Pipeline as the 79th-best prospect available in the 2017 draft.
- Has several tattoos, many of which he drew and designed himself.

CAL MITCHELL



NRI

CAL MITCHELL CAREER BATTING

Season	Team	League	AVG	G	AB	R	H	2B	3B	HR	RBI	BB	SO	SB	CS	OBP	SLG	OPS	PA	HBP	SAC	SF	GIDP
2017	G-PIR	ROK	.245	43	159	17	39	11	0	2	20	24	35	2	3	.351	.352	.703	185	2	0	0	2
2018	WV	A	.280	119	443	55	124	29	3	10	65	41	109	4	5	.344	.427	.771	495	5	1	5	9
2019	BRD	A(Adv)	.251	118	451	54	113	21	2	15	64	32	142	1	1	.304	.406	.710	493	5	0	5	5
2021	ALT	AA	.280	108	382	43	107	19	1	12	61	24	71	6	7	.330	.429	.759	419	7	0	5	6
2021	IND	AAA	.250	7	20	1	5	1	0	0	1	0	4	0	0	.286	.300	.586	21	1	0	0	1
2021	2 Teams	Minors	.279	115	402	44	112	20	1	12	62	24	75	6	7	.328	.423	.751	440	8	0	5	7
2022	IND	AAA	.339	63	236	33	80	18	2	9	49	17	38	8	1	.391	.547	.938	261	5	0	3	3
2022	PIT	MLB	.226	69	212	21	48	11	0	5	17	18	52	3	1	.286	.349	.635	232	0	1	1	3
2023	BRD	A	.167	4	12	2	2	0	0	0	2	4	2	0	0	.353	.167	.520	17	0	0	1	0
2023	IND	AAA	.261	78	280	46	73	16	0	9	55	29	93	6	2	.333	.414	.747	316	3	1	3	8
2023	PIT	MLB	.000	2	4	0	0	0	0	0	0	1	1	0	0	.200	.000	.200	5	0	0	0	0
2023	2 Teams	Minors	.257	82	292	48	75	16	0	9	57	33	95	6	2	.334	.404	.738	333	3	1	4	8
Career	PIT	MLB	.222	71	216	21	48	11	0	5	17	19	53	3	1	.284	.343	.627	237	0	1	1	3
Career	6 Teams	Minors	.274	540	1983	251	543	115	8	57	317	171	494	27	19	.337	.426	.763	2207	28	2	22	34

CAREER TRANSACTIONS

OPTIONS USED: 2/3

2017 Signed by PIT as a 2nd-round selection in the First-Year Player Draft, June 20

2023 Signed by SD as a minor league free agent, November 21



NATE MONDOU

NRI

Height: 5-8 Bats: L
Weight: 211 Throws: R

MAHN-doo
natemondou

43

INF

Full Name	Nathan Wayne Mondou
Date of Birth	March 24, 1995 in Tacoma, Washington
Current Residence	Lakewood, Washington
2024 Opening Day Age	29
MLB Service Time	0.003
How Obtained	Signed by SD as a minor league free agent on December 8, 2023
Contract Status	Signed through 2024

QUICK HITS

- Joined the Padres organization for the 2024 campaign on a minor league deal after spending 7 seasons with the Oakland A's (2016-22) and 1 season with the Chicago White Sox (2023).
- Spent the majority of 2023 with Triple-A Charlotte and made appearances across the infield, including 68 appearances (66 starts) at 1B, 28 appearances (26 starts) at 2B and 11 appearances (all starts) at 3B.
- Made his MLB Debut in his final season with OAK in 2022, appearing in the A's penultimate game of the season. In '22, he ranked Top 5 among OAK's organizational leaders in doubles (2nd, 30), AVG (4th, .283) and hits (5th, 109).

2023 SEASON

- After 7 seasons with the Oakland Athletics organization, Mondou signed a minor league deal with the Chicago White Sox on January 30 and played in 2 games for Double-A Birmingham before spending the rest of the season (116 games) with Triple-A Charlotte.
- Homered in his first game with the Barons on April 6 for his lone hit in 5 at-bats with BIR...promoted to Charlotte on April 11.
- Slashed .270/.379/.434 with the Knights, ranking 1st on the clubs in walks (69), 2nd in RBI (61) runs scored (6) and 2B (23), 3rd in HR (13) and games played (116) and 4th in total hits (105) and at-bats (389).
- Hit .270 (17-for-63) in his 19 April games before enjoying his highest monthly AVG in May (.303, 23-for-76), with 4 of his 14 HR coming in his 2 games that month...hit .206 in his 19 June games before hitting .278 (52-for-187) across his final 55 games from July 1-Sept. 24.
- Posted 3 separate 8+ game hitting streaks throughout the season...hit safely in 8 consecutive games from April 15-23 at a .357 clip, another 8 straight games from July 14-25 at a .355 clip, and a season-high 10 consecutive games from Sept 8-19 at a .361 clip.
- Homered in consecutive games for the 3rd and 4th times of his career, and twice in the same season for the first time, on May 30-June 1 and Sept 16-17.
- Reached base in all 5 plate appearances on Aug 24 vs. Memphis, posting a career-high-tying 4 walks while going

ACCOLADES

- Texas League Player of the Week (July 28, 2019 - Midland)
- California League Mid-Season All-Star (2018, Stockton)
- MiLB Organization All-Star (2018, OAK)
- Midwest League Mid-Season All-Star (2017, Beloit)
- New York-Penn League Mid-Season All-Star (2016, Vermont)

- 1-for-1 at the dish with a stolen base.
- Made 68 appearances (66 starts) for the Knights at 1B, 28 app. (22 starts) at 2B, 11 app (all starts) at 3B and 10 app (all starts) as the DH.
- Posted a .988 fielding percentage (8 errors, 652 total chances).

2022

- In his final season with the A's organization, he spent the duration of the campaign with Triple-A Las Vegas before having his contract selected on October 3 and making his Major League debut in OAK's penultimate game of the season on Oct. 4 vs. LAA...made the start at 2B and went 0-for-2 with 1 BB and 1 SO in OAK's 2-1 win.
- Ranked among OAK's organizational leaders in doubles (2nd, 30), AVG (4th, .283), hits (5th, 109), RBI (6th, 64), OBP (7th, .374), XBH (T-7th, 40), SLG (8th, .431) and OPS (8th, .805)...the 30 2B and 64 RBI were also career highs.
- Recorded 1+ RBI in 7 of his first 8 games from April 5-21 (9 RBI total over the stretch).
- Was hit by 6 pitches over a 10-game stretch from April 24-May 7...he was 1 of 13 batters in all of Triple-A Baseball to post 13+ HBP in '22.
- 3 of the 6 times he's recorded 4 RBI came in '22, including twice in a 3-game stretch on July 3 vs. Round Rock and July 5 @ Oklahoma City.
- Recorded his 2nd-career multi-HR game on Aug 24 vs. Sugar Land, with the other coming on July 10, 2018 for Single-A Stockton.
- Played primarily at 2B (80 G, 76 starts), while also playing 3B (13 G, 11 starts), LF (9 G, all starts) and SS (2 G, all starts).

NATE MONDOU



NRI

2016-21

- Finished 3rd in the A's organization in AVG (.282) in **2021**, spending the duration of the season at the Triple-A level for the first time in his career...appeared in 87 games for Charlotte primarily at 2B (63 games), hitting .282 (87-for-308).
- Did not play competitively in **2020** due to COVID-19.
- Spent all of **2019** with Double-A Midland, playing in 122 games (103 at 2B) while hitting .248 (106-for-427) at the dish...was named Texas League Player of the Week for the period of July 22-28.
- Finished 2nd in the A's organization in runs scored (79) and 4th in RBI (75) in **2018**...both were career highs, as well as his 142 total hits, 509 at-bats and 136 games played between Single-A Stockton and Double-A Midland...earned California League Mid-Season All-Star honors, and was named an Organizational All-Star for OAK by MiLB.com.

- In **2017**, he combined to hit .287 (135-for-470) with 24 2B, 7 3B, 2 HR, 59 RBI and 69 runs scored in 125 games between Class-A Beloit and Stockton...ranked among A's farmhand leaders in walks (3rd, 59) and T-3rd in OBP (.366)...earned Midwest League Mid-Season All-Star honors for Beloit.
- After being drafted in the 13th round of the **2016** First-Year Player Draft, got his professional career started with 1 game in the Arizona League before playing in 60 games for Single-A Vermont, earning New York-Penn League Mid-Season All-Star honors.

PERSONAL

- Attended Wake Forest University, where he was a two-time First Team All-ACC selection in 2015-16... graduated from the Charles Wright Academy in University Place, Wash.

NATE MONDOU CAREER BATTING

Season	Team	League	AVG	G	AB	R	H	2B	3B	HR	RBI	BB	SO	SB	CS	OBP	SLG	OPS	PA	HBP	SAC	SF	GDP
2016	A-ATH	ROK	.000	1	1	0	0	0	0	0	0	1	0	0	0	.500	.000	.500	2	0	0	0	0
2016	VER	A(Short)	.298	60	225	27	67	11	2	0	24	24	37	6	6	.375	.364	.739	254	4	1	0	6
2016	2 Teams	Minors	.296	61	226	27	67	11	2	0	24	25	37	6	6	.376	.363	.739	256	4	1	0	6
2017	BEL	A(Full)	.296	66	247	31	73	16	3	0	32	31	43	8	3	.371	.385	.756	288	2	2	6	6
2017	STK	A(Adv)	.278	59	223	38	62	8	4	2	27	28	57	8	5	.362	.377	.739	257	3	0	3	1
2017	2 Teams	Minors	.287	125	470	69	135	24	7	2	59	59	100	16	8	.366	.381	.747	545	5	2	9	7
2018	STK	A(Adv)	.291	88	344	64	100	20	5	8	61	33	58	8	5	.361	.448	.809	391	7	3	4	4
2018	MID	AA	.255	48	165	15	42	7	0	0	14	19	26	2	1	.345	.297	.642	196	6	2	4	1
2018	2 Teams	Minors	.279	136	509	79	142	27	5	8	75	52	84	10	6	.356	.399	.755	587	13	5	8	5
2019	MID	AA	.248	122	427	54	106	15	3	5	45	58	94	7	8	.344	.333	.677	503	8	3	7	8
2021	LV	AAA	.282	87	308	53	87	20	1	8	49	40	55	0	2	.371	.432	.803	361	7	0	6	4
2022	LV	AAA	.283	108	385	59	109	30	3	7	64	46	83	1	1	.374	.431	.805	449	13	0	5	5
2022	OAK	MLB	.000	1	2	0	0	0	0	0	0	1	1	0	0	.333	.000	.333	3	0	0	0	0
2023	BIR	AA	.200	2	5	1	1	0	0	1	1	2	1	1	0	.429	.800	1.229	7	0	0	0	1
2023	CLT	AAA	.270	116	389	60	105	23	1	13	61	69	89	7	5	.379	.434	.813	465	2	1	4	2
2023	2 Teams	Minors	.269	118	394	61	106	23	1	14	62	71	90	8	5	.380	.439	.819	472	2	1	4	3
Career	OAK	MLB	.000	1	2	0	0	0	0	0	0	1	1	0	0	.333	.000	.333	3	0	0	0	0
Career	8 Teams	Minors	.277	757	2719	402	752	150	22	44	378	351	543	48	36	.365	.396	.761	3173	52	12	39	38

CAREER TRANSACTIONS

OPTIONS USED: 0/3

2016 Signed by OAK as a 13th-round selection in the First-Year Player Draft, June 14

2023 Signed by CWS as a minor league free agent, January 30

Signed by SD as a minor league free agent, December 8



ADRIAN MOREJON

Height: 6-0 Bats: L
Weight: 236 Throws: L

more-eh-HONE
 @adrian_morejon3
 adrianmorejon40

50

LHP

Full Name	Adrian Morejon Garcia
Date of Birth	February 27, 1999 in Havana, Cuba
Current Residence	Phoenix, Arizona
2024 Opening Day Age	25
MLB Service Time	3.140
MLB Debut	July 21, 2019 @ CHC (wish SD)
How Obtained	Signed as an international free agent on July 7, 2016
Contract Status	Signed through 2024

QUICK HITS

- Limited to 8 appearances (1 start) for SD in 2023 due to 2 separate stints on the Injured List (left elbow sprain and right knee inflammation).
- Posted a career-long 13.2 scoreless-inning streak across his 10 appearances from August 2-29, 2022, going 2-0 with 2 holds, a 12-3 SO/BB ratio and a .204 opp. AVG. It was the 3rd-longest scoreless-inning streak out of the SD pen in '22, behind only Tim Hill (18.0 IP) and Nick Martinez (15.0 IP).
- Ranked in the 92nd percentile in fastball velocity (96.9 mph) in '22 and the 73rd percentile in '23 (95.3 mph).
- He inherited 10 runners in '22, and allowed 0 of them scored. He was 1 of only 3 relievers in '22 to have inherited 10+ runners and have a 0.0 IRS% (also: MIL's Matt Bush and MIN's Joe Smith).
- Entered the 2022 season as the No. 6 prospect in SD's farm system by *Baseball America*.
- Made his ML debut on July 21, 2019 at CHC, becoming the 3rd player from the 2016 International Signing Class to make his ML debut, behind only TOR's RHP Elvis Luciano and INF/OF Lourdes Gurriel Jr.
- At 20 years, 144 days old, Morejon became the 2nd-youngest Padre to making his pitching debut, behind only Jay Franklin (18 years, 172 days old on September 4, 1971).

2023 SEASON

- Made 8 appearances (1 start) for SD, allowing 7 ER in 9.0 IP (7.00 ERA) with a 2.11 WHIP and .368 opponents' AVG.
- Began the season on the 60-day IL (left elbow sprain) and made 4 rehab outings with Lake Elsinore (A) before being reinstated from the 60-day IL and optioned to ELP on June 6.
- Went 1-0 and posted a 1.29 ERA (1 ER, 7.0 IP) with a .222 opponents' AVG across 4 relief outings for the Chihuahuas from June 7-18 before being recalled from ELP on June 21.
- Was scoreless across his first 3 app (2.1 IP) from June 21-24, allowing just 1 hit and 2 walks.
- Allowed a career-high-tying 5 hits and 3 ER on June 27 @ PIT in SD's 9-4 defeat.

ACCOLADES

Futures Game World Selection (2019, SD)


California League Mid-Season All-Star (2018, Lake Elsinore)

- Tossed 3.0 shutout frames for the 3rd time in his career (first time since the 2020 campaign) on July 2 @ CIN.
- Allowed 2 runs in 2 of his final 3 outings from July 7-15 before being placed on the 15-day IL with right knee inflammation on July 16.
- Split a rehab stint between the Arizona Complex League and ELP from Aug 4-15 before being reinstated from the 15-day IL on Aug. 17 and optioned to ELP that same day, where he remained for the balance of the season.
- Per Statcast, he relied on 4 pitches: 4-Seam Fastball (57.8%), Slider (19.3%), Curveball (14.3%) and Changeup (8.7%)...he ranked in the 73rd percentile in fastball velocity (95.3 mph), but opponents hit .462 (12-26) against the pitch.

2022

- Began the season on the 60-day IL recovering from Tommy John surgery...his rehab assignment included starts for Lake Elsinore (A) on May 10 (3.0 IP, 2 H, ER) and May 15 (0.1 IP, 5 H, 3 ER) before making 5 scoreless rehab relief app. for San Antonio (AA) from May 19-June 1, allowing just allowing just 1 hit in 7.0 IP.
- Reinstated from the 60-day IL on June 6 and was recalled to the big league squad on June 7...made his season debut that same day vs. NYM, retiring all 6 batters he faced on 18 pitches and finishing off SD's 7-0 shutout victory.
- Placed on the COVID-IL on June 11 and was reinstated on June 16...made 2 appearances before being placed on the 15-day IL with left shoulder inflammation from June 23-July 13...made 2 scoreless rehab outings for El Paso (AAA) on July 7 and July 10.
- Posted a career-long 13.2 scoreless inning streak across his 10 appearances from August 2-29, going 2-0 with 2 holds, a 12-3 SO/BB ratio and a .204 opp. AVG...it was the 3rd-longest scoreless inning streak out of the SD pen, behind only Tim Hill (18.0 IP) and Nick Martinez (15.0 IP).
- Made 26 relief appearances on the season and his 5 wins tied Nabil Crismatt and Robert Suarez for most in SD's pen.
- With runners in scoring position this season, he limited opposing batters to a .208 average (5-for-24)...with RISP/2

ADRIAN MOREJON



out, opponents were 1-for-11 (.091).

- He inherited 10 runners on the season, and 0 of them scored...was 1 of only 3 relievers in '22 to have inherited 10+ runners and have a 0.0 IRS% (also: MIL's Matt Bush and MIN's Joe Smith).
- Ranked in the 92nd percentile in fastball velocity (96.9 mph) and 96th in fastball spin rate (2,498 rpm).
- Per Statcast, relied on his 4-Seamer 69.1% of the time, his slider (13.7%), curveball (13%) and changeup (4.3%).

POSTSEASON: Made his 4th career Postseason app. in Game 2 of the Wild Card Series vs. NYM on Oct. 8 in the 7th inning and did not record an out in SD's 7-3 defeat...he tied his career high (reg + post) with 4 ER allowed (5) along with 2 walks and 2 hits on 29 pitches (16 strikes).

- Did not pitch in the NLDS vs. LAD but tossed a scoreless 8th inning in Game 4 on the NLCS vs. PHI on Oct. 22 in SD's 10-6 defeat, retiring 3 of the 4 batters he faced on 12 pitches.

2021

- Made his first-career Opening Day roster as SD's No. 5 starter and made 2 starts before undergoing season-ending Tommy John surgery on April 20.
- Made the start on April 5 vs. SF, tossing 4.0 innings of 2-run ball on 2 solo HR (Darin Ruf and Evan Longoria) in SD's 3-2 defeat.
- Exited his start on April 11 @ TEX after just 16 pitches and 0.2 IP...placed on the 10-day IL the following day with a left forearm strain...transferred to the 60-day IL on April 23.

2020

- Began the season at SD's Alternate Training Site before being recalled on Aug. 18 and remaining with the ML squad for the rest of '20.
- Made 4 starts (4.82 ERA, .216 AVG) and 5 relief outings (.450 ERA, .316 AVG).
- Posted a career-high 6.0 scoreless IP across 3 outings from Aug. 31-Sept. 10, allowing 7 hits, 0 BB and 7 SO.

ADRIAN MOREJON

- The Padres were 5-0 in games in his 1st 5 appearances of the regular season before going 1-3 in the final 4 games in which he appeared.

POSTSEASON: Made 2 scoreless relief outings vs. STL in Games 2 and 3 of the Wild Card series...retired 6 of the 7 batters he faced across 1.2 IP in Game 3's 4-0 bullpen shutout to advance to the NLDS...started Game 3 in the NLDS vs. LAD and was tagged with the loss in SD's 12-3 defeat, allowing 3 runs on 2 hits and 2 walks while striking out 2.

2019

- Began the campaign in Amarillo (AA) where he went 0-4 with a 4.25 ERA (17 ER, 36.0 IP) in a career-high 16 starts with a .215 opponent AVG, 44 SO and 15 BB.
- Selected to the 2019 Futures Game in Cleveland along with former Padres farmhands LHP Mackenzie Gore and RHP Luis Patiño...tossed a scoreless inning of relief, allowing 2 hits, and the trio combined for 3.2 scoreless innings of 2-hit ball.
- The 20-year-old left-hander had his contract selected on July 21 and made his ML debut in a start against CHC at Wrigley Field that same day...allowed just 1 run (earned) on 3 hits in 2.1 IP with 1 SO...did not factor in the decision in what would eventually be a Padres' 5-1 win.
- Became the 3rd player from the 2016 International Signing Class to make his ML debut, behind only RHP Elvis Luciano and INF/OF Lourdes Gurriel Jr. of the Toronto Blue Jays...at 20 years, 144 days old, he became the 2nd-youngest Padre to make his pitching debut, behind only Jay Franklin at 18 years, 172 days old on September 4, 1971.
- At the time of his debut, Morejon was the 3rd-best pitching prospect in the Padres system (No. 4 overall) by MLB.com and No. 48 among all ML prospects...listed as an Honorable Mention in Keith Law's midseason Top 50 prospects update during the All-Star break and entered 2019 rated as the No. 46 overall prospect by ESPN.com, No. 49 by MLB.com and No. 52 overall by *Baseball America*.

- Made his 1st ML relief appearance on July 25 at NYM, tossing 1.0 scoreless inning with 1 hit allowed and 1 SO... went on to make 2 more relief appearances in 2019.
- Made his 2nd-career start and his Petco Park debut on July 28 vs. SF (1.2 IP), 2 ER, 2 H, 3 BB) but did not factor into SD's 7-6 loss...4 of his 5 ML appearances were on the road (6.1 IP).
- Posted a 6.75 ERA with a .294 opponent AVG in 4.0 IP as a starter and a 13.50 ERA with a .455 opponent AVG in 4.0 IP as a reliever.
- Placed on the 10-Day IL on August 8 with a left shoulder impingement...was transferred to the 60-Day IL on Sept. 16 and missed the remainder of the season.

2018

- Spent the majority of the season with Lake Elsinore (A), going 4-4 in 13 appearances (all starts) with the Storm and posting a 3.30 ERA (23 ER, 62.2 IP).
- Made 2 stints on the 7-day DL, making 1 rehab start with AZL Padres 1 (R), working 2.2 IP and fanning 4.
- His 74 SO, 3.44 ERA and 65.1 IP between AZL 1 and LE set career highs in a single season.

2017

- Split his 1st professional campaign between Tri-City (A) and Fort Wayne (A), making 13 appearances (all starts) while posting a 3.86 ERA (27 ER, 63.0 IP).
- Began the season with TC, logging 35 SO against 3 BB in 35.1 innings of work for the Dust Devils.
- Made his 1st postseason appearance with FW, starting 2 games with a 8.22 ERA (7 ER, 7.2 IP) with 5 BB and 7 SO.

ADRIAN MOREJON



ADRIAN MOREJON CAREER PITCHING

Season	Team	League	W	L	ERA	G	GS	CG	SV	SVO	IP	H	R	ER	HR	HB	BB	SO	WHIP	AVG	AB	WP	GDP	TBF	NP/S
2017	TRI	A(Short)	2	2	3.57	7	7	0	0	0	35.1	37	14	14	2	2	3	35	1.13	.266	139	5	2	146	519/352
2017	FW	A	1	2	4.23	6	6	0	0	0	27.2	28	14	13	2	1	13	23	1.48	.264	106	4	3	120	490/303
2017	2 Teams	Minors	3	4	3.86	13	13	0	0	0	63.0	65	28	27	4	3	16	58	1.29	.265	245	9	5	266	1009/655
2018	A-PA1	ROK	0	1	6.75	1	1	0	0	0	2.2	5	2	2	0	0	0	4	1.88	.385	13	0	0	13	22/21
2018	LE	A(Adv)	4	4	3.30	13	13	0	0	0	62.2	54	27	23	6	4	24	70	1.24	.233	232	1	5	263	1005/631
2018	2 Teams	Minors	4	5	3.44	14	14	0	0	0	65.1	59	29	25	6	4	24	74	1.27	.241	245	1	5	276	1027/652
2019	AMA	AA	0	4	4.25	16	16	0	0	0	36.0	29	20	17	3	3	15	44	1.22	.215	135	2	0	154	596/377
2019	SD	MLB	0	0	10.13	5	2	0	0	0	8.0	15	9	9	1	0	3	9	2.25	.385	39	0	0	42	154/102
2020	SD	MLB	2	2	4.66	9	4	0	0	0	19.1	20	11	10	7	0	4	25	1.24	.267	75	0	3	79	322/212
2021	SD	MLB	0	0	3.86	2	2	0	0	0	4.2	5	2	2	2	0	2	3	1.50	.278	18	0	1	20	80/51
2022	LE	A	0	1	10.80	2	2	0	0	0	3.1	7	5	4	1	0	0	7	2.10	.412	17	1	0	18	73/49
2022	SA	AA	0	0	0.00	5	0	0	0	0	7.0	1	0	0	0	0	2	8	0.43	.050	20	0	2	22	87/59
2022	ELP	AAA	0	0	0.00	2	0	0	0	0	3.0	1	0	0	0	0	5	0.33	.100	10	0	0	0	10	37/26
2022	SD	MLB	5	1	4.24	26	0	0	0	0	34.0	31	18	16	4	1	9	28	1.18	.238	130	0	4	141	540/358
2022	3 Teams	Minors	0	1	2.70	9	2	0	0	0	13.1	9	5	4	1	0	2	20	0.83	.191	47	1	2	50	197/134
2023	A-PAD	ROK	0	0	0.00	1	1	0	0	0	1.0	0	0	0	0	0	0	2	0.00	.000	3	0	0	3	7/7
2023	LE	A	1	0	7.71	4	2	0	0	0	4.2	5	4	4	1	0	2	9	1.50	.263	19	1	0	21	97/59
2023	ELP	AAA	2	1	6.08	19	2	0	0	1	23.2	29	18	16	3	2	12	26	1.73	.293	99	3	1	113	467/283
2023	SD	MLB	0	0	7.00	8	1	0	0	0	9.0	14	7	7	1	0	5	8	2.11	.368	38	1	2	44	161/98
2023	3 Teams	Minors	3	1	6.14	24	5	0	0	1	29.1	34	22	20	4	2	14	37	1.64	.281	121	4	1	137	571/349
Career	SD	MLB	7	3	5.28	50	9	0	0	0	75.0	85	47	44	15	1	23	73	1.44	.283	300	1	10	326	1257/821
Career	8 Teams	Minors	10	15	4.04	76	50	0	0	1	207.0	196	104	93	18	12	71	233	1.29	.247	793	17	13	883	3400/2167

WILD CARD

Season	Team	League	W	L	ERA	G	GS	CG	SV	SVO	IP	H	R	ER	HR	HB	BB	SO	WHIP	AVG	AB	WP	GDP	TBF	NP/S
2020	SD	MLB	0	0	0.00	2	0	0	0	0	3.0	1	0	0	0	0	0	2	0.33	.083	12	0	0	12	48/31
2022	SD	MLB	0	0	--	1	0	0	0	0	0.0	2	4	4	0	0	2	0	--	1.000	2	1	0	4	29/16
Career	SD	MLB	0	0	12.00	3	0	0	0	0	3.0	3	4	4	0	0	2	2	1.67	.214	14	1	0	16	77/47

DIVISION SERIES

Season	Team	League	W	L	ERA	G	GS	CG	SHO	SV	IP	H	R	ER	HR	HB	BB	SO	WHIP	AVG	AB	WP	GDP	TBF	NP-S
2020	SD	MLB	0	1	13.50	1	1	0	0	0	2.0	2	3	3	0	1	2	2	2.00	.250	8	1	0	11	50/29

LEAGUE CHAMPIONSHIP SERIES

Season	Team	League	W	L	ERA	G	GS	CG	SV	SVO	IP	H	R	ER	HR	HB	BB	SO	WHIP	AVG	AB	WP	GDP	TBF	NP/S
2022	SD	MLB	0	0	0.00	1	0	0	0	0	1.0	1	0	0	0	0	0	1	1.00	.250	4	0	0	4	12/8

POSTSEASON (COMBINED)

Season	Team	League	W	L	ERA	G	GS	CG	SV	SVO	IP	H	R	ER	HR	HB	BB	SO	WHIP	AVG	AB	WP	GDP	TBF	NP/S
2020	SD	MLB	0	1	5.40	3	1	0	0	0	5.0	3	3	3	0	1	2	4	1.00	.150	20	1	0	23	98/60
2022	SD	MLB	0	0	36.00	2	0	0	0	0	1.0	3	4	4	0	0	2	1	5.00	.500	6	1	0	8	41/24
Career	SD	MLB	0	1	10.50	5	1	0	0	0	6.0	6	7	7	0	1	4	5	1.67	.231	26	2	0	31	139/84

CAREER TRANSACTIONS

OPTIONS USED: 2/3

2016 Signed by SD as an international free agent, July 7



JOE MUSGROVE

Height: 6-5 Bats: R
Weight: 241 Throws: R

44

RHP

@itsFatherJoe44
mu59rove

Full Name	Joseph Anthony Musgrove
Date of Birth	December 4, 1992 in El Cajon, California
Current Residence	El Cajon, California
2024 Opening Day Age	31
MLB Service Time	7063
MLB Debut	August 2, 2016 vs. TOR (with HOU)
How Obtained	Acquired by SD from PIT in a 7-player, 3-team trade on January 19, 2021
Contract Status	Signed through 2027

QUICK HITS

HERE TO STAY Nearly two weeks after appearing in his first All-Star Game at Dodger Stadium on July 19, 2022, the San Diego native signed a 5-year extension with the Padres through the 2027 season on August 1, 2022.

LEAGUE OF HIS OWN IN 2022, he became the first pitcher in MLB history to post an 8-0 record (or better) with an ERA of 1.60-or-lower and 80+ strikeouts over his first 12 appearances of a season.

WE CAN'T H(EAR) YOU Made his first career Postseason start in the decisive Game 3 of the Wild Card series vs. the Mets, and became the 1st pitcher in MLB Postseason history to toss 7.0 scoreless innings with 1 or 0 hits allowed in an elimination game.

WHEN IT MATTERS MOST Tossed 100+ pitches in 2 of his 3 Postseason outings in '22, joining Kevin Brown (5 times in '98) as the only 2 hurlers in Padres franchise history to have multiple 100+ pitch outings in a single Postseason run.

RING ME Made 7 relief appearances for the Astros during the 2017 World Series championship run. Earned the win in Game 5 of the World Series vs. LAD, tossing a scoreless 10th inning in HOU's 13-12 victory.

NO NO JOE Threw the first no-hitter in Padres history in the franchise's 8,206th game on April 9, 2021 @ TEX.

HOME SWEET HOME He is 1 of 9 pitchers who have made at least 40 career starts in Petco history (including Postseason), and Joe ranks 1st in ERA (2.68) and winning percentage (.654), T-2nd in WHIP (1.09), 5th in SO/9 IP (9.87) and 6th in opponents' AVG (.222) in downtown SD history.

BREAKING BAD Since the start of '22, he has the 5th-highest spin rate on breaking balls (2,767 rpm) among all NL pitchers (min. 1,500 pitches), trailing only Charlie Morton (3,079 rpm), Seth Lugo (3,054 rpm), Corbin Burnes (2,796 rpm) and Yu Darvish (2,767).

FULL CIRCLE Earned the start and tossed a perfect 1st inning for the USA Team in the 2016 All-Star Futures Game at Petco Park. Made his 1st ML start on the Petco Park mound on June 29, 2018 vs. SD, tossing 7.0 scoreless innings in front of nearly 100 family members and friends.

ACCOLADES

National League All-Star (2022, SD)


NL Player of the Week (April 11, 2021 - SD)

World Series Champion (2017, HOU)

2023 SEASON

- Reached double digit wins for the third consecutive season with SD, going 10-3 with a 3.05 ERA (33 ER, 97.1 IP) across 17 starts.
- Began the season on the 15-Day IL after dropping a 35-pound kettle bell and fracturing left big toe on Feb 27 in the Peoria Sports Complex weightroom during Spring Training...it was his 1st non-COVID trip to the IL since the 2020 season and his 1st as a Padre.
- Made 2 rehab outings for SD's minor league affiliates... on April 6 @ Sacramento for Triple-A El Paso, he allowed 2 ER across 4.1 IP, striking out 6 while hitting 3 batters...he suffered a setback in the outing, attempting to barehand a comebacker, then threw off-balance to 1st base and landed awkwardly...an MRI on his shoulder came back clean, but he received a cortisone injection and was shut down for a couple of days...on April 10 for Single-A Lake Elsinore @ Inland Empire on April 16, he allowed 4 ER across 5.0 IP with 8 SO.
- Reinstated from the 15-day IL and made his season debut on April 22 @ ARI, tossing 5.0 innings of 3-run ball in SD's 5-3 victory...he struck out 6 and walked none, and on the season, he walked 1-or-fewer in 13 of his 17 starts...his 5.3 BB% was the 2nd-best mark of his career (4.7% in '18 w/ PIT) and ranked in the 90th percentile among all ML hurlers.
- Allowed season highs in ER (7) and HR (3) in his 2nd start of the season on April 29 at Estadio Alfredo Harp Helú's 7,349 feet of elevation in Mexico City, but did not factor into SD's 16-11 victory vs. SF...it was 1 of just 2 games he allowed multiple HR (also: July 23 @ DET)...his 0.92 HR/9 IP rate was a career-best mark, ahead of his 0.94 HR/9 IP clip in 2018 w/ PIT.
- Tagged with the loss in 2 of his next 3 outings (vs. LAD, @ LAD & vs. BOS) from May 2-20, receiving just a combined 5 runs of support while posting a 4.60 ERA (8 ER, 15.2 IP), 1.53 WHIP and .250 AVG against.
- Across his next 10 starts from May 26-July 18, he went 8-0 with a 1.76 ERA (12 ER, 61.1 IP), 0.96 WHIP and .228 opponents' AVG.

JOE MUSGROVE



- He was quality in 11 of his final 12 starts of the season from May 26-July 28...during the stretch, he ranked 1st among all qualifying hurlers in wins (9), win percentage (.900) and run support average (8.35), 2nd in ERA (1.84), 4th in HR/9 IP (0.49), 6th in SO/BB ratio (6.00) and T-7th in WHIP (1.00).
- On July 9 vs. NYM, he posted his 23rd career outing with 0 HR and 0 BB allowed across at least 5.0 IP...since his 2016 debut season, the 23 such outings are 5th-most in the Majors, behind Clayton Kershaw (36), Zack Greinke (33), Kyle Hendricks (29) and Gerrit Cole (25)...when he posts such an outing, he has a record of 14-2 (.875 winning %) and his teams have gone 17-6...12 of the 23 outings have come as a member of the Padres since '21.
- Posted his 10th quality outing of the campaign on July 23 @ DET (6.0 IP, 7 H, 3 ER) but snapped a streak of 10 consecutive starts in between losses, his first losing decision since May 20 vs. BOS.
- In his final start on July 28, he faced off against TEX for the first time since hurling SD's first and only no-hitter in franchise history in the club's 8,206th game...he twirled his 9th consecutive quality outing, tied with Blake Snell for the longest quality outing streak in the Majors in '23...it was also the 2nd-longest quality outing of his career behind only his 12 consecutive quality outings to begin the 2022 season.
- More than half of his starts (9) in '23 came against AL opponents, going 6-2 with a 2.70 ERA (16 ER, 53.1 IP), 1.07 WHIP and .240 AVG against...among the 42 hurlers who have made at least 15 Interleague starts since the start of '21 (Joe's first season w/ SD), he ranks 3rd in ERA (2.13), 4th in WHIP (0.92), T-4th in wins (9), T-6th in AVG against (.204) and 7th in H/9 IP (6.66).
- Placed on the 15-day IL (right shoulder capsule inflammation) on Aug. 4 before being transferred to the 60-day IL on Sept. 30, ending his season.
- Had nearly identical ERAs in his 10 home starts (3.04) vs. his 7 road starts (3.07).
- He is 1 of 9 pitchers who have made at least 40 career starts in Petco history (including Postseason), and Joe ranks 1st in

JOE MUSGROVE



ERA (2.68) and winning percentage (.654), T-2nd in WHIP (1.09), 5th in SO/9 IP (9.87) and 6th in opponents' AVG (.222) in downtown SD history.

- Continued his career reverse-splits trend, limiting LHH to a .216 clip (42-194) while RHH batted .281 (48-171)...his .588 OPS vs. LHH was 8th-lowest among all ML right-handers (min. 200 batters faced).
- Per Statcast, relied on 6 pitches: 4-seam fastball (24.5%), curveball (23.9%), cutter (20.4%), slider (14.5%), changeup (11.4%) and sinker (5.4%).
- Ranked in the 84th percentile and above in chase % (99th, 35.5%), BB % (5.3%), xERA (3.16), barrel % (5.1%) and hard-hit % (33.5%).
- His 35.5 chase rate in '23 was a career high, led all NL hurlers and trailed only TOR's Trevor Richards (37.5%) - min. 300 PA.
- Since the start of '22, he has the 5th-highest spin rate on breaking balls (2,767 rpm) among all NL pitchers (min. 1,500 pitches), trailing only Charlie Morton (3,079 rpm), Seth Lugo (3,054 rpm), Corbin Burnes (2,796 rpm) and Yu Darvish (2,767).

2022

- In his second full season with the Padres, the San Diego native joined rotation-mate Yu Darvish as the 2 hurlers to make 30 starts in '22...it's the 3rd time in his career he's reached the 30 start plateau (also: 2019 w/ PIT and '21 with SD)...he finished with 181.0 IP, 0.1 inning shy of his career-high 181.1 in '21...the 10 winning decisions were also 1 shy of his career-high 11 in '21 and in '19 w/ PIT.
- He became the first pitcher in ML history to post an 8-0 record (or better) with an ERA of 1.60-or-lower and 80+ strikeouts over his first 12 appearances of a season.
- Over his final 18 starts, he went 2-7 with a 3.97 ERA and 103 strikeouts.
- Musgrove's run support average (runs scored while he's in the game) was a full 3.0 runs higher in his first 12 starts (5.92) from April 9-June 16 compared to his final 18 starts (2.91) from June 23-October 3.
- Musgrove was the only starter in the Majors in '22 to have their team win their first 8 starts of the season...NYY was 7-0 through Luis Severino's first 7 starts...Musgrove now owns the 2nd-longest such streak in SD history, passing Tim Lollar (7 in 1982) and Dennis Rasmussen (7 in '88)...the

JOE MUSGROVE



Padres' 12 straight wins to begin the 1985 season in Andy Hawkins' starts is the franchise record.

- After his 7.0 innings of 2-run ball on June 16 @ Wrigley Field, he became just the 7th ML pitcher (and it was the 9th instance) since '94 a pitcher began a season with 12+ quality starts...his 12 consecutive QS were 2nd-most in franchise history at any point during a season, trailing Tyson Ross' 14 in a row in 2014 from June-Sept.
- Following his June 30 start @ LAD, he became just the 3rd pitcher since 1918 to start a season with 8 consecutive road starts of 6.0+ IP & 3 ER-or-fewer, joining Shane Bieber (2020) and Justin Verlander (2018)...the last hurler to have more than 8+ such road starts to begin a season was Max Scherzer's 14 in 2013.
- Became the only SD hurler to ever have 2 ER-or-fewer across 6.0+ IP in 12 straight starts at any point during a season, and his 12 straight such outings were most in the NL in '22, trailing only TB's Shane McClellan's 13 straight such starts from May 11-July 26.
- He posted a career-high 21 quality starts, which ranked T-8th in the Majors and T-4th in the NL with MIL's Corbin Burnes and ATL's Max Fried...the Padres led the NL with 84 quality starts, 10 behind HOU's 94 for most in the Majors...

it was 9 more quality outings than the next-closest NL team (PHI's 75).

- He tossed at least 6.0 innings in 22 of his 30 starts, tied with STL's Miles Mikolas for the 8th-most 6.0+ inning starts in the Majors in '22.
- Faced more lefties (403) than righties (337) and posted reverse splits, limiting LHH to a .203/.275/.346 slash line while righties slashed .254/.295/.425.
- He averaged 94.5 pitches per game, 10th-most in the NL among all qualifying pitchers...with Yu Darvish's 99.0 pitches per game ranking 3rd-most, SD joined STL (Wainwright and Mikolas) as the only 2 NL staffs with 2 hurlers inside the top 10 in pitches per game.
- Among all pitchers who have thrown at least 350.0 regular season innings in SD history, his 1.09 WHIP at the end of 2022 ranked 3rd (362.1 IP), behind only rotation-mate Yu Darvish (1.02 WHIP in 361.0 IP) and Trevor Hoffman (1.04 in 952.1 IP)...his 3.06 ERA ranked 8th in SD history (min. 350 IP).
- His 2.84 ERA (63 ER, 200.0 IP) was the 3rd-lowest ERA in Petco Park history among all hurlers who made at least 30 starts in downtown San Diego from 2004-22, trailing

JOE MUSGROVE

only Jake Peavy's 2.75 ERA (184 ER, 602.0 IP) and Andrew Cashner's 2.76 ERA (96 ER, 313.0 IP)...since joining the Padres in 2021, he posted a 3.23 ERA (63, 175.2 IP) in his 29 road starts (30 app).

- He also finished 2022 ranked T-6th in Petco Park history in opponents' AVG (.224 - min. 30 starts)...in his 30 road appearances (29 starts) from 2021-22, he had a .216 opponents' AVG.
- On June 3 at MIL, No No Joe came within 4 outs of throwing the 2nd no-hitter in franchise history — just 206 games (and 39 starts by him) — after he threw the first no-no in the franchise's 8,206th game.
- He earned his 1st-career All-Star selection and pitched a scoreless inning for the NL in the Midsummer Classic on July 19 at Dodger Stadium...he struck out Andres Gimenez and Aaron Judge, while walking Shohei Ohtani & getting Alejandro Kirk out on a ball hit softly to second...following the outing, Musgrove said: "It was a blast, man...I got the shakes a little bit coming out of the bullpen. It's been a while since I've had that. ... But I just went out there and tried to throw as hard as I could."
- On Aug. 1, inked a five-year extension through the 2027 season...during the press conference, Musgrove said: "There's so much uncertainty in where you might end up in your career....It's kind of the last thing you expect to get to come back and play in your hometown and especially at a time when there's an opportunity to compete for a championship."
- On Aug 26 @ KC, he posted his shortest outing of the campaign (3.2 IP) and his 2nd-shortest outing as a Padre, trailing only his 3.0 IP on April 25, 2021 @ LAD.
- Got the win on Aug. 31 at SF, marking an 11-start span in between winning decisions from June 23-Aug 26...he struck out a season-high 11 batters, his 2nd-double digit strikeout game of the season (also: June 30 @ LAD), and it was the 9th double-digit punchout game of his career.
- He did not allow a HR on Aug 31 at SF, putting an end to his streak of allowing a HR in a career-high 7 straight appearances from July 24-August 31.
- Allowed a career-high-tying 3 HR in his next start on Sept. 6 at ARI...it was his 5th career start allowing 3 HR and his first since July 25, 2019 vs. STL (w/ PIT)...allowed a career-high-tying 22 HR on the season (also: 2021).
- Earned his 10th win of the season on Sept. 17 @ ARI, tossing 6.0-shutout innings of 4-hit ball with 8 strikeouts and no walks in SD's 2-0 victory...it was his 4th career outing tossing 6.0-shutout IP with no walks allowed and 8-or-more SO, with all 4 of those outings coming as a Padre since '21.
- His 6.0 scoreless innings in the Sept 17 start @ ARI contributed to the Friars' 31.2 scoreless innings by SD starters from Sept 16-22...it was the longest scoreless streak by a starting staff in the Majors in '22, and it was 1.2 IP shy of the club record (33.1 IP from July 28-Aug 1, 1984).
- The Padres allowed just 1 run in 4 games from Sept 17-21, the 1st club to allow no more than 1 run over a 4-game span

while striking out 40+ batters in MLB history.

- His 86.4 mph average exit velocity ranked in the 90th percentile and led all SD hurlers...his 32.5 hard hit percentage also led all SD hurlers and ranked in the 88th percentile...his fastball had a 2,559 rpm spin rate and ranked in the 98th percentile.
- Per Statcast, Musgrove relied on 6 pitches: Slider (24.4%), 4-Seam Fastball (24%), Cutter (19.4%), Curveball (19.1%), Sinker (6.8%) and Changeup (6.3%)...ranked in the 98th percentile in fastball spin rate (2,559 rpm), which ranked 5th overall among all Major League 4-seamers.
- In his first 2 seasons as a Padre from 2021-22, he threw breaking balls 47.6% of the time, the highest breaking ball percentage in the NL and 2nd-highest in the Majors (min. 5,000 total pitches), behind only CWS' Dylan Cease (51.5%).


POSTSEASON: Entered the 2022 Postseason having made 7 relief appearances, which all came with HOU during the Astros' 2017 World Series run...made the first starts (3) of his Postseason career in SD's run to the NLCS, going a combined 1-1 with a 2.89 ERA (6 ER, 18.2 IP).

- Made his first career Postseason start in the decisive Game 3 of the Wild Card series vs. the Mets, and became the 1st pitcher in MLB Postseason history to toss 7.0 scoreless innings with 1 or 0 hits allowed in an elimination game...he allowed just 2 baserunners (1 hit and 1 walk) in SD's 6-0 win.
- He also became 1 of 5 pitchers in SD history— and it's now happened 8 times overall – to throw 7.0 innings-or-more in a Postseason game, joining Yu Darvish (Oct. 7, 2022 at NYM and Oct. 18 vs. PHI), Andy Ashby (Oct. 7, 1998 vs. ATL), Kevin Brown (3x, including a CG shutout on Oct. 8, 1998 vs. ATL) and Ed Whitson (Oct. 4, 1984 vs. CHC.).
- Helped send the Padres to their first NLCS since 1998 and the franchise's first-ever NLCS action at Petco Park with 6.0 innings of 6-hit, 2-run ball in SD's 5-3, Game 4 victory over LAD on Oct. 15.
- Tagged with his first career Postseason loss in Game 3 of the NLCS at PHI, allowing 4 runs on 8 hits and 2 walks in SD's 4-2 defeat.
- He tossed 101 pitches in Game 4 of the NLDS vs. LAD and 100 on Game 3 of the NLCS at PHI, owning 2 of the 9 100+ pitch outings in Padres' Postseason history...Kevin Brown threw 100+ pitches 5 times in '98...Chris Young did so once in 2006, and Darvish threw 101 pitches in G1 of the Wild Card Series on Oct. 7 @ NYM.

2021

- Led the Padres staff and set career highs in a variety of categories, including innings pitched (181.1), strikeouts (203) and ERA (3.18)...also tied his career high and led the SD staff in both wins (11) and games started (31).
- Among all SD hurlers with at least 150.0 IP in a season, his 10.08 SO/9 IP ratio was the 2nd-highest clip in franchise history, trailing only Yu Darvish's 10.77 SO/9 in '21...prior to '21, the two highest SO/9 clips were Andy Benes (9.87 in

JOE MUSGROVE



1994) and Tyson Ross (9.73 in 2015).

- His 1.08 WHIP T-7th lowest in a full season in SD history, and was the lowest since Jake Peavy's 1.06 WHIP in '07.
- On April 9 @ TEX, he tossed the 1st no-hitter in Padres history in the club's 8,206th game...a native from El Cajon, he became the 6th pitcher since 1900 to toss a no-hitter for a team from the state where he was born, joining Jered Weaver (LAA), Kevin Gross (LAD), Nolan Ryan (TEX), Terry Mulholland (PHI), and Dave Stewart (OAK).
- With 2 outs in the 4th inning, he hit batter Joey Gallo, and otherwise, he did not allow a walk, and the Padres defense did not commit an error...in the Modern Era (since 1900), Musgrove is the 5th pitcher in MLB history to miss out on a perfect game because of a hit batsman.
- The Padres had thrown 30 one-hitters prior to the historic night, and the longest no-hit bid in Padres history had been 8.2 innings (Steve Arlin on July 18, 1972).
- It was just his 2nd start with SD, making him the 8th pitcher in the Modern Era with a no-hitter in one of his 1st 2 starts

with a team, and he's the 1st pitcher to do it since Clay Buchholz on Sept. 1, 2007, in his second start for BOS.

- He threw 62 breaking balls, the most in a no hitter since Edwin Jackson's in 2010 vs. TB for ARI...Jackson threw 149 pitches while walking 8...Musgrove threw a career-high 112 pitches and walked 0.
- His next start came at PNC Park against his former team, the Pittsburgh Pirates, and the only damage came on a 2nd inning Gregory Polanco HR...it snapped a ML-leading 32.0 scoreless-inning streak dating back to the 3rd inning of his 3rd to last start as a Pirate in '20.
- He made 2 starts and went 2-0 during the Padres' 9-0 perfect homestand from April 14-23, tossing a combined 12.0 innings of 1-run ball, striking out 16 and walking 4...his 2 H/11 SO/0 BB outing on May 19 vs. COL followed Darvish's 4 H/10 SO/0 BB performance on May 17 vs. COL 2 days later, marking the 1st series in SD history in which 2 starters threw 7.0 innings while allowing 4 hits-or-fewer with 0 BB and 10+ SO.
- On May 30 @ HOU, he made his 1st relief app. since March

JOE MUSGROVE

31, 2019 @ CIN, snapping a streak of 49 consecutive starts... he was 1 of 2 pitchers in the majors in '21 (also: CWS' Reynaldo Lopez) and the 1st pitcher in SD history to make a relief app. of at least 5.0 IP without allowing a hit or a BB... he did plunk a batter, just like he did in his no hitter.

- He tossed 4 consecutive quality starts for the 4th time in his career from July 23-August 9...had tossed a career-high 5 straight QS twice (once in 2018 and once in '19)...his 15 quality starts were the most by a Padre starter since '17 when Jhoulys Chacin and Luis Perdomo each had 16.
- Tossed his second 9-inning complete game shutout of the season on August 27 @ LAA, becoming the first SD hurler with 2 complete game shutouts in a season since Andrew Cashner in '14...he was also 1 of just 4 pitchers in the majors in '21 to throw two 9-inning complete game shutouts, joining Anthony DeSclafani, Zack Wheeler and Max Fried (who threw his 2nd Sept. 24 vs. SD).
- Limited RHH to a .194 AVG (63-325), the lowest opponents' AVG vs. righties in the NL and the 3rd-lowest in the majors (min. 350 batters faced), behind only Carlos Rodon (.175) and Jose Berrios (.193)
- His 3.97 overall run support AVG was 7th-lowest among all qualifying ML pitchers and 6th-lowest in the NL...in his 31 starts, he received 0 runs of support 6 times, 1-or-fewer 13 times, 2-or-fewer 17 times, and 3-or-fewer 23 times.
- Had a 3.44 ERA on the road in his 16 app. (15 starts) and a 2.92 ERA in 16 starts @ Petco.
- His 4-Seamer had a 2,597 rpm spin rate, ranking in the top 1% of the league.
- He threw the most breaking balls (1,514) in MLB and his 51.5 % breaking ball usage was 3rd-highest in MLB, behind Clayton Kershaw (62.7%) and Shane Bieber (57.1%).
- Named SD's representative for the Roberto Clemente award, the annual recognition of a ML player who best represents the game of baseball through extraordinary character, community involvement, philanthropy and positive contributions, both on and off the field.

2020

- The Pirates Opening Day starter made 8 appearances all starts) and went 1-5 with a 3.86 ERA (17 ER, 39.2 IP) with 55 strikeouts to just 16 BB.
- Led the staff in strikeouts and posted career highs in SO/9 IP ratio (12.48) SO/9 IP and opponent AVG (.226).
- Among all ML pitchers (min. 8 starts) his 68.3 first-pitch strike % ranked 2nd behind Clayton Kershaw (69.7%).
- Placed on the 10-day IL on Aug. 11 (retro: Aug. 9) with right triceps inflammation...threw 2.0 IP of "live BP" in Altoona (AA) on Aug. 27 before being reinstated on Sept. 2.
- Though he claimed his sole win of 2020 in his last start of the season on Sept. 26 at CLE, he received just 12 runs of support in the campaign, the fewest of any NL pitcher who made 8-or-more starts.

- Received just 4 runs of offensive support while he was on the mound in his first 8 starts before the Pirates scored him 8 in his final outing.

2019

- Set then-career highs and led the PIT staff in IP (170.1), starts (31) and strikeouts (157).
- Due to a rainout, made his season debut in relief on March 31 @ CIN and retired all 6 batters in 2.0 scoreless IP — his first big league relief outing since Sept. 28, 2017 with HOU.
- Made his 1st start of the season on Apr. 5 vs. CIN and tossed 7.0 scoreless innings for the win...did not allow an earned run in his first 18.1 innings of work.
- Gave up 15 runs (13 earned) in back-to-back starts on May 3 and May 9, raising season ERA from 1.54 to 4.20.
- Threw 75 pitches and gave up 1 hit in 7.0 scoreless innings while winning his second game on May 14 at ARI...won his 2nd straight start on May 19 in his hometown of San Diego (6.1 IP, 4 R, 3 ER).
- Gave up 3 HR in his start on May 30 vs. MIL...had surrendered just 2 HR in 59.0 IP prior to the start.
- Was ejected by home plate umpire Brian Gorman for "being the aggressor" after clipping Josh Donaldson on the 18th pitch of the game in the 1st on June 10 at ATL.
- Made his next start in Game 4 of the series in Atlanta on June 13, marking the 1st time since Joe Gibbon in 1963 in which a Pittsburgh pitcher made 2 starts in a series (Aug. 9 in the 1st game of a doubleheader vs. HOU and then again on August 11 in the 4th game of that 5-game series).
- Pitched in Houston for the 1st time since winning Game 5 of the 2017 World Series and tossed 6.0 scoreless IP for the win on June 27.
- Made his final start — and the 100th app of his MLB career — on Sept. 26 vs. CHC and picked up the win (2 ER, 6.0 IP).

2018

- Acquired by PIT in January from HOU in the 5-player trade that sent Gerrit Cole to the Astros...saw limited action in Spring Training due to right shoulder discomfort and began the season on the IL...made 3 rehab appearances between Altoona (AA) and Indianapolis (AAA) before being reinstated on May 25.
- Made his season debut that night vs. STL and tossed 7.0 scoreless innings for the win (67 pitches)...also singled off John Gant for his first ML hit.
- Started in front of close to 100 family members and friends for his 1st career start in his hometown of San Diego at Petco Park on June 29, tossing 7.0 scoreless innings for the victory...also went 1-for-2 with a sac bunt at the plate.
- Went on the 10-day IL on July 3 (retro: June 30) with a right index finger infection...was reinstated on July 10.

JOE MUSGROVE



- Threw 21 straight strikes to begin the game on Aug. 30 at STL, the most by any ML pitcher since 1988 when pitches were first tracked.
- Was shut down for the season after making his final start on Sept. 17...diagnosed with a stress reaction on the front of his pelvic bone and an abdominal wall muscle strain...had surgery on Oct. 19 to repair the abdominal wall and to help the stress reaction heal (surgery performed by Dr. Craig Smith in Los Angeles, CA).

2017

- Made his first career Opening Day roster as the Astros' No. 4 starter in the rotation.
- Made his first 15 appearances as a starter and went 4-8 with a 6.12 ERA (55 ER, 78.0 IP) and .306 opp. AVG.
- Made his final 23 appearances in relief and went 3-0 with a 1.44 ERA (5 ER, 31.1 IP) and a .196 opp. AVG.
- His 1.44 ERA as a reliever ranked T-3rd among AL relievers with at least 30.0 IP.
- Was on the IL with right shoulder discomfort between May 27 and June 12...optioned to Fresno on June 23 and made lone Triple-A start on June 29 vs. Albuquerque...recalled on July 5 and made 2 starts before moving to the bullpen.

POSTSEASON: Made 7 total appearances during the Astros' World Series run...was the winning pitcher in Game 5 of the World Series vs. LAD; pitched a scoreless 10th in HOU's 13-12 win.

2016

- Began the season with Corpus Christi (Astros' AA) and was leading the Texas League in ERA prior to his promotion to Fresno (AAA) on May 13.
- Went a combined 7-4 with a 2.74 ERA (26 ER, 85.1 IP) 87 SO and just 10 walks in 16 minor league games (14 starts).
- Was the starting pitcher for the U.S. Team in the All-Star Futures Game and tossed a perfect first inning in front of his hometown crowd at Petco Park in San Diego.
- Recalled by HOU on Aug. 1 and made ML debut in relief on Aug. 2 vs. TOR...tossed 4.1 scoreless innings in his debut, allowing just 1 hit and 1 walk while striking out 8 in a 2-1 Houston loss...set a Major League record for strikeouts by a reliever in a ML debut...also set a franchise record for most scoreless relief innings in a ML debut, which was previously held by RHP Jose Cisnero (3.2 IP in 2013).
- Made his first big league start on Aug. 7 vs. Texas and gave up 1 run in 7.0 IP of a no-decision.
- Became the 3rd pitcher since 1913 to record at least 6 strikeouts and issue no more than 1 walk in each of his 1st 3 app. in the Majors; the only other two to do it were RHP Johnny Cueto (2008) and RHP Masahiro Tanaka (2014).
- His 21 strikeouts over his first 3 games in the Majors marked

the 3rd-most in club history.

- Received his first ML win Aug. 12 @ TOR (2 ER, 7.0 IP).
- Carried a no-hitter into the 6th inning on Sept. 20 at OAK, ultimately allowing 1 run in 5.1 IP in a 2-1 Astros' win.

2011-15

- Earned Houston's **2015** minor league Pitcher of the Year honors and named an MiLB.com Organization All-Star for the Astros...went 12-1 with a 1.88 ERA (21 ER, 100.2 IP) and 99 strikeouts against 8 walks in 19 games (14 starts) across three levels of the system...led all of minor league baseball in strikeout to walk ratio (12.38).
- Spent the entire **2014** season in the New York-Penn League with Tri-City, earning *Baseball America* Short Season All-Star and Tri-City MVP honors...T-2nd in the league in SO (67) and ranked 3rd in IP (77.0) and WHIP (0.96)...named Pitcher of the Week for Aug. 18-24 after putting together back-to-back scoreless outings (13.0 IP)...went 1-0 with a 0.69 ERA (1 ER, 13.0 IP)) and 15 SO in the postseason.
- Spent 1st full season in **2013** pitching in the Gulf Coast League...began **2012** season with the Bluefield Blue Jays (R) before being acquired by HOU as part of a 10-player deal on July 20...began his pro career in **2011**, splitting the campaign between the GCL Blue Jays and Bluefield (R).

PERSONAL

- His parents own and operate a coffee shop in the San Diego suburb of Alpine, Calif...the shop saw an unprecedented amount of business following Joe's historic no-hitter on April 9, 2021 at TEX.
- Following the no-hitter, he was handsomely rewarded with a lifetime supply of beer from Ballast Point Brewing, and he collaborated with Resident Brewing to create his own beer, the No-No Joe Double IPA.
- Had a mural painted of him at Grossmont High School in San Diego's East County, where he was a 2011 graduate...he pitched and played first base, going 7-5 with a 2.40 ERA (27 ER, 78.2 IP) and 100 strikeouts in 14 games as a senior...also hit .350 (36-for-103) with 9 HR and 32 RBI...was part of the offensive and defensive line on the football team.
- His first tattoo was an interlocking "S" and "D" set inside a baseball on his left arm with "est. 1992" underneath...his grandmother, Lucy Papitto, was not fond of the decision...Joe reminded her of that in a FaceTime call the day he officially became a member of the Padres and 10 years after he got that ink, he pulled up his sleeve for her and said with a smile, "I told you it would play out."
- His favorite player growing up was Padres pitcher Jake Peavy, and he wears No. 44 in his honor.

JOE MUSGROVE

JOE MUSGROVE CAREER PITCHING

Season	Team	League	W	L	ERA	G	GS	CG	SV	SVO	IP	H	R	ER	HR	HB	BB	SO	WHIP	AVG	AB	WP	GIDP	TBF	NP/S
2011	BLU	ROK	0	1	4.57	8	7	0	0	1	21.2	17	12	11	1	6	4	16	0.97	.227	75	2	1	87	140/113
2011	BLU	ROK	1	0	0.00	1	0	0	0	0	3.0	2	0	0	0	0	1	2	1.00	.222	9	0	1	10	17/13
2012	BLU	ROK	0	0	1.13	2	1	0	0	0	8.0	5	1	1	0	1	0	9	0.63	.179	28	0	1	29	47/46
2012	GRN	ROK	0	1	7.00	4	0	0	0	1	9.0	14	7	7	0	0	4	10	2.00	.359	39	1	0	43	76/61
2013	AST	ROK	1	3	4.41	11	3	0	0	1	32.2	43	22	16	1	2	4	30	1.44	.303	142	3	4	149	227/204
2014	TRI	A(Short)	7	1	2.81	15	13	0	0	0	77.0	64	25	24	4	2	10	67	0.96	.224	286	0	4	301	478/428
2015	QC	A(Full)	4	1	0.70	5	3	0	0	0	25.2	22	4	2	0	1	1	23	0.90	.232	95	0	2	100	223/176
2015	LAN	A(Adv)	4	0	2.40	6	4	0	0	0	30.0	28	9	8	2	2	1	43	0.97	.243	115	2	2	118	263/225
2015	CC	AA	4	0	2.20	8	7	0	1	1	45.0	35	13	11	7	0	6	33	0.91	.210	167	2	4	174	626/415
2016	CC	AA	2	1	0.34	6	4	0	0	0	26.1	19	2	1	1	0	3	30	0.84	.192	99	1	1	102	360/266
2016	FRE	AAA	5	3	3.81	10	10	0	0	0	59.0	60	26	25	8	1	7	57	1.14	.262	229	1	6	237	819/587
2016	HOU	MLB	4	4	4.06	11	10	0	0	0	62.0	59	28	28	9	3	16	55	1.21	.250	236	0	4	256	980/650
2017	FRE	AAA	1	0	0.00	1	1	0	0	0	7.0	1	0	0	0	0	2	7	0.43	.050	20	0	2	22	84/53
2017	HOU	MLB	7	8	4.77	38	15	0	2	4	109.1	117	59	58	18	4	28	98	1.33	.277	422	4	11	462	1760/1205
2018	BRD	A(Adv)	0	0	6.00	1	1	0	0	0	3.0	5	2	2	0	0	0	2	1.67	.385	13	0	1	13	36/29
2018	ALT	AA	0	1	2.25	1	1	0	0	0	4.0	2	1	1	1	0	0	4	0.50	.143	14	0	0	14	34/28
2018	IND	AAA	1	1	5.06	2	2	0	0	0	10.2	10	6	6	0	0	2	11	1.13	.244	41	0	0	45	175/127
2018	PIT	MLB	6	9	4.06	19	19	0	0	0	115.1	113	56	52	12	8	23	100	1.18	.253	447	5	5	486	1628/1144
2019	PIT	MLB	11	12	4.44	32	31	0	0	0	170.1	168	98	84	21	9	39	157	1.22	.254	662	2	8	718	2657/1804
2020	PIT	MLB	1	5	3.86	8	8	0	0	0	39.2	33	17	17	5	2	16	55	1.24	.226	146	1	0	166	673/442
2021	SD	MLB	11	9	3.18	32	31	2	0	0	181.1	142	68	64	22	18	54	203	1.08	.213	667	3	13	748	2938/1929
2022	SD	MLB	10	7	2.93	30	30	0	0	0	181.0	154	67	59	22	14	42	184	1.08	.227	679	4	13	740	2834/1880
2023	LE	A	0	1	7.20	1	1	0	0	0	5.0	6	4	4	0	0	0	8	1.20	.286	21	1	0	21	69/51
2023	ELP	AAA	0	0	4.15	1	1	0	0	0	4.1	5	3	2	0	3	1	6	1.38	.278	18	0	0	22	85/52
2023	SD	MLB	10	3	3.05	17	17	0	0	0	97.1	90	35	33	10	9	21	97	1.14	.247	365	2	11	399	1550/1031
2023	2 Teams	Minors	0	1	5.79	2	2	0	0	0	9.1	11	7	6	0	3	1	14	1.29	.282	39	1	0	43	154/103
Career	3 Teams	MLB	60	57	3.72	187	161	2	2	4	956.1	876	428	395	119	67	239	949	1.17	.242	3624	21	65	3975	15020/10085
Career	14 Teams	Minors	30	14	2.93	83	59	0	1	4	371.1	338	137	121	25	18	46	358	1.03	.240	1411	13	29	1487	3759/2874

JOE MUSGROVE



ALL-STAR

Season	Team	League	W	L	ERA	G	GS	CG	SV	SVO	IP	H	R	ER	HR	HB	BB	SO	WHIP	AVG	AB	WP	GIDP	TBF	NP/S
2022	NL	MLB	0	0	0.00	1	0	0	0	0	1.0	0	0	0	0	0	1	2	1.00	.000	3	0	0	4	16/11

WILD CARD

Season	Team	League	W	L	ERA	G	GS	CG	SV	SVO	IP	H	R	ER	HR	HB	BB	SO	WHIP	AVG	AB	WP	GIDP	TBF	NP/S
2022	SD	MLB	1	0	0.00	1	1	0	0	0	7.0	1	0	0	0	0	1	5	0.29	.045	22	0	0	23	86/59

DIVISION SERIES

Season	Team	League	W	L	ERA	G	GS	CG	SV	SVO	IP	H	R	ER	HR	HB	BB	SO	WHIP	AVG	AB	WP	GIDP	TBF	NP/S
2017	HOU	MLB	0	0	4.50	2	0	0	0	0	2.0	1	1	1	1	0	0	1	0.50	.143	7	0	0	7	30/24
2022	SD	MLB	0	0	3.00	1	1	0	0	0	6.0	6	2	2	0	0	3	8	1.50	.250	24	0	0	27	101/64
Career		MLB	0	0	3.38	3	1	0	0	0	8.0	7	3	3	1	0	3	9	1.25	.226	31	0	0	34	131/88

LEAGUE CHAMPIONSHIP SERIES

Season	Team	League	W	L	ERA	G	GS	CG	SV	SVO	IP	H	R	ER	HR	HB	BB	SO	WHIP	AVG	AB	WP	GIDP	TBF	NP/S
2017	HOU	MLB	0	0	27.00	1	0	0	0	0	0.2	2	2	2	0	0	0	0	3.00	.500	4	0	0	4	14/9
2022	SD	MLB	0	1	6.35	1	1	0	0	0	5.2	8	4	4	1	0	2	5	1.76	.364	22	0	2	24	100/66
Career		MLB	0	1	8.53	2	1	0	0	0	6.1	10	6	6	1	0	2	5	1.89	.385	26	0	2	28	114/75

WORLD SERIES

Season	Team	League	W	L	ERA	G	GS	CG	SHO	SV	IP	H	R	ER	HR	HB	BB	SO	WHIP	AVG	AB	WP	GIDP	TBF	NP-S
2017	HOU	MLB	1	0	6.75	4	0	0	0	0	4.0	3	3	3	2	0	1	2	1.00	.214	14	0	0	16	46/34

POSTSEASON (COMBINED)

Season	Team	League	W	L	ERA	G	GS	CG	SV	SVO	IP	H	R	ER	HR	HB	BB	SO	WHIP	AVG	AB	WP	GIDP	TBF	NP/S
2017	HOU	MLB	1	0	8.10	7	0	0	0	0	6.2	6	6	6	3	0	1	3	1.05	.240	25	0	0	27	90/67
2022	SD	MLB	1	1	2.89	3	3	0	0	0	18.2	15	6	6	1	0	6	18	1.13	.221	68	0	2	74	287/189
Career		MLB	2	1	4.26	10	3	0	0	0	25.1	21	12	12	4	0	7	21	1.11	.226	93	0	2	101	377/256

CAREER TRANSACTIONS

OPTIONS USED: 1/3

- 2011 Signed by TOR as a first-round (46th overall) selection in the First-Year Player Draft, June 6
- 2012 Acquired by HOU along with a PTBNL (Kevin Cormer) from TOR along with Francisco Cordero, Ben Francisco, Carlos Perez, David Rollins and Asher Wojciechowski in exchange for David Carpenter, J.A. Happ and Brandon Lyon, July 20.
- 2018 Acquired by PIT from HOU along with Michael Feliz, Jason Martin and Colin Moran in exchange for Gerrit Cole, January 13.
- 2021 Acquired by SD from PIT in exchange for Hudson Head, Omar Cruz, David Bednar and Drake Fellows as part of the seven-player, three-team trade that sent Joey Lucchesi to NYM and Endy Rodríguez to PIT, January 19.



TOMMY NANCE

NRI

Height: 6-5 Bats: R
Weight: 249 Throws: R

tnance34

45

RHP

Full Name	Thomas Andrew Nance
Date of Birth	March 19, 1991 in Long Beach, California
Current Residence	Weatherford, Texas
2024 Opening Day Age	33
MLB Debut	May 17, 2021 vs. WSH (with CHC)
MLB Service Time	2.029
How Obtained	Signed as a minor league free agent on December 10, 2023
Contract Status	Signed through 2024

QUICK HITS

- Signed with the Padres as a minor league free agent for 2024 after spending 2016-21 with CHC and 2022-23 with MIA, owning a combined 3-4 record, 5.47 ERA, .250 opponents' clip and 87 strikeouts against 34 walks across 62 appearances (2 starts).
- Did not pitch at the Major League level in 2023 after rehabbing from a right shoulder strain and later a left oblique strain. Spent the majority of the season on the 60-day IL, also making 13 appearances across four levels in the Marlins' farm system with a 1.59 ERA (3 ER, 17.0 IP).
- In 2022 with the Marlins, the right-hander had reverse splits as lefties batted .184 while righties hit .330.
- In parts of six minor league seasons from 2016-23, owns a career 3.03 ERA in 99 appearances (six starts).
- Attended Santa Clara University (Calif), where he pitched to a 4.00 ERA in 144.0 innings. Underwent Tommy John surgery after his senior year.

2023 SEASON

- Began the season on the 15-day Injured List with a right shoulder strain and split the campaign between four levels in the Miami Marlins organization, making just 13 appearances (three starts) with a 1.59 ERA (3 ER, 17.0 IP).
- Was transferred to the 60-day IL with a right shoulder strain on April 22, and began his rehab assignment on May 12 with Single-A Jupiter...made three stints in total with Jupiter with four appearances overall (one start) and allowed two run in 5.1 innings of work.
- On July 26, was sent to the Rookie-Level Florida Complex League Marlins on rehab, and he worked 2.0 scoreless innings in two appearances.
- After being re-assigned to Jupiter, he was transferred to Double-A Pensacola on August 8...for the Blue Wahoos, made five total appearances (all in relief), for a perfect 0.00 ERA in 7.2 innings of work...owned a 0.83 opponent clip at the Double-A level and a 0.52 WHIP.
- Transferred to Triple-A Jacksonville on August 22 for a sole appearance before being reinstated from the 60-day IL on August 23...did not make an appearance with MIA before being optioned back to JAX on August 29...assigned to

Jupiter on August 31.

- Was assigned back to JAX on September 3 and placed on the 7-day IL on September 16...the Marlins later placed him back on the 60-day IL with a left oblique strain on September 19.
- Elected free agency on November 6, and he was signed by San Diego as a minor league free agent on December 10.

2022

- Claimed off waivers by MIA from CHC on March 27...recalled to the Majors on May 5...went 2-3 with a 4.33 ERA, setting a career-high with 35 ML appearances (two starts).
- Allowed 1 run over first 6 outings (7.2 IP), including a 3-strikeout appearance in 1.2 innings in his Marlins debut on May 9...had a 9.45 ERA across his next 10 appearances.
- Held lefties to a .184 opponents' AVG with a .591 OPS, while righties hit .330 with a .921 opponent OPS.
- Faced two setbacks from a right groin strain, missing a combined 32 games over two IL stints (July 24-August 13 and September 14-29).
- In his 2 starts, combined to pitch 5.0 innings and allow 1 run on 4 hits (1.80 ERA) with 3 walks and 7 strikeouts...in his other 33 appearances, posted a 4.66 ERA (20 ER, 38.2 IP).
- Ranked in the 92nd percentile with a power curve that had 48.3 inches of drop.

2021

- Made his Major League debut with the Cubs on May 17 vs. WSH...struck out the first batter he faced (Josh Harrison) for first MLB strikeout.
- Was 1-1 in 27 appearances out of the bullpen with a 7.27 ERA (23 ER, 28.2 IP) with 13 walks and 30 strikeouts.
- Made 10 appearances with Triple-A Iowa, posting a 2.35 ERA (4 ER, 15.1 IP) and a 0.652 WHIP.

2020

- Did not pitch due to the COVID-19 Pandemic.

TOMMY NANCE



2019

- Combined to go 2-5 with a 4.07 ERA (22 ER, 48.2 IP) in 31 relief outings between Single-A Myrtle Beach and Double-A Tennessee...allowed just 2 home runs and 11 total XBH.

2015-18

- In **2018**, spent entire season with Double-A Tennessee in his second professional season...did not pitch in **2017** due to injury, and in his 1st professional season in **2016**, had his contract purchased by Cubs on January 18 and made a combined 22 appearances, including 15 app. with Single-A Myrtle Beach...posted a 2.67 ERA (8 ER, 27.0 IP) with 11 walks, 26 strikeouts and a pair of saves.
- Made his professional debut in **2015** for the independent Frontier League with the Windy City Thunderbolts, where he posted a 4.74 ERA (20 ER, 38.0 IP) in 29 appearances with 13 walks and 40 strikeouts.

PERSONAL

- Was born in Long Beach, Calif. and attended Woodrow Wilson High School...first played college baseball at Long Beach State and Cypress College before transferring to Santa Clara University.
- At Santa Clara, pitched to a 4.00 ERA in 144.0 innings pitched...underwent Tommy John surgery after his senior year...majored in mechanical engineering.
- In 2014, his father, Mark, was diagnosed with Amyotrophic lateral sclerosis (ALS), sometimes referred to as Lou Gehrig's disease.
- When he was with the Cubs organization, connected with Jonathan "Boog" Sciambi, Marquee Sports Network broadcaster and former Marlins broadcaster...Sciambi is a director at Project Main Street, a foundation with the mission of improving the quality of life for patients with ALS and raising awareness for the cause...Nance is also a part of the MLB ALS committee.

TOMMY NANCE CAREER PITCHING

Season	Team	League	W	L	ERA	G	GS	CG	SV	SVO	IP	H	R	ER	HR	HB	BB	SO	WHIP	AVG	AB	WP	GDP	TBF	NP/S
2016	EUG	A(Short)	2	0	0.00	4	0	0	0	0	6.2	3	0	0	0	1	3	7	0.90	.143	21	2	2	25	49/35
2016	SB	A	0	0	0.00	2	0	0	1	1	3.2	1	0	0	0	0	0	3	0.27	.091	11	0	2	11	29/22
2016	MB	A(Adv)	2	1	2.67	15	0	0	2	3	27.0	26	9	8	0	0	11	26	1.37	.257	101	1	2	115	388/242
2016	IOW	AAA	0	0	27.00	1	0	0	0	0	1.0	4	3	3	1	0	1	0	5.00	.571	7	1	0	8	28/13
2016	4 Teams	Minors	4	1	2.58	22	0	0	3	4	38.1	34	12	11	1	1	15	36	1.28	.243	140	4	6	159	494/312
2018	TNS	AA	1	1	3.48	15	0	0	0	0	20.2	14	10	8	1	0	11	20	1.21	.187	75	1	1	87	325/200
2019	MB	A(Adv)	0	0	0.00	1	0	0	1	1	2.0	2	0	0	0	0	0	2	1.00	.286	7	0	1	7	21/16
2019	TNS	AA	2	5	4.24	30	0	0	4	7	46.2	42	26	22	2	3	18	54	1.29	.239	176	2	2	201	737/460
2019	2 Teams	Minors	2	5	4.07	31	0	0	5	8	48.2	44	26	22	2	3	18	56	1.27	.240	183	2	3	208	758/476
2021	IOW	AAA	1	0	2.35	10	0	0	0	0	15.1	7	4	4	1	0	3	18	0.65	.130	54	0	1	57	203/132
2021	CHC	MLB	1	1	7.22	27	0	0	0	0	28.2	25	23	23	5	3	13	30	1.33	.227	110	7	1	127	456/297
2022	JUP	A	0	0	2.25	3	2	0	0	0	4.0	1	1	1	1	0	1	4	0.50	.077	13	0	0	14	53/37
2022	PNS	AA	0	0	0.00	1	0	0	0	0	2.0	1	0	0	0	0	0	2	0.50	.167	6	0	1	6	23/18
2022	JAX	AAA	0	0	3.18	4	1	0	1	1	5.2	2	3	2	1	0	2	6	0.71	.111	18	1	1	20	90/56
2022	MIA	MLB	2	3	4.33	35	2	0	0	2	43.2	45	22	21	5	4	21	57	1.51	.265	170	5	3	196	751/463
2022	3 Teams	Minors	0	0	2.31	8	3	0	1	1	11.2	4	4	3	2	0	3	12	0.60	.108	37	1	2	40	166/111
2023	F-MRL	ROK	0	0	0.00	2	2	0	0	0	2.0	0	0	0	0	0	1	3	0.50	.000	5	0	1	6	16/11
2023	JUP	A	0	1	3.38	4	1	0	0	0	5.1	7	2	2	0	0	1	6	1.50	.318	22	0	0	23	93/62
2023	PNS	AA	0	0	0.00	5	0	0	0	0	7.2	2	0	0	0	0	2	6	0.52	.083	24	0	1	26	90/61
2023	JAX	AAA	0	0	4.50	2	0	0	0	0	2.0	3	1	1	0	0	1	1	2.00	.375	8	0	0	9	46/27
2023	4 Teams	Minors	0	1	1.59	13	3	0	0	0	17.0	12	3	3	0	0	5	16	1.00	.203	59	0	2	64	245/161
Career	2 Teams	MLB	3	4	5.47	62	2	0	0	2	72.1	70	45	44	10	7	34	87	1.44	.250	280	12	4	323	1207/760
Career	9 Teams	Minors	8	8	3.03	99	6	0	9	13	151.2	115	59	51	7	4	55	158	1.12	.210	548	8	15	615	2191/1392

CAREER TRANSACTIONS

OPTIONS USED: 3/4

- 2016** Signed by CHC as a non-drafted free agent, January 30
- 2022** Claimed by MIA off waivers from CHC, March 27
- 2023** Signed by SD as a minor league free agent, December 10



TIRSO ORNELAS

NRI

Height: 6-4 Bats: L
Weight: 238 Throws: R

79

OF

@TirsoOrnelas
 tirsoornelas
 TEER-sow

Full Name	Tirso Abraham Ornelas
Date of Birth	March 11, 2000 in Tijuana, Mexico
Current Residence	Tijuana, Mexico
2024 Opening Day Age	24
MLB Service Time	0.000
How Obtained	Signed as an international free agent on March 31, 2017
Contract Status	Signed through 2024

QUICK HITS

- Earned his first-career MiLB.com Organization All-Star honor in 2023 with career highs across the board offensively between San Antonio (AA) and El Paso (AAA), including AVG (.285), OPS (.823), HR (15), XBH (48), total bases (216), walks (67) and games played (127).
- Finished 2023 ranked as the Padres' 30th-ranked prospect (MLB Pipeline), including the 5th-highest ranked outfield prospect.
- Originally signed by the Padres as part of the 2016 International Signing class that also featured Adrian Morejon, Michel Baez and Jorge Oña.
- Over parts of 6 minor league seasons with the Padres from 2017-23, he batted .261 with 128 doubles, 16 triples, 41 home runs and 290 RBI.
- Played in 4 Winter League seasons in the Mexican Pacific League, earning Rookie of the Year in 2022 for Navajoa.

2023 SEASON

- Split the 2023 season between San Antonio (AA) and El Paso (AAA), earning his 1st-career MiLB.com Organization All-Star honor...posted career highs in a variety of categories, including AVG (.285), OBP (.371), OPS (.823), HR (15), XBH (48), RBI (75), total bases (216), runs scored (72), walks (67) and games played (127).
- Began the year with the Missions, hitting .284 (75-for-264) with a .473 SLG in 72 Double-A games...was promoted to ELP in late June, and in 55 games with the Chihuahuas, he slashed .285/.358/.425 with 14 doubles, 2 triples, 4 homers, 24 RBI, and 34 runs scored.
- His 15 homers between San Antonio and El Paso (hit 11 with SA and 4 with ELP) more than doubled his home run total in all of 2022 (hit 7 home runs).
- Named Texas League Player of the Week on June 18 with SA.. after the month, was named June's Texas League Player of the Month, his 1st-career monthly honor...in 21 June games for the Missions, he hit .378 (34-for-90) with a 1.090 OPS.
- Finished '23 ranked as the Padres' 30th-ranked prospect (MLB Pipeline)...ranked as SD's 5th-highest ranked OF prospect.
- Following the minor league season, played for the Mayos de Navajoa in the Mexican Winter League.

ACCOLADES

Mexican Pacific League Rookie of the Year (2022, Navajoa)

Texas League Player of the Month (June, 2023)

Texas League Player of the Week (June 18, 2023)

MiLB.com Organization All-Star (SD, 2023)

2022

- Spent the majority of the 2022 season in San Antonio (AA) before earning a late-season promotion to El Paso (AAA)... between both stops, batted a combined .286 with 29 doubles, 2 triples, 7 home runs, 53 RBI and 64 runs.
- For the Missions, hit .317 in 16 April games, .188 in 17 May games, .347 in 19 June games, .330 in 22 July games, .272 in 26 August games and .250 in 12 September games.
- Registered a career-high 5 hits, including 3 doubles, on July 31 in a 13-12 loss against the Midland RockHounds.
- Promoted to ELP on Sept. 23 where he went 3-for-14 at the dish (.214) in his 3 games with the Chihuahuas.
- Was the DH and batted 8th for the Chihuahuas in the PCL Championship game at Reno, going 1-4 for with an RBI in ELP's 6-2 defeat.

- Participated in the Arizona Fall League and hit .293 (17-for-58) with 4 doubles, a home run, 5 RBI, 9 runs scored and 5 walks for a .369 OBP and a .414 SLG...he went 1-for-5 in the Peoria Javelinas' 6-3 loss to the Glendale Desert Dogs in the AFL Semi-Final game.

2021

- Spent the entire campaign with Fort Wayne (A) and hit .248 with a career-high 39 XBH (31 doubles, 1 triple and 7 home runs) in 107 games for the TinCaps while driving in 55 RBI and scoring 57 runs.
- Had a 4-hit effort including a home run and a double on September 12 in a 7-1 win over the Lansing Lugnuts.
- After the minor league season, played in the Mexican Pacific League for the Mayos de Navajoa...slashed .353/.397/.473 with 16 2B, 2 triples, 2 home runs and 35 RBI.
- Led the MPL in hitting with a .353 average and was named the league's Rookie of the Year while finishing as the runner-up for Most Valuable Player.

TIRSO ORNELAS



2020

- Was not a part of the Padres' 60-man player pool at their Alternate Training Site during the regular season.
- Played in 18 games in the Mexican Pacific League between the Yaquis de Obregon and the Mayos de Navajoa... combined to hit .273 (12-for-44) with 3 doubles, one triple, 2 RBI and 5 runs scored.

2019

- After working through a mechanical reset in extended spring training, played in 89 games for the Lake Elsinore Storm (High A)...in his first 14 games, slashed .321/.431/.509 with a home run, a steal and a 16:11 K to BB ratio.
- Finished 2-for-2 with 2 walks, an RBI and a run scored in Game 1 of the Cal League Finals to help lead the Storm to a 5-2 victory over Visalia.
- Finished the Cal League season hitting .220 with 11 doubles, 3 triples, a home run, 30 RBI and 41 runs.
- Appeared in 21 games with the AZL Padres where he batted .205 with 2 doubles, 11 RBI and 6 runs.

2018

- At only 18 years of age, was one of the youngest players in the Midwest League while with the Fort Wayne TinCaps.

- In 86 games with FW, batted .252 with 13 doubles, 8 home runs, 40 RBI and 45 runs scored...reached base at a .341 clip.
- Saw his season end after being placed on the IL in late July with a wrist injury.

2017

- Began his professional career in 2017 in the Arizona Rookie League.
- Appeared in 53 games and produced a .276 AVG (54-for-196) to go along with 11 doubles, 3 triples, 3 home runs, 26 RBI and 45 runs scored in first year in pro ball.

PERSONAL

- Originally from Tijuana, Mexico.
- As a young child, his uncle would take him to Padres games in San Diego.
- Won a Colt League World Championship with Tijuana and had various teammates from that team watch him play in the 2016 Padres On Deck game at Petco Park.
- Was a member of the Mexico City Red Devils youth academy that also produced big leaguers Luis Urías and Andres Muñoz.

TIRSO ORNELAS CAREER BATTING

Season	Team	League	AVG	G	AB	R	H	2B	3B	HR	RBI	BB	SO	SB	CS	OBP	SLG	OPS	PA	HBP	SAC	SF	GIDP
2017	A-PA2	ROK	.276	53	196	46	54	11	3	3	26	40	61	0	0	.399	.408	.807	238	1	0	1	2
2018	FW	A(Full)	.252	86	309	45	78	13	3	8	40	40	68	5	1	.341	.392	.733	355	3	0	3	7
2019	A-PA1	ROK	.205	21	88	6	18	2	0	0	11	9	22	4	0	.278	.227	.505	97	0	0	0	3
2019	LE	A(Adv)	.220	89	332	41	73	11	5	1	30	44	91	3	1	.309	.292	.601	379	0	0	3	9
2019	2 Teams	Minors	.217	110	420	47	91	13	5	1	41	53	113	7	1	.303	.279	.582	476	0	0	3	12
2021	FW	A+	.248	107	383	57	95	31	1	7	55	52	98	3	1	.344	.389	.733	445	6	0	4	7
2022	SA	AA	.288	112	441	62	127	28	2	7	51	43	85	7	2	.355	.408	.763	492	4	2	2	11
2022	ELP	AAA	.214	3	14	2	3	1	0	0	2	1	2	0	0	.267	.286	.553	15	0	0	0	0
2022	2 Teams	Minors	.286	115	455	64	130	29	2	7	53	44	87	7	2	.352	.404	.756	507	4	2	2	11
2023	SA	AA	.284	72	264	38	75	17	0	11	51	44	59	4	4	.381	.473	.854	312	0	0	4	5
2023	ELP	AAA	.285	55	214	34	61	14	2	4	24	23	47	4	2	.358	.425	.783	240	2	0	1	3
2023	2 Teams	Minors	.285	127	478	72	136	31	2	15	75	67	106	8	6	.371	.452	.823	552	2	0	5	8
Career	7 Teams	Minors	.261	598	2241	331	584	128	16	41	290	296	533	30	11	.349	.387	.736	2573	16	2	18	47

CAREER TRANSACTIONS

OPTIONS USED: 0/3

2017 Signed by SD as an international free agent, March 31



GLENN OTTO

Height: 6-4 Bats: R
Weight: 228 Throws: R

@glotto_jr

49

RHP

Full Name	Glenn David Otto
Date of Birth	March 11, 1996 in Spring, Texas
Current Residence	Spring, Texas
2024 Opening Day Age	28
MLB Service Time	1.165
MLB Debut	August 27, 2021 vs. HOU (with TEX)
How Obtained	Claimed off waivers from the Texas Rangers on September 7, 2023
Contract Status	Signed through 2024

QUICK HITS

- Claimed off waivers by SD from TEX on September 7, 2023. Missed 81 games of the 2023 season on the Injured List (right shoulder strain) and was limited to just 6 appearances for the Rangers and 13 between Triple-A Round Rock (TEX) and El Paso (SD).
- In 2022 with TEX, went 7-10 with a 4.64 ERA (70 ER, 135.2 IP) in 27 starts, marking the most starts by a Texas rookie since Yu Darvish in 2012 (29) and the most innings pitched by a Rangers rookie since Nick Martinez in 2014 (140.1).
- Earned his 1st Major League win in his 2022 season debut on April 22 @ OAK (5.0 IP, 2 H, 1 ER, 1 BB, 5 SO).
- Made his ML debut on August 27, 2021 vs. HOU (5.0 IP, 2 H, 0 ER, 7 SO) becoming the 4th pitcher since 1913 (when ER became official in both leagues) with 5.0+ IP, 2-or-fewer H, 0 R, 0 BB, and 7+ SO in a ML debut.
- Acquired by TEX from NYY at the 2021 trade deadline in a 5-player trade that sent Joey Gallo to the Yankees.

2023 SEASON

- Made just 13 total appearances between the Triple-A level and the Texas Rangers, missing most of the season with a right shoulder strain.
- Appeared in 6 games for the eventual-World Series Champion Rangers, owning a 10.13 ERA (12 ER, 10.2 IP) with 11 punchouts, a 1.88 WHIP, and a .311 opponents' AVG.
- Prior to Opening Day on March 30, was placed on the 60-Day Injured List with a right shoulder strain...remained on the IL until June 30, missing 81 games.
- On June 13, was assigned to Round Rock (AAA) on his rehabilitation assignment, and he made 3 appearances for RR before being reinstated from IL on June 30...made his Rangers season debut on June 30 vs. Houston, throwing a 1.0 hitless, scoreless inning.
- Made 4 appearances with Texas from June 30-July 22 in his 1st of 2 stints at the Major League level in 2023.
- Was optioned to Triple-A on July 23 and recalled from RR on August 28...in Triple-A, he had a 3.38 ERA in 10 appearances (six starts) with a 1.06 WHIP and .176 opponents' average.
- Designated for assignment on September 5, and he was claimed off waivers by San Diego on September 7...assigned

to Triple-A El Paso, making just 3 appearances (all starts) with a 7.94 ERA.

2022

- Went 7-10 with a 4.64 ERA (70 ER, 135.2 IP) over a career-high 27 starts...marked the most starts by a Texas rookie since Yu Darvish in 2012 (29) and the most innings pitched by a Rangers rookie since Nick Martinez in 2014 (140.1).
- Had a brief stint on the COVID-IL from June 10-25, which included a minor league rehab outing with Round Rock (AAA)...opened the campaign with Round Rock and posted 2 scoreless starts (7.0 shutout innings) before he was recalled by TEX on April 22...in total, went 0-1 with a 2.79 ERA (3 ER, 9.2 IP) and 12 SO/3 BB across 3 starts with the Express, his only minor league action of 2022.
- Earned his 1st MLB win in his season debut on April 22 @ OAK (5.0 IP, 2 H, 1 R-ER, 1 BB, 5 SO, 75 pitches, 46 strikes).
- Was just the 8th rookie in Texas Rangers' history to make 27+ starts in a season...ranked among AL rookie leaders in starts (T-1st), IP (2nd), wins (T-3rd), and strikeouts (5th, 107)...led team in losses (10) and HR allowed (21).
- Went 3-3 with a 3.68 ERA (26 ER, 63.2 IP) over 12 starts after the beginning of August, dropping his season ERA from 5.72 to 4.64.
- His 8 quality starts were T-3rd-most on club (23-Pérez, 10-Dunning, 8-Gray/Otto), 3rd-most among AL rookies (11-SEA's G. Kirby/MIN's J. Ryan, 8-Otto), and the most by a Texas rookie since Nick Martinez in 2014 (also 8).

2021

- Acquired by TEX from NYY at the trade deadline in the 5-player deal that sent Joey Gallo to the Yankees...made his Major League debut with 6 games (all starts) for the Rangers.
- Combined to go 9-4 with a 3.20 ERA (34 ER, 95.2 IP), 12.6 SO/9, and 1.014 WHIP figure over 17 appearances (16 starts) for Somerset (AA), Scranton/Wilkes-Barre (AAA), and Round Rock (AAA) before joining Texas.
- Added to MLB roster on August 27 and went 0-3, 9.26 with 1.714 WHIP in 6 G (all starts)...went 0-0, 1.86 (2 ER, 9.2 IP) over his first 2 starts...got the start in his ML debut on August 27 vs. HOU (no decision in 5.0 IP, 2 H, 0 R, 0 BB, 7 SO)...according to Stathead, he became the 4th pitcher since 1913 (when ER became official in both leagues)

GLENN OTTO



with 5.0+ IP, 2-or-fewer H, 0 R, 0 BB, and 7+ SO in his ML debut...the only other ML debut in Rangers history to feature 7+ SO in 5.0-or-fewer innings before Otto's effort: David Clyde on June 27, 1973 vs. MIN.

2020

- Did not see action at the Yankees' Alternate Training Site in 2020 and remained unprotected in the Rule 5 Draft during his first year of eligibility.

2019

- Combined to go 3-3, 3.23 (22 ER, 61.1 IP) with 36 BB/74 SO in 17 G (14 starts) at 2 levels in NYY system...allowed just one home run all season.
- Spent bulk of season with Tampa (A) in his 1st High-A action...missed significant time on the IL for 2 separate injuries: April 26-May 10 with a left ankle injury and May 27-July 26 with a rib cage injury.
- Pitched for Surprise in the Arizona Fall League, going 3-1 with a 1.88 (5 ER, 24.0 IP) and 0.958 WHIP.

GLENN OTTO

2018

- Made 2 starts for Charleston (A) before going on the IL on April 26 and eventually had surgery to remove a blood clot in his right shoulder...missed the remainder of the season.

2017

- Selected by the Yankees in the 5th round of the 2017 MLB draft...after signing, went 3-0, 1.35 (3 ER, 20.0 IP) in his pro debut with GCL Yankees East/ West and Staten Island in the NY Penn League...whiffed 30 of 77 BF.

PERSONAL

- Glenn David Otto...married to the former Gabrielle Stanton, who played basketball at Rice U.
- A Houston-area native, born in Spring, Texas...was raised as an Astros fan.
- Attended Concordia Lutheran High School in Tomball, Tex., and Rice University in Houston...pitched 3 seasons for the Owls, going 18-6 with 17 saves and a 2.61 ERA (172.1 IP, 123 H, 68 R-50 ER, 87 BB, 222 SO) in 82 games/4 starts...left school T4th on the Owls' all-time saves list.
- Otto became the first Rice University product to make his ML debut with the Rangers since LHP Mario Ramos in 2003...was the 2017 Conference-USA Tournament MVP and a member of the 2016 All-Conference USA First Team... pitched for the U.S. Collegiate National Team in 2016.

GLENN OTTO CAREER PITCHING

Season	Team	League	W	L	ERA	G	GS	CG	SV	SVO	IP	H	R	ER	HR	HB	BB	SO	WHIP	AVG	AB	WP	GDP	TBF	NP/S
2017	G-YAE	ROK	0	0	0.00	1	1	0	0	0	2.0	1	0	0	0	0	3	0.50	.143	7	0	0	7	13/13	
2017	G-YAW	ROK	0	0	0.00	1	1	0	0	0	1.0	0	0	0	0	0	2	0.00	.000	3	1	1	3	7-Jul	
2017	SI	A(Short)	3	0	1.59	7	2	0	0	0	17.0	12	3	3	0	0	5	25	1.00	.194	62	0	0	67	252/163
2017	3 Teams	Minors	3	0	1.35	9	4	0	0	0	20.0	13	3	3	0	0	5	30	0.90	.181	72	1	1	77	272/183
2017	2 Teams	ROK	0	0	0.00	2	2	0	0	0	3.0	1	0	0	0	0	5	0.33	.100	10	1	1	10	20/20	
2018	CSC	A(Full)	1	1	3.48	2	2	0	0	0	10.1	8	5	4	1	0	7	8	1.45	.216	37	1	1	45	151/86
2019	G-YAE	ROK	0	0	9.00	1	1	0	0	0	1.0	1	1	1	0	0	0	1	1.00	.250	4	0	0	4	6-Jul
2019	G-YAW	ROK	0	0	2.25	2	1	0	0	0	4.0	1	1	1	0	0	3	5	1.00	.077	13	1	0	16	36/23
2019	TAM	A(Adv)	3	3	3.20	14	12	0	0	0	56.1	54	24	20	1	2	33	68	1.54	.258	209	6	3	245	1003/611
2019	3 Teams	Minors	3	3	3.23	17	14	0	0	0	61.1	56	26	22	1	2	36	74	1.50	.248	226	7	3	265	1046/640
2019	2 Teams	ROK	0	0	3.60	3	2	0	0	0	5.0	2	2	2	0	0	3	6	1.00	.118	17	1	0	20	43/29
2021	SOM	AA	6	3	3.17	11	10	0	0	0	65.1	46	23	23	6	2	14	103	0.92	.197	233	4	4	253	970/665
2021	SWB	AAA	1	0	4.35	2	2	0	0	0	10.1	14	5	5	0	1	3	12	1.65	.311	45	1	0	49	184/127
2021	RR	AAA	2	1	2.70	4	4	0	0	0	20.0	13	6	6	0	1	7	19	1.00	.188	69	1	2	78	314/209
2021	TEX	MLB	0	3	9.26	6	6	0	0	0	23.1	32	24	24	2	2	8	28	1.71	.320	100	1	1	111	448/310
2021	3 Teams	Minors	9	4	3.20	17	16	0	0	0	95.2	73	34	34	6	4	24	134	1.01	.210	347	6	6	380	1468/1001
2021	2 Teams	AAA	3	1	3.26	6	6	0	0	0	30.1	27	11	11	0	2	10	31	1.22	.237	114	2	2	127	498/336
2022	RR	AAA	0	1	2.79	3	3	0	0	0	9.2	8	4	3	1	0	3	12	1.14	.216	37	0	0	40	154/105
2022	TEX	MLB	7	10	4.64	27	27	0	0	0	135.2	119	74	70	21	13	62	107	1.33	.236	505	5	12	587	2229/1359
2023	RR	AAA	1	1	3.38	10	6	0	0	0	29.1	18	12	11	4	2	13	39	1.06	.176	102	1	1	120	455/273
2023	ELP	AAA	0	2	7.94	3	3	0	0	0	5.2	4	11	5	1	0	13	4	3.00	.182	22	2	0	36	156/75
2023	TEX	MLB	0	0	10.13	6	0	0	0	0	10.2	14	12	12	6	0	6	11	1.88	.311	45	0	0	51	192/121
2023	2 Teams	Minors	1	3	4.11	13	9	0	0	0	35.0	22	23	16	5	2	26	43	1.37	.177	124	3	1	156	611/348
2023	2 Teams	AAA	1	3	4.11	13	9	0	0	0	35.0	22	23	16	5	2	26	43	1.37	.177	124	3	1	156	611/348
Career	TEX	MLB	7	13	5.62	39	33	0	0	0	169.2	165	110	106	29	15	76	146	1.42	.254	650	6	13	749	2869/1790
Career	9 Teams	Minors	17	12	3.18	61	48	0	0	0	232.0	180	95	82	14	8	101	301	1.21	.214	843	18	12	963	3702/2363

CAREER TRANSACTIONS

OPTIONS USED: 1/3

- 2017** Signed by NYY as a 5th-round selection in the First-Year Player Draft, July 1
- 2021** Acquired by TEX from NYY, along with Ezequiel Duran, Trevor Hauer and Josh Smith in exchange for Joey Gallo, Joely Rodríguez and cash considerations, July 29
- 2023** Claimed off organizational waivers by SD from TEX, September 7



LUIS PATIÑO

Height: 6-1 Bats: R
Weight: 192 Throws: R

77

RHP

pah-TEEN-yo
 @luispatinoa_
 luispatinoa_

Full Name	Luis Fernando Patiño Arzuza
Date of Birth	October 26, 1999 in Barranquilla, Colombia
Current Residence	Barranquilla, Colombia
2024 Opening Day Age	24
MLB Service Time	2.061
MLB Debut	August 5, 2020 vs. LAD (with SD)
How Obtained	Claimed off waivers from CWS on December 22, 2023
Contract Status	Signed through 2024

QUICK HITS

- The former Padres' top prospect returns for his 2nd stint with the organization in 2024. He was 1 of 4 players traded to TB for 2023 NL Cy Young award-winner Blake Snell in December 2020.
- Made a total of 45 Major League appearances (23 starts) from 2020-23 with SD (2020), TB (2021-23) and CWS ('23), owning a 7-6 record with a 5.02 ERA and .250 opponents' clip.
- Born Oct 26, 1999, was the first player in Rays history to be younger than the franchise, which played its inaugural game on March 31, 1998.
- Allowed just 7 HR and struck out 279 of the 950 batters he faced in his first 3 minor league seasons (2017-19) in SD's farm system. Allowed 21 HR and struck out 131 of the 561 batters he faced in parts of 3 minor league seasons with TB and CWS from 2021-23.
- Entered the 2020 season ranked by *Baseball America* as the No. 18 overall prospect, the No. 8 overall pitching prospect and the Padres No. 2 prospect behind LHP MacKenzie Gore.

2023 SEASON

- Combined to go 0-1 with a 4.57 ERA (11 ER, 21.2 IP) and 18 strikeouts over 9 outings (one start) between TB and CWS.
- Made 2 appearances over 2 stints with the Rays before being traded to the White Sox in exchange for cash considerations on Aug. 1.
- Made his White Sox debut on Sept. 2 vs. Detroit (2 ER, 2.0 IP).
- Tossed 2.0 scoreless IP in relief on Sept. 20 at WSH.
- Started the game on Sept. 27 vs. ARI (L; 3 ER, 2.1 IP).
- Recorded 2.1 scoreless IP on Sept. 30 vs. SD.
- Went 3-5 with 6.49 ERA (43 ER, 59.2 IP) and 50 strikeouts in 32 games (11 starts) between Class AAA Durham and Class AAA Charlotte.

2022

- Made the first Opening Day roster of his career before splitting the season between the Majors and minors,

ACCOLADES

MiLB.com Organization All-Star (2019, SD)

Futures Game Selection (2019, SD)

California League Pitcher of the Week (Aug. 4, 2019, Lake Elsinore)

Baseball America Low Class-A All-Star (2018, Fort Wayne)

including 6 starts with the Rays.

- Opened the season in the rotation but was limited to 11 pitches before the All-Star break due to a left oblique strain...reinstated on July 15 and made 2 starts before being optioned...was active for a spot start on Aug 18 and for 2 starts from Sep 5-11.
- In returning from his oblique injury, began a throwing program on April 30...progressed to throwing bullpens on May 17 and live BP on June 1...began a rehab assignment with the FCL Rays on June 6 and transferred to Triple-A Durham on June 16...was scheduled for 6 IP in his July 2 rehab start but left after 3 IP and 49 pitches with a right middle finger blister.
- On Sep 11 at NYY, yielded a career-high 9 runs in 1.1 IP, the most runs allowed by a Rays pitcher since Josh Fleming (10) on Aug 11, 2021 at BOS and most against the Yankees since J.P. Howell (9) on Sep 26, 2007 at home...marked the fourth time in club history a pitcher yielded 9 runs (or more) in an app of 1.1 IP (or fewer), with the other 3 instances all coming during the 2005 season...also allowed a career-high 3 HR, including back-to-back shots by Giancarlo Stanton and Gleyber Torres in the 2nd inning, and nine of 13 BF reached safely.
- Went 3-2 with a 4.50 ERA (17 ER, 34.0 IP) in 9 starts for the Bulls...scratched from his start on Sept. 17 at Gwinnett and did not pitch the rest of the season due to right shoulder impingement.

2021

- In 2021, totaled 19 apps (15 starts) over 3 stints with the Rays: April 25-May 30, July 2 and July 22 through the end of the season.
- Was on the 10-day IL from May 19-30 with a right middle finger laceration...was optioned to Durham following his reinstatement.
- Born Oct 26, 1999, was the first player in Rays history to be

LUIS PATIÑO



younger than the franchise, which played its inaugural game on March 31, 1998.

- His last 2 appearances of the season were both 2.0 IP out of the bullpen, both scoreless...went 2-0 with a 1.00 ERA (1 ER, 9.0 IP) in 4 total relief appearances.
- Went 3-2 with a 3.14 ERA (15 ER, 43.0 IP) in 10 apps (9 starts) at home, compared to 2-1 with a 5.77 ERA (22 ER, 34.1 IP) in 9 apps (6 starts) on the road...yielded 3 runs-or-fewer in 8 of 10 apps at home, including 2 runs-or-fewer 7 times.
- Opponents hit .195 (17-for-87) with 36 SO in at-bats ending with the slider, while he totaled 38 SO and opponents hit a combined .246 (52-for-211) against his other 4 offerings.
- Used his 4-seam fastball for 60.5 pct. of his pitches, including 67.6 pct. in his last 11 apps (9 starts) beginning on Aug 3—highest in the AL over that stretch (min. 500 pitches).
- Issued 29 BB, with 21 coming against left-handed batters, which hit .274/.378/.452 (34-for-124) against him...his .378 opp OBP vs. LHB was the 6th-highest in the AL (min. 125 BF).
- On April 25 vs. TOR, started in his Rays debut and faced the Blue Jays once through the batting order, pitching 2.2 hitless

and scoreless innings...at 21 years, 181 days, became the youngest pitcher to appear for the Rays since Scott Kazmir (21.180) on July 23, 2005 vs. BAL...was the 4th-youngest pitcher at the time of his Rays debut behind Dan Wheeler (21.265) on Sep 1, 1999 at BAL, Kazmir (20.212) on Aug 23, 2004 at SEA and Chad Gaudin (20.130) on Aug 1, 2003 at KC.

- On May 4 at LAA, his only run allowed in 3.0 IP of relief was a solo homer to Mike Trout in the 6th inning...recorded the second win of his career and first with the Rays...at 21 years, 190 days, was the youngest Rays winning pitcher since Scott Kazmir (21.185) on July 28, 2005 vs. KC.
- On July 29 vs. NYY, held the Yankees scoreless in 6.0 IP...at 21 years, 276 days, was the youngest Rays pitcher to defeat them since Scott Kazmir (21.149) on June 22, 2005 in the Bronx...was the youngest pitcher in the Majors to do so since TOR Roberto Osuna (21.231) on Sep 25, 2016 at home and youngest starter since TOR Drew Hutchison (21.269) on May 17, 2012 at home...was the youngest pitcher to go at least six scoreless with 8 SO (or more) against any opponent since MIA José Fernández (21.272) on April 29, 2014 vs. ATL.
- Went 3-1 with a 3.07 ERA (10 ER, 29.1 IP) in 7 starts for the Bulls, including a scoreless streak of 20 IP spanning 2 stints from June 6–July 10.

LUIS PATIÑO

- On June 25 at Jacksonville, 11 SO were a career high at any level and the most by a Bulls pitcher since Brent Honeywell Jr. (11) on July 23, 2017 vs. Lehigh Valley.

POSTSEASON: Took the loss in Game 3 of the ALDS at BOS, allowing a walk-off, 2-run homer to Christian Vázquez in the 13th inning...became the second Rays pitcher to allow a walkoff homer in the Postseason, following Nick Anderson in Game 5 of the 2020 ALCS at HOU... pitched a scoreless 6th inning in Game 4 at BOS.

2020

- In the COVID-shortened 2020 campaign, he made 11 apps (1 start) over 3 stints with the Padres, his first career Major League action...was on the active roster from Aug 4-Sep 5, Sep 19 and Sep 25 (29th Man)...spent the rest of the summer at the alternate training site at the University of San Diego.
- Averaged 96.7 mph on his 226 fastballs thrown and reached a maximum velocity of 100.3 mph.
- On Aug 5 vs. LAD, made his ML debut out of the bullpen and yielded 3 runs in 2 IP, all coming on a 3-run homer by Joc Pederson in the 6th inning...got Kiké Hernandez swinging to end the frame for his first career strikeout.
- Made his ML debut at 20 years, 284 days and was the youngest pitcher to appear in a regular season game in 2020.
- On Sep 19 vs. SEA, allowed 1 run in 1.2 IP in his first career start...on Sep 25 at SF (G2), pitched a scoreless 7th inning and recorded his first career win after the Padres won in walk-off fashion.

POSTSEASON: Went 0-0 with a 3.38 ERA (1 ER, 2.2 IP) in 3 apps...pitched a scoreless 6th inning in the decisive Game 3 of the Wild Card Series vs. STL...made 2 apps in the NLDS vs. LAD.

- Was 1 of 4 players acquired by the Rays from the Padres on Dec 29 for former Cy Young Award winner Blake Snell.
- Ranked by *Baseball America* as the No. 23 overall prospect in the minors following the season... was the No. 3 prospect in the Rays system.

2019

- Made 20 appearances (19 starts) between Lake Elsinore (A) and Amarillo (AA), going 6-8 with a 2.57 ERA (27 ER, 94.2 IP), 123 SO to 38 BB and a .198 opponent AVG.
- Allowed 2 earned runs-or-fewer in 17 of his 19 starts, 4 hits-or-fewer in 14 of his 19 starts and struck out at least 6 in 13 of his 19 starts.
- Selected to the NL roster for the SiriusXM All-Star Futures Game in Cleveland...entered the game with the score tied and runners at 1st and 3rd with 1 out in the bottom of the

7th and proceeded to strike out the 1st batter on a slider and Twins SS Royce Lewis on a 98.8 mph fastball to end the threat...stayed on to pitch the 8th and set the AL down in order, finishing things off by striking out Angels OF Jo Adell on a 98.2 mph heater...combined with fellow Padres prospects MacKenzie Gore (1.0 IP, 1 BB) and Adrian Morejon (1.0 IP, 2 H) for 3.2 scoreless IP.

- Tossed a career-high 8.1 innings and matched his career high in SO (9) for the 4th time in 2019 on July 31 at San Jose...allowed just 3 hits and 0 BB in his penultimate start with the Storm and was named Cal League Pitcher of the Week on August 4.
- Promoted to AMA on August 7 and made 2 starts for the Sod Poodles, allowing 1 earned run across his 2 starts (7.2 IP) before the organization opted to shut him down with a career high 94.2 innings and a lingering blister.
- Named a MiLB.com Organizational All-Star for SD following the season.

2018

- Made 17 appearances (all starts) for Fort Wayne (A) at the age of 18, going 6-3 with a 2.16 ERA (20 ER, 83.1 IP), 97 SO against 24 BB and 1 HR allowed.
- 7 of his 20 earned runs came in his 2nd start of the season on May 22 at West Michigan...excluding the career-high 7-run outing, he posted a 1.46 ERA (13 ER, 80.0 IP) across his other 16 starts.
- Earned *Baseball America* Low Class A All-Star honors following the season.

2017

- Split his 1st professional season between Dominican Summer and AZL Padres (R), going 4-2 with a 2.25 ERA (14 ER, 56.0 IP) across his 9 outings (8 starts).

PERSONAL

- Son of Carlos Patiño Jimenez and Zulma Arzuza Rada, both college professors across Colombia over the last 25 years. Their jobs often took them hundreds of miles away from Patiño and his older sister, Silvia, for weeks and sometimes months at a time. In their parents' absence, the children were raised by their grandparents and 2 live-in nannies.
- Credits his velocity to focusing on developing his lower half long before turning pro, including running for 45 minutes every day at local soccer fields with his father in Colombia.
- Rose through the Padres system with former prospect and current Washington Nationals left-hander MacKenzie Gore at almost every stop in their careers from rookie ball through Double-A...Gore helped Patiño learn English and Patiño helped Gore with Spanish.

LUIS PATIÑO CAREER PITCHING

Season	Team	League	W	L	ERA	G	GS	CG	SV	SVO	IP	H	R	ER	HR	HB	BB	SO	WHIP	AVG	AB	WP	GDP	TBF	NP/S
2017	D-PAD	ROK	2	1	1.69	4	4	0	0	0	16.0	11	5	3	0	0	2	15	0.81	.193	57	2	1	60	98/88
2017	A-PAD	ROK	2	1	2.48	9	8	0	0	0	40.0	32	14	11	2	2	16	43	1.20	.213	150	4	1	168	318/244
2017	2 Teams	Minors	4	2	2.25	13	12	0	0	0	56.0	43	19	14	2	2	18	58	1.09	.208	207	6	2	228	416/332
2017	2 Teams	ROK	4	2	2.25	13	12	0	0	0	56.0	43	19	14	2	2	18	58	1.09	.208	207	6	2	228	416/332
2018	FW	A(Full)	6	3	2.16	17	17	0	0	0	83.1	65	25	20	1	5	24	98	1.07	.220	295	13	6	330	1310/814
2019	LE	A(Adv)	6	8	2.69	18	17	0	0	0	87.0	61	30	26	4	1	34	113	1.09	.192	318	8	0	357	1428/935
2019	AMA	AA	0	0	1.17	2	2	0	0	0	7.2	8	4	1	0	0	4	10	1.57	.258	31	0	0	35	134/97
2019	2 Teams	Minors	6	8	2.57	20	19	0	0	0	94.2	69	34	27	4	1	38	123	1.13	.198	349	8	0	392	1562/1032
2020	SD	MLB	1	0	5.19	11	1	0	0	0	17.1	18	10	10	3	1	14	21	1.85	.257	70	1	0	85	349/211
2021	DUR	AAA	3	1	3.07	7	7	0	0	0	29.1	23	10	10	2	2	11	41	1.16	.213	108	0	2	122	509/333
2021	TB	MLB	5	3	4.31	19	15	0	0	0	77.1	69	40	37	12	3	29	74	1.27	.232	298	7	4	333	1365/878
2022	F-RAY	ROK	0	0	3.00	2	2	0	0	0	3.0	3	1	1	0	0	0	6	1.00	.231	13	1	0	13	27/26
2022	DUR	AAA	3	2	4.50	9	9	0	0	0	34.0	32	19	17	6	1	13	34	1.32	.246	130	6	2	145	557/367
2022	TB	MLB	1	2	8.10	6	6	0	0	0	20.0	26	18	18	6	1	13	11	1.95	.313	83	0	0	98	388/247
2022	2 Teams	Minors	3	2	4.38	11	11	0	0	0	37.0	35	20	18	6	1	13	40	1.30	.245	143	7	2	158	584/394
2023	DUR	AAA	3	4	6.75	27	6	0	0	0	45.1	49	36	34	10	3	29	38	1.72	.271	181	3	5	217	835/516
2023	CLT	AAA	0	1	5.65	5	5	0	0	0	14.1	11	9	9	3	0	13	12	1.67	.220	50	1	2	64	247/132
2023	TB	MLB	0	0	9.00	2	0	0	0	0	4.0	5	4	4	2	0	2	5	1.75	.294	17	0	0	19	77/44
2023	CWS	MLB	0	1	3.57	7	1	0	0	0	17.2	16	8	7	1	0	12	13	1.58	.235	68	2	1	80	306/176
2023	2 Teams	Minors	3	5	6.49	32	11	0	0	0	59.2	60	45	43	13	3	42	50	1.71	.260	231	4	7	281	1082/648
2023	2 Teams	AAA	3	5	6.49	32	11	0	0	0	59.2	60	45	43	13	3	42	50	1.71	.260	231	4	7	281	1082/648
2023	2 Teams	MLB	0	1	4.57	9	1	0	0	0	21.2	21	12	11	3	0	14	18	1.62	.247	85	2	1	99	383/220
Career	3 Teams	MLB	7	6	5.02	45	23	0	0	0	136.1	134	80	76	24	5	70	124	1.50	.250	536	10	5	615	2485/1556
Career	8 Teams	Minors	25	21	3.30	100	77	0	0	0	360.0	295	153	132	28	14	146	410	1.23	.221	1333	38	19	1511	5463/3553

WILD CARD SERIES

Season	Team	League	W	L	ERA	G	GS	CG	SV	SVO	IP	H	R	ER	HR	HB	BB	SO	WHIP	AVG	AB	WP	GDP	TBF	NP/S
2020	SD	MLB	0	0	0.00	1	0	0	0	0	1.0	1	0	0	0	0	1	0	2.00	.250	4	0	0	5	17/10

DIVISION SERIES

Season	Team	League	W	L	ERA	G	GS	CG	SV	SVO	IP	H	R	ER	HR	HB	BB	SO	WHIP	AVG	AB	WP	GDP	TBF	NP/S
2020	SD	MLB	0	0	5.40	2	0	0	0	0	1.2	1	1	1	0	0	1	0	1.20	.167	6	0	0	7	28/18
2021	TB	MLB	0	1	7.71	2	0	0	0	0	2.1	2	2	2	1	0	1	2	1.29	.222	9	0	0	10	31/20
Career	2 Teams	MLB	0	1	6.75	4	0	0	0	0	4.0	3	3	3	1	0	2	2	1.25	.200	15	0	0	17	59/38

POSTSEASON (COMBINED)

Season	Team	League	W	L	ERA	G	GS	CG	SV	SVO	IP	H	R	ER	HR	HB	BB	SO	WHIP	AVG	AB	WP	GDP	TBF	NP/S
2020	SD	MLB	0	0	3.38	3	0	0	0	0	2.2	2	1	1	0	0	2	0	1.50	.200	10	0	0	12	45/28
2021	TB	MLB	0	1	7.71	2	0	0	0	0	2.1	2	2	2	1	0	1	2	1.29	.222	9	0	0	10	31/20
Career	2 Teams	MLB	0	1	5.40	5	0	0	0	0	5.0	4	3	3	1	0	3	2	1.40	.211	19	0	0	22	76/48

CAREER TRANSACTIONS

OPTIONS USED: 3/3

- 2016 Signed by SD as an international free agent, July 2
- 2020 Acquired by TB from CWS in exchange for Blake Hunt, Cole Wilcox and Francisco Mejía, December 29
- 2023 Acquired by CWS from TB in exchange for cash considerations, September 1
- Claimed off waivers by SD from CWS, December 22



GRAHAM PAULEY

NRI

Height: 6-2 Bats: L
Weight: 208 Throws: R

@gapauley7
graham_pauley
PAUL-ee

80
INF

Full Name	Graham Austin Pauley
Date of Birth	September 24, 2000 in Milton, Georgia
Current Residence	Alpharetta, Georgia
2024 Opening Day Age	23
MLB Service Time	0.000
How Obtained	Signed as a 13th-round selection in the 2022 First-Year Player Draft on July 26, 2022
Contract Status	Signed through 2024

QUICK HITS

- Earned Padres 2023 Minor League Player of the Year, pacing all Padres farmhands in hits (148), triples (5), home runs (23), RBI (94) and total bases (259).
- Posted a .300+ batting average at each of his 3 stops of the Padres' farm system in 2023, and owned a career .302 average across his first 159 minor league games from 2022-23.
- Converted 28 of his 36 career stolen base attempts (77.8%)
- The Duke University standout entered 2024 rated as the Padres No. 11 prospect by both Baseball America and MLB Pipeline.

2023 SEASON

- Earned the Padres 2023 Minor League Player of the Year award in his 2nd professional season between Single-A Lake Elsinore, High-A Fort Wayne and Double-A San Antonio...slashed .308/.393/.539 with an organization-best 152 WRC+ across 127 games, along with a combined 32 2B, 23 HR, 94 RBI and 97 runs scored.
- Posted a .300+ AVG at all 3 stops, beginning with a .309 clip (71-for-230) with 14 2B, 5 3B, 4 HR, 36 RBI and 12 stolen bases across 62 games for LE from April 6-June 25.
- Opened the season garnering California League Player of the Month honors for the month of April, slashing .371/.482/.557 while leading the league in OBP (.482) and ranking second in AVG, hits (26) and OPS (1.039).
- Hit safely in a career-high 13 consecutive games from May 31-June 15 at a .393 clip (24-for-61).
- Earned Cal League Player of the Week honors on June 4... posted 6 consecutive multi-hit efforts from June 1-7, hitting .500 (15-for-30) with 13 XBH (5 2B, 2 3B, 2 HR) with 9 RBI over the stretch.
- At the time of his promotion to Fort Wayne on June 27, Pauley ranked 4th in the Cal League in OBP (.422) and 7th in AVG (.309).
- Played in 45 games for FW and amassed 8 2B, 16 HR, 46 RBI at a .300 clip (51-for-170) to go along with 8 SB.
- Recorded his first multi-HR game to go with a career-high 5 RBI in his High-A debut with the TinCaps on June 29 at Lake County.

ACCOLADES

Padres Minor League Player of the Year (2023, SD)

MidB Organization All-Star (2022, SD)

California League Post-Season All-Star (2023, Lake Elsinore)

California League Player of the Month (April 2023, Lake Elsinore)

Midwest League Player of the Week (August 6, 2023 - Fort Wayne)

California League Player of the Week (June 4, 2023 - Lake Elsinore)

- Had just 6 hits in 32 at-bats (.188 AVG) in his first 9 games with the TinCaps from June 29-July 6 before hitting safely in 27 of his final 36 games with FW, going 45-for-108 (.417 AVG) at the dish from July 7-Aug. 20.
- Capped his stint with the TinCaps tabbing Midwest Player of the Week accolades on August 6, his 2nd weekly award of the campaign.
- Posted multi-hit efforts in 12 of his final 21 contests with the TinCaps from July 28-Aug. 20, including an 8-game consecutive hit streak in his final 8 contests from Aug. 12-20 before being promoted to Double-A San Antonio on Aug. 22, where he played for the remainder of the season.
- Hit safely in 15 of his 20 games for the Missions, batting .321 (26-for-81) with 10 2B, 3 HR and 12 RBI.
- Between all 3 stops of the Padres' farm system, he spent the majority of his season at 3B (85 appearances, 83 starts), as well as 17 appearances (all starts) at 2B, 14 appearances (13 starts) in left field and 13 appearances (12 starts) as the DH.
- Following the season, he played in 21 games for Peoria in the Arizona Fall League and hit .238 with 4 2B, 5 HR, 20 RBI, 4 steals and 14 runs scored...the 20 RBI T-4th in the AFL in RBI and the 5 HR T-5th.
- Went 1-for-4 with 3 RBI and a run scored in Peoria's 12-9 win over Scottsdale in the play-in game...went 0-for-1 as a pinch-hitter in the championship loss.

2022

- Posted more walks (21) than strikeouts (17) in his first professional season between the Arizona Complex League Padres (R) and Single-A Lake Elsinore.
- Hit .217 with 3 2B, 1 3B, 2 HR, 12 RBI and 9 runs scored across his 15 ACL games.

GRAHAM PAULEY



NRI



- Assigned to Lake Elsinore on August 22 where he hit safely in 12 of his 17 games at a .328 clip (19-for-58) with 4 2B, 2 HR, 13 RBI and 14 runs scored.
- Between the ACL Padres and the Storm, he made 21 app. (18 starts) at 2B and 9 appearances (8 starts) at 3B.

games (25 starts) as a sophomore in 2021, helping the Blue Devils win 12 straight heading into NCAA postseason play, the longest winning streak by a Duke team since 1998...did not see action in the 2020 season that was cut short by the COVID-19 pandemic.

- Rated as the No. 2 third baseman in the state of Georgia and 37th-ranked prospect in the state by Perfect Game USA...attended Milton High School (GA), where he batted .446, slugged .584 and sported a .491 on-base percentage on his way to being named the 7A Player of the Year his junior season...was a 2-sport athlete who also competed in football, and a scholar-athlete who was regarded as an AP Scholar and a member of the National Honor Society...also served as a member of the Young Men's Service League.

PERSONAL

- Son of Timothy and Jennifer Pauley...has one brother, Owen, and one sister, Ella.
- As a junior at Duke University in 2022, he started all 54 games at third base and slashed .292/.402/.495, leading the team in AVG, hits (62) and walks (32)...saw action in 30

GRAHAM PAULEY CAREER BATTING

Season	Team	League	AVG	G	AB	R	H	2B	3B	HR	RBI	BB	SO	SB	CS	OBP	SLG	OPS	PA	HBP	SAC	SF	GIDP
2022	A-PAD	ROK	.213	15	47	9	10	3	1	2	12	9	7	0	0	.333	.447	.780	57	0	0	1	0
2022	LE	A	.328	17	58	14	19	4	0	2	13	12	10	6	3	.458	.500	.958	72	2	0	0	1
2022	2 Teams	Minors	.276	32	105	23	29	7	1	4	25	21	17	6	3	.403	.476	.879	129	2	0	1	1
2023	LE	A	.309	62	230	50	71	14	5	4	36	40	40	12	3	.422	.465	.887	276	5	1	0	2
2023	FW	A+	.300	45	170	33	51	8	0	16	46	13	41	8	2	.358	.629	.987	187	3	0	1	1
2023	SA	AA	.321	20	81	15	26	10	0	3	12	7	12	2	0	.375	.556	.931	88	0	0	0	1
2023	3 Teams	Minors	.308	127	481	98	148	32	5	23	94	60	93	22	5	.393	.538	.931	551	8	1	1	4
Career	4 Teams	Minors	.302	159	586	121	177	39	6	27	119	81	110	28	8	.395	.527	.922	680	10	1	2	5

CAREER TRANSACTIONS

OPTIONS USED: 0/3

2022 Signed by SD as a 13th-round selection in the First-Year Player Draft, July 26



WANDY PERALTA

Height: 6-1 Bats: L
Weight: 220 Throws: L

@WandyPeralta58

wandyperalta58

58

LHP

Full Name	Wandy Luis Peralta
Date of Birth	July 27, 1991 in San Francisco de Macoris, Dominican Republic
Current Residence	San Francisco de Macoris, Dominican Republic
2024 Opening Day Age	32
MLB Service Time	6.168
MLB Debut	September 4, 2016 vs. STL (with CIN)
How Obtained	Signed as a Major League free agent through the 2027 season on February 9, 2024, which includes three player options, allowing a player opt-out or extension of the contract after 2024, 2025 and 2026 seasons
Contract Status	Signed through 2027

QUICK HITS

- In 2023 with the Yankees, made 63 relief appearances and held opposing hitters to a career-best .190 average (36-for-189) with a 2.83 ERA (17 ER, 54.0 IP).
- Joins fellow pitchers and former NYY teammates Michael King, Jhony Brito, Randy Vásquez, RHP Drew Thorpe and C Kyle Higashioka to swap out Yankees' pinstripes in 2023 for Padres brown and gold in 2024.
- San Diego is Peralta's 4th Major League club, formerly playing with the Reds (2016-19), Giants (2019-21), and Yankees (2021-23).
- In parts of 8 Major League seasons, entered 2024 with a 19-18 record and 3.88 ERA (149 ER, 345.2 IP) in 385 career appearances (1 start) with 13 saves, 82 games finished, 291 strikeouts, 8.1 H/9.0 IP, and a .241 (311-for-1,293) opponents' AVG.
- Made 7 consecutive Opening Day rosters with CIN (2017-19), SF (2020-21) and NYY (2022-23).
- All 7 of his career Postseason appearances came in 2022, when he became the 6th NYY pitcher (7th instance) to pitch in at least 6 of the club's 1st 7 games in a single Postseason (Mariano Rivera did so twice in '04 and '09).

2023 SEASON

- Made 63 relief appearances for the Yankees, holding opposing hitters to a career-best .190 average (36-for-189) and going 4-2 with four saves, a 2.83 ERA (17 ER, 54.0 IP), and a 1.22 WHIP.
- Held left-handed hitters to a .138 (11-for-80) opponent average, ranking 3rd-lowest in the American League (min. 50 batters faced), and righties hit .229 (25-for-109) against him.
- His 51 strikeouts and 63 appearances were both his 2nd-most in a single campaign, shy of his 57 punchouts and 69 appearances in his first full Major League season in 2017.
- Allowed just 6.00 hits per 9.0 innings pitched, leading the Yankees' staff and ranked 6th-best in the AL among those with as many appearances.
- Held the opposition to a .159 (7-for-44) average while pitching with runners in scoring position, tying for the 8th-

lowest opponent clip with RISP in the AL (min. 53 batters faced).

- Was scoreless in 52 of his 63 overall appearances, including 30 of his final 36 outings before he landed on the 15-day Injured List on September 22 with a left triceps strain, missing the final 12 games of the season.

2022

- In 56 relief appearances with the Yankees, went 3-4 with four saves and a 2.72 ERA (17 ER, 56.1 IP), 47 punchouts and 17 walks allowed...opponents batted .208 (42-for-202, 2 HR) against him (lefties hit .155 and righties hit .237).
- Among left-handed pitchers, his .155 opponents' batting average vs. LHB was T-8th-lowest in the Majors and T-6th-lowest in the AL (min. 75 BF).
- Among relievers with at least 50.0 innings pitched in 2022, his 2 HR allowed were T-4th-fewest in the Majors and T-2nd-fewest in the AL...posted a 0.32 HR/9.0IP ratio.
- Tossed at least 1.1 IP in 15 appearances, and 13 of those 15 appearances were scoreless.
- Struck out former Padre Jorge Mateo swinging in the seventh inning on May 19 @ BAL for his 200th career strikeout.
- Recorded a save in consecutive appearances for the 1st time in his career on August 23 vs. NYM and August 26 @ OAK.
- Did not allow a walk in 16 consecutive appearances from August 23 through Game 2 of the ALCS.
- Was placed on the 15-day IL on September 22 (retroactive to September 19) with left thoracic spine tightness, missing the remainder of the regular season.

POSTSEASON: All 7 of his career Postseason appearances came in 2022, recording 1 save with a 3.12 ERA (3 ER, 8.2 IP) and 8 strikeouts...was just the 6th Yankees pitcher (7th time) to pitch in at least 6 of the Yankees' first 7 games of a Postseason, joining Adam Ottavino (7 in 2019), Tommy Kahnle (6 in 2019), Mariano Rivera (6 in 2004 and 2009), Tom Gordon (6 in 2004), and Sparky Lyle (6 in 1977).

- Made his 1st-career Postseason appearance in ALDS Game 1 vs. CLE, tossing 1.1 scoreless innings (1 SO)...recorded 1 save and a 3.00 ERA (6.0IP, 2ER) in 5 games during the ALDS vs. CLE...was the 1st Yankees pitcher to appear in all 5 games of an ALDS and the 1st pitcher since Tampa

WANDY PERALTA



Bay's Colin Poche in 2019...his 7 SO during the ALDS were T-4th-most by a Yankees reliever in a division series, trailing only Aroldis Chapman (10 SO in 2017), Goose Gossage (8 SO in 1981) and Mariano Rivera (8 SO in 1995)...he pitched 3 straight days in ALDS Games 2-4, becoming the 1st Yankees pitcher to do so in the Postseason since Tommy Kahnle from October 17-19, 2019 (ELIAS)...recorded 1st-career Postseason save in ALDS Game 4 @ CLE (1.0 IP, 1 SO).

2021

- In 56 games (one start) between the Giants and Yankees, went 5-4 with a 3.35 ERA...opponents batted .251 (49-for-195) against him between the two clubs.
- Began the season with SF, going 2-1 with two saves and a 5.40 ERA (5 ER, 8.1 IP) in 10 relief appearances...went 3-3 with a 2.95 ERA (14 ER, 42.2 IP) in 46 appearances (one start) with the Yankees...32 of his 46 outings with the Yankees were scoreless.
- Recorded his first career save on April 7 at San Diego, tossing a perfect 10th inning (1K).
- Was acquired by the Yankees from the San Francisco Giants along with a PTBNL (infielder Connor Cannon) in exchange for OF Mike Tauchman on April 27...was added to the Yankees' roster prior to the game on April 29.
- Did not allow a run in his first 6 games with the Yankees from April 30-May 14.
- Was placed on the 10-day IL on June 26 (retroactive to June 23) with a low back strain...reinstated prior to Game 1 on July 4 vs. the Mets as the "27th-man."
- Placed on the COVID-19 injured list on July 15 and missed 18 team games...made 3 rehab app. (1 start) with Double-A Somerset, going 1-0 over 3.1 scoreless innings (1H, 1BB, 5K)...was reinstated on August 5.
- After being reinstated from the COVID-19 IL on August 5, went 2-2 with 3 saves, a 1.42 ERA (4 ER, 25.1 IP) and 25 strikeouts in his final 24 games (one start)...his 1.42 ERA was the 7th-lowest in the AL and the 11th-lowest in the Majors over that span.
- Made his 1st career start on August 6 vs. SEA and tossed 1.2 scoreless innings...the start came after making his first 242 career appearances as a reliever...according to ELIAS, was just the 2nd Yankee to ever start a game after making his 1st 242 appearances out of the bullpen, joining Mike Stanton (made his 1st-career start on May 9, 1999 vs. SEA after making his 1st 552 career appearances as a reliever).
- In MLB's "Field of Dreams" game in Dyersville, Iowa against CWS on August 12, did not allow a hit over a season high-tying 2.0 innings of relief (0 R, 1 BB, 3 SO)...also tossed 2.0 IP on September 12 @ NYM (1 H, 1 ER, 1 HR, 2 BB, 2 SO).
- Made the Yankees' AL Wild Card Game roster but did not pitch...following the season, pitched for the Águilas Cibaenías in the Dominican Winter League, going 3-0 with a 3.72 ERA in 11 relief appearances.

2020

- Made 25 relief appearances for the San Francisco Giants, going 1-1 with a 3.29 ERA (10 ER, 27.1 IP) in two stints with the club (July 23-Sept. 18 and Sept. 19-27).
- Opponents batted .220 (22-for-100, 3HR)...lefties hit .171 (7-for-41) while righties hit .254 (15-for-59).
- His 25 relief app. were tied for the 9th-most in the NL...struck out at least one batter in 19 of his 25 games.
- Was optioned to the Alternate Training Site on Sept. 18 but was recalled the following day.

2019

- Combined to make 47 relief appearances with the Reds and Giants, going 1-1 with a 5.67 ERA (25 ER, 39.2 IP).
- Spent the majority of the season with the Reds, going 1-1 with a 6.09 ERA (23 ER, 34.0 IP) in 39 relief appearances over three stints.
- Did not allow a run in his first nine appearances of the season from March 31-April 21, and he did not allow a run in 22 of his first 26 relief appearances.
- Struck out Tyler O'Neill swinging in the 7th inning on April 28 @STL to collect his 100th career strikeout.
- Made 24 relief appearances with the Reds before being optioned to Triple-A Louisville on May 28...recalled from Triple-A Louisville on May 31.
- Placed on the 10-day IL on June 15 with a right hip flexor strain and missed 20 team games...made 1 rehab appearance with Triple-A Louisville before being reinstated from the injured list on July 12.
- Was optioned to Triple-A Louisville on August 5...made 11 relief appearances for Louisville, posting a 3.60 ERA before being recalled on Sept. 1.
- Claimed off waivers by the Giants on Sept. 7...made eight relief appearances for SF, posting a 3.18 ERA...did not allow a run in 7-of-8 appearances with the Giants.

2018

- Went 2-2 with a 5.36 ERA (27 ER, 45.1 IP) in 59 relief appearances over two stints with the Reds.
- Did not allow a home run in a career-long 37 straight games from September 19, 2017-June 3, 2018.
- Recorded his first career plate appearance on April 23 vs. ATL (struck out).
- Made 13 relief appearances for Triple-A Louisville, going 1-0 with a 3.14 ERA...recalled from Louisville on July 27 and spent the rest of the season at the Major League level, going 1-0 with a 3.94 ERA in 22 relief appearances.
- Following the season, pitched for the Águilas Cibaenías in the Dominican Winter League, posting a 2.25 ERA in 11 relief appearances.

WANDY PERALTA

2017

- In his first full Major League season, went 3-4 with a 3.76 ERA (27 ER, 64.2 IP) in 69 relief appearances with the Reds... opponents batted .227 (53-for-233) against him.
- Led all Major League rookies in games pitched and ranked 2nd on the Reds' pitching staff (Michael Lorenzen - 70 G).
- Earned his 1st ML win on April 30 @ STL (1.0 IP, 2 SO).

2016

- Saw his 1st big league action, posting a 8.59 ERA (7 ER, 71) in 10 relief app. with the Reds as a September call up.
- Spent the majority of the season in the minors, combining with Double-A Pensacola and Triple-A Louisville to go 4-2 with 3 saves and a 2.50 ERA (21 ER, 75.2 IP) in 50 games (2 starts).
- Began the year with Pensacola, going 0-1 with a 3.06 ERA in 13 relief appearances...promoted to Triple-A on May 13 and went 4-1 with 3 saves and a 2.33 ERA in 37 games (2 starts).

- Signed to a Major League contract and selected to the ML roster from Louisville on September 2.
- Made his Major League debut on September 4 vs. STL (1.0 IP, 1 BB, 1K)...struck out Jedd Gyorko swinging in the seventh for his 1st-career strikeout.

2010-15

- In **2015**, went 7-7 with a 5.09 ERA in 29 appearances (20 starts) with Double-A Pensacola...following the season, made 29 relief appearances for the Águilas Cibaenias in the Dominican Winter League, going 1-1 with a 3.48 ERA.
- Spent the entire **2014** season with Single-A Bakersfield, going 7-12 with a 4.82 ERA in 28 starts...made 44 appearances (4 starts) in **2013** with Single-A Dayton, going 2-7 with 1 save and a 3.80 ERA.
- Went 3-6 with a 6.55 ERA in 14 games (4 starts) with the Rookie-Level AZL Reds in **2012**...in 12 starts with the DSL Reds in **2011**, went 6-1 with a 2.05 ERA...made his professional debut in **2010** with the DSL Reds, going 3-3 with a 2.24 ERA in 15 games (7 starts).

WANDY PERALTA



WANDY PERALTA CAREER PITCHING

Season	Team	League	W	L	ERA	G	GS	CG	SV	SVO	IP	H	R	ER	HR	HB	BB	SO	WHIP	AVG	AB	WP	GDP	TBF	NP/S
2010	D-RED	ROK	3	3	2.24	15	7	0	0	0	52.1	38	21	13	1	0	21	40	1.13	.205	185	13	5	211	359/268
2011	D-RED	ROK	6	1	2.05	12	12	0	0	0	61.1	48	17	14	0	6	29	55	1.26	.221	217	5	7	255	469/332
2012	A-RED	ROK	3	6	6.55	14	4	0	0	2	45.1	62	47	33	3	2	22	40	1.85	.307	202	7	4	227	389/289
2013	DAY	A(Full)	2	7	3.80	44	4	0	1	3	85.1	91	45	36	9	2	41	79	1.55	.274	332	14	6	383	711/513
2014	BAK	A(Adv)	7	12	4.82	28	28	0	0	0	142.0	164	92	76	19	3	55	93	1.54	.290	565	13	12	631	1164/841
2015	PNS	AA	7	7	5.09	29	20	0	0	0	116.2	129	74	66	7	7	60	80	1.62	.288	448	8	21	524	1932/1176
2016	PNS	AA	4	1	3.06	13	0	0	0	0	17.2	17	6	6	1	0	3	20	1.13	.250	68	2	1	73	260/175
2016	LOU	AAA	4	1	2.33	37	2	0	3	7	58.0	44	18	15	2	2	23	38	1.16	.216	204	2	7	234	875/550
2016	CIN	MLB	0	0	8.59	10	0	0	0	0	7.1	11	7	7	1	1	7	5	2.45	.355	31	0	0	39	133/75
2016	2 Teams	Minors	4	2	2.50	50	2	0	3	7	75.2	61	24	21	3	2	26	58	1.15	.224	272	4	8	307	1135/725
2017	CIN	MLB	3	4	3.76	69	0	0	0	2	64.2	53	28	27	8	1	24	57	1.19	.227	233	4	6	263	1017/641
2018	LOU	AAA	1	0	3.14	13	0	0	0	0	14.1	13	5	5	1	0	7	10	1.40	.255	51	0	4	59	229/145
2018	CIN	MLB	2	2	5.36	59	0	0	0	0	45.1	58	32	27	2	2	31	31	1.96	.302	192	0	4	227	867/536
2019	LOU	AAA	0	0	3.27	12	0	0	0	0	11.0	11	4	4	0	1	1	7	1.09	.262	42	0	1	44	156/108
2019	CIN	MLB	1	1	6.09	39	0	0	0	1	34.0	36	23	23	10	2	15	27	1.50	.275	131	0	3	151	573/350
2019	SF	MLB	0	0	3.18	8	0	0	0	0	5.2	4	2	2	1	0	1	5	0.88	.200	20	0	1	21	84/54
2019	2 Teams	MLB	1	1	5.67	47	0	0	0	1	39.2	40	25	25	11	2	16	32	1.41	.265	151	0	4	172	657/404
2020	SF	MLB	1	1	3.29	25	0	0	0	1	27.1	22	13	10	3	2	11	25	1.21	.220	100	0	2	114	488/294
2021	SOM	AA	1	0	0.00	3	1	0	0	0	3.1	1	0	0	0	0	1	5	0.60	.091	11	0	0	12	48/30
2021	SF	MLB	2	1	5.40	10	0	0	2	3	8.1	11	5	5	1	0	3	8	1.68	.333	33	1	2	37	139/94
2021	2 Teams	MLB	3	3	2.95	46	1	0	3	3	42.2	38	19	14	5	1	18	35	1.31	.235	162	3	4	182	669/423
2021	2 Teams	MLB	5	4	3.35	56	1	0	5	6	51.0	49	24	19	6	1	21	43	1.37	.251	195	4	6	219	808/517
2022	NY Yankees	MLB	3	4	2.72	56	0	0	4	9	56.1	42	19	17	2	1	17	47	1.05	.208	202	2	8	223	816/513
2023	NY Yankees	MLB	4	2	2.83	63	0	0	4	7	54.0	36	19	17	7	6	30	51	1.22	.190	189	1	4	227	878/523
Career	3 Teams	MLB	19	18	3.88	385	1	0	13	26	345.2	311	167	149	40	16	157	291	1.35	.241	1293	11	34	1484	5664/3503
Career	7 Teams	Minors	34	38	3.97	220	78	0	4	12	607.1	618	329	268	43	23	263	467	1.45	.266	2325	64	68	2653	6592/4427

DIVISION SERIES

Season	Team	League	W	L	ERA	G	GS	CG	SV	SVO	IP	H	R	ER	HR	HB	BB	SO	WHIP	AVG	AB	WP	GDP	TBF	NP/S
2022	NY Yankees	MLB	0	0	3.00	5	0	0	1	1	6.0	4	2	2	0	0	0	7	0.67	.190	21	0	1	21	73/53

LEAGUE CHAMPIONSHIP SERIES

Season	Team	League	W	L	ERA	G	GS	CG	SV	SVO	IP	H	R	ER	HR	HB	BB	SO	WHIP	AVG	AB	WP	GDP	TBF	NP/S
2022	NY Yankees	MLB	0	0	3.38	2	0	0	0	0	2.2	5	1	1	0	0	1	1	2.25	.417	12	0	0	13	54/34

POSTSEASON (COMBINED)

Season	Team	League	W	L	ERA	G	GS	CG	SV	SVO	IP	H	R	ER	HR	HB	BB	SO	WHIP	AVG	AB	WP	GDP	TBF	NP/S
2022	NY Yankees	MLB	0	0	3.12	7	0	0	1	1	8.2	9	3	3	0	0	1	8	1.15	.273	33	0	1	34	127/87

CAREER TRANSACTIONS

OPTIONS USED: 2/3

2009 Signed by CIN as an international free agent, August 17

2019 Claimed off waivers by SF from CIN, September 7

2021 Acquired by NYY from SF along with a player to be named later (INF Connor Cannon) in exchange for OF Mike Tauchman, April 27

2024 Signed as a Major League free agent through the 2027 which includes three player options, allowing a player opt-out or extension of the contract after 2024, 2025, and 2026 seasons, February 9



ROBERT PEREZ JR.

NRI

Height: 6-1 Bats: R
Weight: 226 Throws: R

78

OF

@RobertPerezJr_

RobertPerezJr_

Full Name	Robert Alexander Perez Jr.
Date of Birth	June 26, 2000 in Barquisimeto, Venezuela
Current Residence	Cabudare, Lara, Venezuela
2024 Opening Day Age	23
MLB Service Time	0.000
How Obtained	Signed as a minor league free agent on from ARI on November 17, 2023
Contract Status	Signed through 2024

QUICK HITS

- Joined the Padres organization for the 2024 campaign as a minor league free agent after spending the previous 7 seasons in the Seattle Mariners farm system.
- Played in a total of 519 minor league games SEA, reaching the Triple-A level in 2019 with Tacoma. Has made 233 appearances at first base, 172 in the outfield and 10 and third base.
- Earned the Mariners' Ken Griffey Jr. Minor League Hitter of the Year award in 2022, posting career highs in nearly every offensive category between Low-A Modesto and High-A Everett.
- After having only played rookie ball in the Dominican Summer League from 2017-18, he made the jump to Triple-A Tacoma to begin the 2019 season for 19 games (.250 AVG) before spending the remainder of the season with High-A Everett.

2023 SEASON

- In his 7th and final season with the Seattle Mariners organization, he spent the majority of the campaign with Double-A Arkansas, hitting .248 (112-for-452) with 22 2B, 4 3B, 17 HR, 55 runs scored and 61 RBI across 117 games.
- Hit safely in 32 of his first 52 games played at a .263 clip (52-for-198) with 10 HR from April 16-June 16 before landing on the 7-day IL on June 17...enjoyed a 7-game hitting streak from June 8-15 with 6 multi-hit efforts at a .400 clip (12-for-30) prior to the injury.
- Played a 3-game rehab assignment with the ACL Mariners from June 23-27 before being reinstated from the IL on July 7.
- Reinstated from the IL 2 days prior to the All-Star break... played in 56 2nd-half games and hit .233 (51-for-219 after the All-Star break.
- Posted a season-high 11-game hitting streak from Aug. 6-18 at a .326 clip, 1 game shy of his career-high 12 game hit streak during the 2021 campaign...posted a season-high 4 hits on Aug. 10 vs. Midland, his 2nd-career 4-hit game and 1 shy of his career-high 5-hit performance on July 25, 2021 at Fresno for Single-A Modesto.
- Made 58 appearances (57 starts) in RF, 30 (all starts) in LF, 16 (all starts) as the DH, and 14 (all starts) at 1B...posted a .979 fielding percentage (6 errors, 282 total chances).

ACCOLADES

MiLB Organizational All-Star (2022, SEA)

Northwest League Player of the Week (2x, August 18, 2019 & September 11, 2022)

- His 152 strikeouts were a career high and were T-10th most among all Double-A players.
- Following the season, played in 6 games for Cardenales de Lara of the Venezuelan Winter League, going 5-for-22 at the dish (.227).

2022

- Received the Mariners Ken Griffey Jr. Minor League Hitter of the Year Award, posting career highs in nearly every offensive category.
- Split the season between Low-A Modesto (92 G) and High-A Everett (35 G), posting a combined .921 OPS with 24 2B, 2 3B, 27 HR, 114 RBI and 100 runs scored.
- Among all Single-A Players in '22, he ranked 1st in RBI, 2nd in HR, 3rd in total bases (243), T-3rd in runs scored and 6th in SLG (.523) and OPS.
- Tied his career high with 7 RBI on July 31 vs. Fresno.
- 5 of his 8 career multi-HR games game in '22, highlighted by a career-high 3 HR on April 15 @ Stockton.
- Named Northwest League Player of the Week honors for the final week of the season on Sept 11...hit safely in 19 of his final 22 games, hitting .360 (27-for-75) with 8 XBH (3 2B, 1 3B, 4 HR), 17 RBI and 14 runs scored.
- Appeared in 19 games for the Peoria Javelinas in the Arizona Fall League following the season, hitting .231 (15-for-65) at the dish with 5 XBH (1 2B, 1 3B, 3 HR), 14 RBI and 10 runs scored.

2021

- Spent the season with Single-A Modesto and ranked among the Low-A West League leaders in hit by pitch (1st, 17), RBI (2nd, 77), at-bats (4th, 401), hits (5th, 113), total bases (5th, 183) and home runs (T-8th, 15).
- Posted a career-high 12-game hitting streak from Aug. 28-Sept. 18, going 17-for-59 at the dish (.288) with 3 2B, 2 HR, 9 RBI, 9 runs scored, 8 BB and 4 HBP.

ROBERT PEREZ JR.



2017-20

- Did not play in **2020** due to the COVID-19 pandemic.
- Split the **2019** season between Triple-A Tacoma (May 24-June 19), Short-A Everett (June 20-July 22 & July 26-end of the season) and Rookie AZL Mariners (July 23-25)...among Northwest League leaders, ranked 4th in RBI (36), T-7th in HR (7) and T-10th in HBP (7)...named Northwest League Player of the Week from Aug. 12-18, going 12-for-26 at the dish (.462) with 2 2B, 2 HR, 8 RBI and 6 runs scored.

- Completed his 2nd season with the Dominican Summer League Mariners in **2018**, playing in 32 games while hitting .248 (26-for-105) at the dish...made his professional debut with the DSL Mariners in **2017**, playing in 66 games and hit .217 (54-for-249).

ROBERT PEREZ JR. CAREER BATTING

Season	Team	League	AVG	G	AB	R	H	2B	3B	HR	RBI	BB	SO	SB	CS	OBP	SLG	OPS	PA	HBP	SAC	SF	GDP
2017	D-MRN	ROK	.217	66	249	27	54	14	0	4	35	19	68	6	2	.282	.321	.603	277	5	0	4	3
2018	D-MRN	ROK	.248	32	105	14	26	6	0	5	18	18	34	1	3	.378	.448	.826	127	4	0	0	3
2019	A-MRN	ROK	.182	3	11	2	2	1	0	0	2	0	5	0	0	.182	.273	.455	11	0	0	0	0
2019	EVE	A(Short)	.233	54	206	31	48	9	0	7	36	23	68	1	1	.325	.379	.704	240	7	0	4	2
2019	TAC	AAA	.250	19	64	9	16	3	1	3	8	4	24	0	0	.304	.469	.773	69	1	0	0	1
2019	3 Teams	Minors	.235	76	281	42	66	13	1	10	46	27	97	1	1	.316	.395	.711	320	8	0	4	3
2021	MOD	A	.282	98	401	62	113	21	2	15	77	34	114	0	0	.359	.456	.815	457	17	0	5	8
2022	MOD	A	.270	92	345	78	93	18	1	20	87	48	108	5	0	.369	.501	.870	415	12	0	10	5
2022	EVE	A+	.342	35	120	22	41	6	1	7	27	23	34	1	1	.477	.583	1.060	153	9	0	1	2
2022	2 Teams	Minors	.288	127	465	100	134	24	2	27	114	71	142	6	1	.398	.523	.921	568	21	0	11	7
2023	A-MRN	ROK	.300	3	10	2	3	0	0	1	1	2	3	0	0	.417	.600	1.017	12	0	0	0	0
2023	ARK	AA	.242	117	450	56	109	22	4	16	62	38	155	2	2	.321	.416	.737	508	16	0	4	18
2023	2 Teams	Minors	.243	120	460	58	112	22	4	17	63	40	158	2	2	.323	.420	.743	520	16	0	4	18
Career	6 Teams	Minors	.258	519	1961	303	505	100	9	78	353	209	613	16	9	.346	.437	.783	2269	71	0	28	42

CAREER TRANSACTIONS

OPTIONS USED: 0/3

2016 Signed by SEA as an international free agent, July 7

2023 Signed by SD as a minor league free agent, November 17



KEVIN PLawecki

NRI

Height: 6-2 Bats: R
Weight: 228 Throws: R

plu-WECK-ee
kplawecki26

24

C

Full Name	Kevin Jeffrey Plawecki
Date of Birth	February 26, 1991 in Hinsdale, Illinois
Current Residence	Queen Creek, Arizona
2024 Opening Day Age	33
MLB Service Time	6.167
MLB Debut	April 21, 2015 vs. ATL (with NYM)
How Obtained	Signed as a minor league free agent on December 30, 2023
Contract Status	Signed through 2024

QUICK HITS

- 2023 marked his first minor league action since 2018, splitting the season between the Triple-A squads of WSH, SD and TEX.
- Entered 2024 with 6.167 years of Major League service time. Made a total of 406 big league appearances (345 starts) behind the plate with a .995 fielding percentage (15 errors in 3,216 total chances) between NYM (2015-18), CLE (*19), BOS (2020-22) and TEX (*22).
- Hit safely in a career-best 10 straight games for the Red Sox from Sept. 19, 2020 to April 17, 2021, going 14-for-33 (.424) at the dish.
- Hit .341 in 24 games for the Red Sox during the 2020 COVID-shortened campaign. Recorded at least 1 hit in each of his first 5 games with an at-bat, the longest season-opening hit streak by a BOS catcher since Tony Peña in 1990.
- Selected 35th overall in the First Round of the 2012 First-Year Player Draft by the Mets (was a compensatory pick for the loss of free agent Jose Reyes).
- Ranked by *Baseball America* as the Mets' No. 21 prospect in 2013, No. 5 in 2014 and No. 5 in 2015, including the No. 63 prospect in all of baseball in '15.
- Started at catcher for Team USA at the 2014 All-Star Futures Game at Target Field

2023 SEASON

- Played in 67 games for the Triple-A squads of WSH, SD and TEX, hitting a combined .272 (65-for-239) with 19 XBH (14 2B, 1 3B and 4 HR), 29 RBI and 28 runs scored...it was his first minor league action since 2018 with Triple-A Las Vegas of NYM.
- Posted a .996 fielding percentage behind the dish (2 errors, 466 total chances)...threw out 15 of 88 baserunners on stolen base attempts (17.0 caught stealing percentage).
- Began the season with PIT and received an invite to their Major League Spring Training...exercised the opt-out clause in his contract after not making the Pirates' Opening Day roster and was released on March 27.
- Signed a minor league deal with WSH on April 3 and was assigned to Triple-A Rochester, where he hit .256 (21-for-82) with 4 2B, 1 HR, 6 RBI and 8 runs scored across 24 games...committed 0 errors in 225 chances...released by WSH on

May 16.

- Signed with SD as a minor league free agent on May 20 and played in 33 games for Triple-A El Paso, batting .276 with 9 2B, 1 3B, 3 HR, 21 RBI and 19 runs scored.
- Made 20 appearances (19 starts) behind the dish for the Chihuahuas and committed just 1 error in 186 total chances (.995 fielding percentage)...also made 11 appearances (all starts) as the DH, and 2 app. (1 start) at 1B.
- Traded to TEX on July 28 in exchange for cash considerations...played in 10 games (6 at catcher, 4 as the DH) for Triple-A Round Rock before being released by TEX on Aug. 15...hit .294 (10-for-34) with RR while committing just 1 error in 55 chances (.982 fielding percentage) behind the dish...also made 4 app. (all starts as the DH).
- Collected multi-hit efforts in 3 consecutive games on 3 occasions (May 10-13, June 20-22 and July 19-29).

2022

- Hit a combined .220 (37-for-168) with 8 2B, 1 HR and 13 RBI in 63 games between BOS and TEX.
- Spent the majority of the season with BOS (61 games), where he was a member of the team's Opening Day roster for the 3rd straight year (6th time overall in his career).
- Tossed 1.0 scoreless inning of relief in the 7th pitching appearance of his career on May 1 at BAL.
- Connected for his only home run on May 26 at CWS.
- Hit .298 (17-for-57) in his final 20 games for the Red Sox from Aug. 4 to Sept 16.
- Designated for assignment on Sept. 17 and released on Sept 19.
- Signed by TEX on Sept. 21, making a total of 3 starts behind the plate to end the season.
- Charged with just 1 error in 446.2 innings behind the plate in 61 appearances (49 starts) between BOS and TEX.
- Threw out just 3 of 46 baserunners on stolen base attempts (6.5 CS%).
- Hit .252 with a .650 OPS vs. right-handed pitching compared to a .133 clip and .360 OPS vs. lefties.


2021

- Played in 64 games for BOS and hit .287 (45-for-157) with 10

KEVIN PLAWECKI



NRI



XBH (7 2B, 3 HR), 15 RBI and 15 runs scored.

- Hit .312 with a .792 OPS following the 2021 All-Star break after batting .250 with a .658 OPS in the first half.
- Made 53 appearances (40 starts) behind the dish and posted a .995 fielding percentage (2 errors, 396 total chances).

POSTSEASON: Got the first Postseason action of his career, appeared in 5 games (4 starts) during the 2021 Postseason with the Red Sox, going 1-for-7 at the plate (.143) with 1 BB while grounding into 3 double plays...committed 0 errors in his 27 total chances and the Red Sox went 3-1 in his 4 starts.

2020

- In his first season with the Red Sox, appeared in 24 games in the COVID-shortened campaign and batted .341 (28-for-82) with 5 2B, 1 3B, 1 HR, 17 RBI and 8 runs scored.
- Among all players who played in at least 20 games during the 60-game campaign, his .341 AVG T-7th highest with Freddie Freeman.
- Recorded at least 1 hit in each of his first 5 games with an

at-bat, the longest season-opening hit streak by a BOS catcher since Tony Peña in 1990.

- Caught the first 8.1 innings before replacing José Peraza on the mound for the final two outs in the ninth inning on Aug. 13...according to ELIAS, it marked the first time in Red Sox history that a player pitched and played catcher in the same game.
- Hit safely in a career-best 10 straight games from Sept. 19, 2020 to April 17, 2021, going 14-for-33 (.424).

2019

- Acquired by CLE from NYM on January 6, 2019 in exchange for RHP Walker Lockett and 2B Sam Haggerty.
- Made 57 appearances (46 starts) behind the plate for CLE and posted a .995 fielding percentage (1 error, 176 total chances).
- Hit .222 (35-for-158) with 13 XBH (10 2B, 3 HR), 17 RBI and 13 runs scored.

KEVIN PLAWECKI

2018

- Played in a career-high 79 games in his final season with the Mets and made 71 app. (64 starts) behind the dish, posting a .994 fielding percentage (4 errors, 632 total chances).
- Hit .210 (50-for-238) and posted career highs in hits (50), 2B (13), 3B (2), HR (7), RBI (30), runs scored (33) and walks (28).
- Also played in 4 games for Triple-A Las Vegas, going 3-for-13 (.231) at the plate.

2017

- Played in 37 games for the Mets while also appearing in 64 games for Triple-A Las Vegas...hit a minor league career high .328 (81-for-247) with LV.
- Made 2 pitching appearances for the Mets in 2017, becoming the first Mets position player used twice as a reliever in a single season since Matt Franco in 1999.
- Named an MiLB.com Organizational All-Star following the season for the 3rd time.

2012-16

- Split the **2016** season between the Mets (48 G) and Triple-A Las Vegas (55 G)...began the season with the Mets before being optioned to LV on June 21...recalled by NYM on Sept. 1...hit .300 (57-for-190) while with LV.
- Got his first ML action in **2015** and played in 73 games for the Mets...singled off Trevor Cahill while going 2-for-4 with two runs scored in his big league debut vs. ATL on April 21...hit a 2-run home run off CC Sabathia at Yankee Stadium for his first ML home run on April 25...was on the playoff roster for the Mets for the Division Series, League Championship Series and World Series, but did not appear in a game...ranked by Baseball America as the Mets No. 5 prospect the No. 63 prospect in all of baseball.

- Earned MiLB.com Organizational All-Star honors in **2014** for the 2nd consecutive season...started at catcher for Team USA at the 2014 All-Star Futures Game at Target Field in Minnesota...ranked by Baseball America as the Mets' No. 5 prospect.
- Earned South Atlantic League Mid-Season All-Star honors in **2013**, and was ranked by Baseball America as the Mets' No. 21 prospect.
- Selected 35th overall in the first round of the **2012** First-Year Player Draft by the Mets (was a compensatory pick for the loss of free agent Jose Reyes)...began his professional career with Short-Season Brooklyn (A).

PERSONAL

- He and his wife, Tayler, have 2 sons: Kasen and Krew.
- Played 4 seasons at Purdue University, where his wife played soccer.
- Became the first player in Purdue history to be named the Big Ten Player-of-the-Year in 2012...was a finalist for the Johnny Bench Award in 2012 as the nation's top collegiate catcher.

CAREER TRANSACTIONS

OPTIONS USED: 3/3

2012 Signed by NYM as a 1st-round selection (35th overall) in the First-Year Player Draft, June 12

2019 Acquired by CLE from NYM in exchange for Sam Haggerty and Walker Lockett, January 6

2020 Signed by BOS as a Major League free agent, January 15

2022 Signed by TEX as a Major League free agent, September 21

2023 Signed by PIT as a minor league free agent, February 8

Signed by WSH as a minor league free agent, April 3

Signed by SD as a minor league free agent, May 20

Acquired by TEX from SD in exchange for cash considerations, July 28

Signed by SD as a minor league free agent, December 30

KEVIN PLAWECKI



KEVIN PLAWECKI CAREER BATTING

Season	Team	League	AVG	G	AB	R	H	2B	3B	HR	RBI	BB	SO	SB	CS	OBP	SLG	OPS	PA	HBP	SAC	SF	GIDP
2012	BRK	A(Short)	.250	61	216	26	54	8	0	7	27	25	24	0	0	.345	.384	.729	252	8	0	3	7
2013	SAV	A(Full)	.314	65	245	35	77	24	1	6	43	23	32	1	0	.390	.494	.884	282	10	0	4	11
2013	SLU	A(Adv)	.294	60	204	25	60	14	0	2	37	19	21	0	0	.391	.392	.783	239	14	1	1	4
2013	2 Teams	Minors	.305	125	449	60	137	38	1	8	80	42	53	1	0	.390	.448	.838	521	24	1	5	15
2014	BNG	AA	.326	58	224	33	73	18	0	6	43	16	27	0	0	.378	.487	.865	249	5	0	4	12
2014	LV	AAA	.283	43	152	25	43	6	0	5	21	14	21	0	0	.345	.421	.766	170	1	2	1	4
2014	2 Teams	Minors	.309	101	376	58	116	24	0	11	64	30	48	0	0	.365	.460	.825	419	6	2	5	16
2015	LV	AAA	.224	22	85	7	19	5	1	1	9	3	12	0	0	.267	.341	.608	90	2	0	0	3
2015	NYM	MLB	.219	73	233	18	51	9	0	3	21	17	60	0	0	.280	.296	.576	258	4	1	3	4
2016	LV	AAA	.300	55	190	27	57	11	0	8	40	13	19	0	1	.348	.484	.832	207	2	0	2	9
2016	NYM	MLB	.197	48	132	6	26	6	0	1	11	17	33	0	0	.298	.265	.563	151	2	0	0	1
2017	LV	AAA	.328	64	247	37	81	17	1	9	45	16	38	0	0	.375	.514	.889	275	6	0	6	10
2017	NYM	MLB	.260	37	100	11	26	5	0	3	13	14	17	1	0	.364	.400	.764	118	3	0	1	2
2018	LV	AAA	.231	4	13	2	3	0	0	1	3	2	3	0	0	.333	.462	.795	15	0	0	0	1
2018	NYM	MLB	.210	79	238	33	50	13	2	7	30	28	65	0	1	.315	.370	.685	277	9	1	1	12
2019	CLE	MLB	.222	60	158	13	35	10	0	3	17	12	31	0	1	.287	.342	.629	174	3	0	1	4
2020	BOS	MLB	.341	24	82	8	28	5	1	1	17	5	14	1	0	.393	.463	.856	89	2	0	0	4
2021	BOS	MLB	.287	64	157	15	45	7	0	3	15	12	26	0	0	.349	.389	.738	173	3	1	0	4
2022	BOS	MLB	.217	61	157	15	34	8	0	1	12	14	28	0	0	.287	.287	.574	175	2	1	1	5
2022	TEX	MLB	.273	3	11	0	3	0	0	0	1	0	4	0	0	.273	.273	.546	11	0	0	0	1
2022	2 Teams	MLB	.220	64	168	15	37	8	0	1	13	14	32	0	0	.286	.286	.572	186	2	1	1	6
2023	ROC	AAA	.256	24	82	8	21	4	0	1	6	11	15	0	0	.351	.341	.692	94	1	0	0	6
2023	ELP	AAA	.276	33	123	19	34	9	1	3	21	10	21	0	0	.333	.439	.772	135	1	0	1	5
2023	RR	AAA	.294	10	34	1	10	1	0	0	2	5	11	0	0	.400	.324	.724	40	1	0	0	1
2023	3 Teams	Minors	.272	67	239	28	65	14	1	4	29	26	47	0	0	.349	.389	.738	269	3	0	1	12
2023	3 Teams	AAA	.272	67	239	28	65	14	1	4	29	26	47	0	0	.349	.389	.738	269	3	0	1	12
Career	4 Teams	MLB	.235	449	1268	119	298	63	3	22	137	119	278	2	2	.313	.341	.654	1426	28	4	7	37
Career	8 Teams	Minors	.293	499	1815	245	532	117	4	49	297	157	244	1	1	.362	.443	.805	2048	51	3	22	73

WILD CARD

Season	Team	League	AVG	G	AB	R	H	2B	3B	HR	RBI	BB	SO	SB	CS	OBP	SLG	OPS	PA	HBP	SAC	SF	GIDP
2021	BOS	MLB	.500	1	2	0	1	1	0	0	0	0	0	0	0	.500	1.000	1.500	2	0	0	0	1

DIVISION SERIES

Season	Team	League	AVG	G	AB	R	H	2B	3B	HR	RBI	BB	SO	SB	CS	OBP	SLG	OPS	PA	HBP	SAC	SF	GIDP
2021	BOS	MLB	.000	1	2	0	0	0	0	0	0	0	0	0	0	.000	.000	0.00	2	0	0	0	2

CHAMPIONSHIP SERIES

Season	Team	League	AVG	G	AB	R	H	2B	3B	HR	RBI	BB	SO	SB	CS	OBP	SLG	OPS	PA	HBP	SAC	SF	GIDP
2021	BOS	MLB	.000	3	3	1	0	0	0	0	0	1	0	0	0	.250	.000	.250	4	0	0	0	0

POSTSEASON (COMBINED)

Season	Team	League	AVG	G	AB	R	H	2B	3B	HR	RBI	BB	SO	SB	CS	OBP	SLG	OPS	PA	HBP	SAC	SF	GIDP
2021	BOS	MLB	.143	5	7	1	1	1	0	0	0	1	0	0	0	.250	.286	.536	8	0	0	0	3



JURICKSON PROFAR

Height: 5-11 Bats: S
Weight: 170 Throws: R

@juricksonprofar
profarjurickson

10 OF

Full Name	Jurickson Barthelomeus Profar
Date of Birth	February 20, 1993 in Willemstad, Curaçao
Current Residence	Willemstad, Curaçao
2024 Opening Day Age	31
MLB Service Time	9.165
MLB Debut	September 2, 2012 @ CLE (with TEX)
How Obtained	Signed as a Major League free agent, February 24, 2024
Contract Status	Signed through 2024

QUICK HITS

OLD FRIEND ALERT Returns for his 3rd stint with the Padres organization, signing a 1-year Major League deal with the club on February 24, 2024.

TASTE OF THE ROCKIES Played in 111 games for the Colorado Rockies in 2023 before being released in August and signing with the Padres 4 days later.

GOOD LUCK CHARM The Padres went 16-5 with Profar on the team in September 2023, including 7-3 in games he started. Established career highs with the Padres in batting average (.278 in 2020), hits (140 in 2022), doubles (36 in 2022) and walks (73 in 2022).

FINDING WAYS His 37-game on-base streak from April 15–May 3, 2023 was the 8th-longest streak in the Majors since the 2019 season.

PLAYOFF PRO Started in left field for all 12 of the Padres' Postseason games in their run to the 2022 NLCS, posting an 8-to-8 strikeout-to-walk ratio and ranking tied for 2nd on the club with total 11 hits.

SUCCESSFUL SWIPING Converted 36 of his 43 stolen base attempts from 2018-21, the 7th-highest conversion rate in the majors over that span (min. 40 attempts).

HISTORICAL Homered in his 1st-career PA in his MLB debut on Sept. 2, 2012 @ CLE (with TEX) to become just the 3rd teenager since 1876 to hit a HR in his 1st-career ML AB, the 2nd-youngest, and the youngest in the AL.

REPRESENTING Played for Netherlands in the 2013, 2017 and 2023 World Baseball Classics, and was selected to back-to-back Futures Games for the World Team in 2011-12.

WAY BACK WHEN Led Curaçao to the Little League World Series title in 2004 and to the title game in 2005.

2023 SEASON

- In his 10th Major League season, turned in a combined .242/.321/.368 line with 27 2B, 2 3B, 9 HR and 46 RBI between 111 games with Colorado and 14 games with San Diego.
- Paced all of MLB with his 37-game OB streak from April 15 – May 3...the feat ranks as the 8th-longest OB streak in the Majors since the 2019 season.
- Recorded his 3rd career multi-HR game and first since the

2019 season on May 9 at PIT.

- Collected a 4-hit game for the 5th-time in his career on June 6 vs. SF, one shy of his career-high 5 hits on Aug. 2, 2022 vs. COL.
- Released by COL on Aug. 27...signed a minor league deal with SD on Aug. 31 and played in 4 games for Triple-A El Paso, slashed .357/.500/.786 with 2 HR before having his contract selected on Sept. 8.
- Reached base safely via a hit or a walk in 9 of his 14 games for SD, going 13-for-44 (.295) at the plate with 2 2B, HR and 7 RBI.
- Tallied consecutive 3+ hit games for the first time in his career Sept. 9-10 at HOU.
- Went 0-for-14 across 6 games from Sept. 13-25.
- Sept. 30 @ CWS, set a new season-high with 4 RBI, his most RBI since driving in 4 on April 10, 2022 @ ARI (w/ SD).
- Played the majority of his defense in left field (95 G, 90 GS), while also seeing action in right field (2 G, 1 GS), 2B (1 G) and 1B (5 G, 4 GS)...between COL and SD, posted a .977 fielding percentage (4 errors in 172 total chances) across his 97 total games in the outfield.

2022

- Notched career highs in games played (152), hits (140), 2B (36) & BB (73), while tying his career-high in runs scored (82).
- His 73 walks T-9th in the NL...3 of his 5 career 3-walk games came in '22, and he recorded at least 1 walk in 60 games, including 10 multi-walk games.
- Spent the majority of the season leading off...in 90 games batting leading off, he hit .262 with 25 2B, 1 3B, 9 HR & 32 RBI...his .262 AVG ranked 6th among NL leadoff hitters.
- His 25 doubles as the leadoff hitter were 3rd-most in the NL, behind only LAD's Mookie Betts (40) and NYM's Brandon Nimmo (30).
- His 10 outfield assists tied for 5th-most in the Majors...all 146 games played in the field (141 starts) came in left field, where he posted a .984 fielding percentage (4 errors, 243 total chances).
- Collected a hit in 10 of his final 12 regular season games from Sept. 22-Oct. 5 at a .333 clip, including 5 multi-hit efforts.

JURICKSON PROFAR



POSTSEASON: Went 11-for-46 (.250) at the dish during the Padres run to the NLCS, reaching base safely via a hit or a walk in 11 of 12 games played.

- Went 2-for-3 in Game 1 of the Wild Card Series vs. NYM with his 1st career Postseason HR, a 3-run shot to RF to give the Padres a 6-1 lead in their eventual 7-1 victory.
- Walked a team-high 8 times vs. 8 strikeouts, while his 11 total hits tied with Jake Cronenworth and Juan Soto for 2nd-most among all Padres in the Postseason, trailing only Manny Machado's 13.

2021

- In January of 2021, signed by SD to a 3-year contract (with player options following each season, including a mutual option for 2024)...in 137 games with SD, hit .227 with a .329 OBP, 80 hits, 12 doubles, 2 triples, and 4 home runs.
- Made 2 stints on the Injured List, first on May 11 due to health and safety protocols and then on August 6.
- In the month of August, he hit .338 (25-for-74) with 7 2B, 1 3B, 2 HR, 12 RBI and 11 walks for a .437 OBP, .541 SLG and .977 OPS...his .338 clip in that time led the team and ranked 4th in the Majors (min. 85 plate appearances).
- Played 5 positions: left field (36 games, 28 starts), center

field (20 games, 19 starts), right field (29 games, 24 starts), first base (20 games, 12 starts), and second base (10 games, 6 starts).

2020

- Set career highs in AVG (.278) and OBP (.343), posting 6 2B, 7 HR, 25 RBI and 28 runs scored in 56 games played.
- Was successful in 7 of his 8 stolen base attempts (88%).
- Set career highs in AVG (.275) and OBP (.343)...his 4.12 pitches/PA ranked 3rd on the team behind Jason Castro (4.23) and Trent Grisham (4.14).
- Started at 2B on Opening Day and made 13 app. at 2B in his 1st 14 games of the season (12 GS)...after Eric Hosmer returned from the IL on Aug. 8 and Jake Cronenworth moved to 2B, Profar played primarily in LF.
- From Aug. 10 until the end of the season, he played 36 games in LF (32 GS), 4 G at 2B (all starts), and 1 G in CF (started in CF in Game 60...was his 1st career app. in CF).
- Hit just .081 in his 1st 11 games of the campaign, but from August 7 until the end of the season, he hit .329 (47-for-143) with 6 2B, 6 HR and 22 RBI...his .329 clip in that time ranked 2nd on the Padres behind just Manny Machado's .333 AVG... hit .125 in July, .256 in Aug., and .351 in Sept.

JURICKSON PROFAR



- Had a 11-game hit streak from Sept. 10-25, batting .429 in that time...it was his longest hitting spree since his career-long 13-game streak in 2016...also posted a career-long-tying 16-game on-base streak from Sept. 5-25 (.439 OBP).
- Led the Padres in AVG from Sept. 10 until the season's end...reached base via H/BB/HBP in 18 of his last 19 G.

POSTSEASON: Played in the Postseason for the 3rd time in his career, playing in all 6 of the Padres playoff games, batting .571 (4-for-7) in the Wild Card Series vs. STL before going 0-for-8 in the NLDS vs. LAD.

2019

- Hit a career-high tying 20 home runs for the 2nd consecutive season in his 1st year with OAK, batting .218 (100-for-459) with 24 2B, 2 3B, 67 RBI and 65 runs scored.
- Hit .305 (32-for-105) against LHP compared to .192 (68-for-354) against RHP...but 17 of his 20 HR came against RHP.
- Started a team-leading 115 games at 2B and made 13 errors, which were 3rd-most among AL 2B.
- 8 of the errors came over his 1st 28 games (.938 fielding %)...had 5 over his final 96 games (.986) with a .973 fielding % overall.

- Ranked 3rd among AL 2B in games (124), total chances (479) and putouts (221) and T-3rd in double plays (63).
- Hit 18 of his 20 home runs as a 2B, which ranked 4th among AL 2B...fell 1 HR short of the franchise record for HR by a 2B (19 by Mark Ellis in 2007).
- Acquired by SD on Dec. 2, 2019 from OAK in exchange for Austin Allen and a PTBNL or cash considerations (OF Buddy Reed).

2018

- Had then-career highs in nearly every offensive category as he batted .254 with 20 HR and 77 RBI in 146 games...added 35 2B and was a perfect 10-for-10 in SB.
- Was 1 of just 5 players in the AL to post minimums of 35 2B, 20 HR, 75 RBI and 10 SB, joining Mookie Betts, Alex Bregman, Francisco Lindor and Jose Ramirez.
- Was the 5th player ever to appear in 10-or-more games at 1B, 2B, 3B and SS and hit 20 HR.
- Had 2 different games with 3 HBP...the only other player since 1908 with multiple games of 3+ HBP in a season was Reed Johnson for the 2006 Blue Jays (also 2 games).
- His 25 errors were most in MLB (13 at SS, 11 at 3B, 1 at 2B).

JURICKSON PROFAR



- Acquired by OAK on Dec. 21.

2017

- Made the Rangers Opening Day roster and had 3 stints with TEX (Opening Day-April 29, June 9-15, July 5-7).
- Hit .172/.294/.207/.501 in 22 games after going 5-for-10 in his last 3 games with the Rangers.
- Spent the majority of the season with Round Rock (AAA), batting .287/.383/.428/.811 in 87 G.
- Played for Netherlands in the 2017 World Baseball Classic... wasn't selected to All-Tournament Team, despite batting .464 (13-for-28) with a 1.266 OPS.

2016

- Returned to the majors for the 1st time since 2013 and hit .239 in 90 games with TEX.
- Was 1 of just 2 players to start at least 5 games at 5 different positions, along with HOU Marwin Gonzalez.
- Homered on May 31 vs. CLE, his 1st HR in the majors since Sept. 26, 2013 vs. LAA when he was 20 years old...was the 2nd player in the last 25 years to homer at age 20-or-younger and not hit his next ML long ball until at least age 23 (also: SEA Chris Snelling).
- Was on the Rangers ALDS roster but did not play.

2015

- Spent the entire season on the 60-day DL following right shoulder surgery to repair a torn labrum on Feb. 23...spent the year rehabbing and then combined to hit .256 on a 12-game rehab assignment with Hickory (A) and Frisco (AA).

2014

- Entered the season attempting to win a job as the starting 2B, but was on the DL the entire season with a torn teres major muscle in his right shoulder...had issues with his shoulder begin during a spring weight lifting session, then suffered the original torn muscle during a spring training game on March 21 vs. MIL in Surprise.
- After resting the injury for several weeks, began to bat in extended Spring games in Arizona...reinjured the shoulder in late May and was shut down for another period.
- A late-season plan to play in the AFL was scrapped when issues with the muscle continued...saw specialists Dr. James Andrews and Dr. Neal ElAttrache.

2013

- Started the campaign at RRK, but was recalled May 19 when Ian Kinsler went on the DL...subbed as the club's regular 2B for a month while Kinsler was on DL before finishing the season in a utility role.

- Led off the game on May 26 at SEA with a HR in what was his 1st career start in the leadoff spot...became the 5th-youngest player (20 years, 95 days) to hit a leadoff HR in ML history and was the youngest since Lou Klimchok (18.348) of the Kansas City A's on Sept. 28, 1958 @ CHC.

- Hit his 1st-career walk-off HR Sept. 26 vs. LAA as a PH... joined PHI's Jimmie Foxx (May 14, 1928 vs. CLE) as the only players in ML history with a PH, walk-off HR before 21.
- Selected by *Baseball America* as the Rangers' top prospect following the season for a 2nd straight year.
- Near the end of 2013 spring training, the Curaçao native was added to The Netherlands roster for the semifinals of the World Baseball Classic.

2012

- Spent most of the season with Frisco (AA)...called up to TEX for the season's final month...was on the club's postseason roster, appearing in the AL Wild Card Game.
- Had contract selected from FRI on Aug. 31 and joined the big league club the following day in CLE.
- Debuted on Sept. 2 at CLE with start at 2B, a late addition to the lineup after Ian Kinsler was scratched with lower back stiffness and Michael Young lobbied for Profar to play...went 2-for-4 with a HR and a 2B in his ML debut that day...homered in his 1st-career PA to become just the 3rd teenager since 1876 to hit a HR in his 1st-career ML at-bat, the 2nd-youngest to do it, and the youngest in the AL.
- Was the 1st teenage switch-hitter to homer in MLB since Cardinals' Dick Schofield on Aug. 26, 1953 at New York (18 years, 231 day)...the previous teenage SH to homer in the AL: Mickey Mantle on Sept. 19, 1951 vs. CHC (19, 334).
- Had a PH single in the Wild Card Game vs. BAL to load the bases with 2 outs in the 9th, becoming the 6th teenager with a postseason hit, the 1st since Andruw Jones for ATL in 1996...also was the 8th-youngest player ever to appear in the postseason, the youngest since Jones in '96.
- Selected to *Baseball America's* Minor League All-Star Team for the 2nd straight year...named the Texas League's best defensive SS in the same publication's annual tools survey.
- Named to the TL Postseason All-Star Team...was the youngest Double-A player.
- Had a 50-game on-base streak from April 7 to June 2, the longest of any minor leaguer in 2012.

2010-2011

- Spent the entire 2011 campaign with Hickory (Low-A) as 1 of the youngest players in the South Atlantic League throughout the season and was honored as the organization's Tom Grieve Minor League Player of the Year...tabbed as SAL MVP and *Baseball America's* Low-A Player of the Year...voted by BA as the shortstop on its First Team Minor League All-Star team, and as the best defensive SS

JURICKSON PROFAR



and best INF arm by *Baseball America*.

- Spent his 1st professional season in **2010** with Spokane (A)...T-2nd in the Northwest League in doubles (19) and had a team-high 4 RBI over 5 games in the NWL playoffs.

PERSONAL

- Rated as the 15th-best international free agent in 2009 by *Baseball America*. Also drew interest from clubs as a pitcher.

CAREER TRANSACTIONS

OPTIONS USED: 3/3

2009	Signed by the Texas Rangers as a international free agent, July 2
2018	Acquired by OAK from TEX as part of a three-team trade in which OAK sent Eli White and international slot money to TEX and Emilio Pagan and the A's Competitive Balance Round A pick in the 2019 First-Year Player Draft to TB, December 21
2019	Acquired by SD from OAK in exchange for Austin Allen and a PTBNL (Buddy Reed), December 2
2021	Signed by SD as a Major League free agent, January 27
2023	Signed by COL as a Major League free agent, March 21
	Signed by SD as a minor league free agent, August 31
2024	Signed by SD as a Major LEague free agent, February 24

JURICKSON PROFAR



JURICKSON PROFAR CAREER BATTING

Season	Team	League	AVG	G	AB	R	H	2B	3B	HR	RBI	BB	SO	SB	CS	OBP	SLG	OPS	PA	HBP	SAC	SF	GIDP
2010	SPO	A(Short)	.250	63	252	42	63	19	0	4	23	28	46	8	3	.323	.373	.696	288	0	6	2	8
2011	HIC	A(Full)	.286	115	430	86	123	37	8	12	65	65	63	23	9	.390	.493	.883	516	11	6	4	7
2012	FRI	AA	.281	126	480	76	135	26	7	14	62	66	79	16	4	.368	.452	.820	562	5	2	9	11
2012	TEX	MLB	.176	9	17	2	3	2	0	1	2	0	4	0	0	.176	.471	.647	17	0	0	0	1
2013	RR	AAA	.278	37	144	27	40	7	2	4	19	21	24	6	1	.370	.438	.808	166	0	1	0	3
2013	TEX	MLB	.234	85	286	30	67	11	0	6	26	26	63	2	4	.308	.336	.644	324	5	6	1	1
2015	HIC	A(Full)	.273	9	33	2	9	1	0	1	5	1	9	0	0	.314	.394	.708	35	1	0	0	0
2015	FRI	AA	.200	3	10	0	2	1	0	0	1	1	2	0	0	.250	.300	.550	12	0	0	1	0
2016	RR	AAA	.284	42	169	28	48	9	0	5	26	16	26	4	3	.356	.426	.782	189	3	1	0	5
2016	TEX	MLB	.239	90	272	35	65	6	3	5	20	30	61	2	1	.321	.338	.659	307	3	2	0	7
2017	RR	AAA	.287	87	327	50	94	25	0	7	45	43	33	5	0	.383	.428	.811	383	8	4	1	9
2017	TEX	MLB	.172	22	58	8	10	2	0	0	5	9	14	1	1	.294	.207	.501	70	1	2	0	0
2018	TEX	MLB	.254	146	524	82	133	35	6	20	77	54	88	10	0	.335	.458	.793	594	12	0	4	9
2019	OAK	MLB	.218	139	459	65	100	24	2	20	67	48	75	9	1	.301	.410	.711	518	8	0	3	12
2020	SD	MLB	.278	56	180	28	50	6	0	7	25	15	28	7	1	.343	.428	.771	202	4	1	2	1
2021	ELP	AAA	.100	3	10	1	1	0	0	0	0	4	1	0	0	.357	.100	.457	14	0	0	0	0
2021	SD	MLB	.227	137	353	47	80	17	2	4	33	49	65	10	5	.329	.320	.649	412	6	1	2	12
2022	LE	A	.000	1	4	1	0	0	0	0	1	2	0	0	0	.200	.000	.200	5	0	0	0	0
2022	SD	MLB	.243	152	575	82	140	36	2	15	58	73	103	5	1	.331	.391	.722	658	4	3	3	12
2023	ELP	AAA	.357	4	14	6	5	0	0	2	8	5	2	0	0	.500	.786	1.286	20	0	0	1	1
2023	COL	MLB	.236	111	415	51	98	25	2	8	39	45	86	1	0	.316	.364	.680	472	6	0	5	9
2023	SD	MLB	.295	14	44	4	13	2	0	1	7	5	4	0	0	.367	.409	.776	49	0	0	0	2
2023	2 Teams	MLB	.242	125	459	55	111	27	2	9	46	50	90	1	0	.321	.368	.689	521	6	0	5	11
Career	4 Teams	MLB	.238	961	3183	434	759	166	17	87	359	354	591	47	14	.322	.383	.705	3623	49	15	20	66
Career	6 Teams	Minors	.278	490	1873	319	520	125	17	49	254	251	287	62	20	.368	.441	.809	2190	28	20	18	44

WILD CARD

Season	Team	League	AVG	G	AB	R	H	2B	3B	HR	RBI	BB	SO	SB	CS	OBP	SLG	OPS	PA	HBP	SAC	SF	GIDP
2012	TEX	MLB	1.000	1	1	0	1	0	0	0	0	0	0	0	0	1.000	1.000	2.000	1	0	0	0	0
2019	OAK	MLB	.500	1	4	0	2	0	0	0	0	0	1	0	0	.500	.500	1.000	4	0	0	0	0
2020	SD	MLB	.571	3	7	1	4	0	0	0	0	0	1	0	0	.571	.571	1.142	7	0	0	0	0
2022	SD	MLB	.333	3	12	3	4	0	0	1	4	2	1	0	0	.429	.583	1.012	14	0	0	0	0
Career	3 Teams	MLB	.458	8	24	4	11	0	0	1	4	2	3	0	0	.500	.583	1.083	26	0	0	0	0

DIVISION SERIES

Season	Team	League	AVG	G	AB	R	H	2B	3B	HR	RBI	BB	SO	SB	CS	OBP	SLG	OPS	PA	HBP	SAC	SF	GIDP
2020	SD	MLB	.000	3	8	0	0	0	0	0	0	0	1	0	0	.000	.000	.000	8	0	0	0	0
2022	SD	MLB	.231	4	13	1	3	0	0	0	1	3	3	0	0	.375	.231	.606	16	0	0	0	0
Career	SD	MLB	.143	7	21	1	3	0	0	0	1	3	4	0	0	.250	.143	.393	24	0	0	0	0

LEAGUE CHAMPIONSHIP SERIES

Season	Team	League	AVG	G	AB	R	H	2B	3B	HR	RBI	BB	SO	SB	CS	OBP	SLG	OPS	PA	HBP	SAC	SF	GIDP
2022	SD	MLB	.211	5	19	2	4	0	0	0	0	3	4	0	0	.318	.211	.529	22	0	0	0	0

POSTSEASON (COMBINED)

Season	Team	League	AVG	G	AB	R	H	2B	3B	HR	RBI	BB	SO	SB	CS	OBP	SLG	OPS	PA	HBP	SAC	SF	GIDP
2012	TEX	MLB	1.000	1	1	0	1	0	0	0	0	0	0	0	0	1.000	1.000	2.000	1	0	0	0	0
2019	OAK	MLB	.500	1	4	0	2	0	0	0	0	0	1	0	0	.500	.500	1.000	4	0	0	0	0
2020	SD	MLB	.267	6	15	1	4	0	0	0	0	0	2	0	0	.267	.267	.533	15	0	0	0	0
Career	Multiple	MLB	.350	8	20	1	7	0	0	0	0	0	3	0	0	.350	.350	.700	20	0	0	0	0



SEAN REYNOLDS

Height: 6-9 Bats: L
Weight: 247 Throws: R

sean__reynolds

54

RHP

Full Name	Sean William Reynolds
Date of Birth	April 19, 1998 in Redondo Beach, California
Current Residence	Hermosa Beach, California
2024 Opening Day Age	25
MLB Service Time	0.003
How Obtained	Acquired from MIA with Garrett Cooper in exchange Ryan Weathers on August 1, 2023
Contract Status	Signed through 2024

QUICK HITS

- Selected by the Miami Marlins in the 4th-round of the 2016 MLB Draft out of Redondo Union High School in Redondo Beach (CA) as a first baseman.
- Began his professional career as a first baseman before transitioning to pitching with a throwing program in the Fall of 2020 after the COVID-19 pandemic caused the cancellation of the minor league season.
- Was a pitcher during his amateur career and started pitching again for the 1st time since during the Pandemic-shortened 2020 season. "I was bored, honestly," said Reynolds. "I was a better pitcher my whole life and for whatever reason I just kind of ran into a really good season my senior year of high school (as a first baseman). I can't say I didn't work as hard as I could to try and figure it out, but hitting is hard, man."
- Had his contract selected by Miami on July 7, 2023 but did not make his MLB debut before being optioned back to Triple-A on July 10.
- Acquired by SD from MIA along with Garrett Cooper in exchange Ryan Weathers as 1 of SD's 3 Trade Deadline deals in 2023.
- Grew up in Redondo Beach, California, and was a Rice University commit before signing with Miami.

2023 SEASON

- Split the 2023 campaign between three minor league clubs and was a Trade Deadline acquisition by the Padres from Miami on August 1.
- Between Double-A Pensacola, Triple-A Jacksonville, and Triple-A El Paso, made 55 app. (all in relief) with a combined 5.43 ERA (39 ER, 64.2 IP) and a .246 opponent average.
- Began the season with Pensacola and he went 1-1 with a 2.35 ERA (8 ER, 30.2 IP) in 24 relief appearances before earning his promotion to Triple-A on June 8.
- Posted a 3.50 ERA (7 ER, 18.0 IP) in 14 appearances at the Triple-A level for Jacksonville.
- Selected to MIA's ML club on July 7 but was optioned back to Triple-A on July 10 without having made his MLB debut.
- At the 2023 Trade Deadline, was acquired by San Diego from Miami with Garrett Cooper for Ryan Weathers.

ACCOLADES

New York-Penn League Mid-Season All-Star (2018, Batavia)

New York-Penn League Player of the Week (Sept. 3, 2018, Batavia)

MiLB Joe Bauman Home Run Award Short Season (2018, Batavia)

Arizona Fall League Rising Star (2021, Peoria)

- Upon joining SD, was assigned to El Paso and posted a 13.50 ERA (24 ER, 16.0 IP) with a .356 opponent average from August 2 through the end of the season,
- Finished the 2023 season ranked by MLB.com as the Padres' No. 24 overall ranked prospect and their 10th-highest ranked pitching prospect.

2022

- Pitched a full season for the first time in his professional career and posted a 4.13 ERA (24 ER, 52.1 IP) with 10 saves and 66 strikeouts between Double-A Pensacola and Single-A Beloit.
- Was scoreless in 35 of his 50 appearances...held opposing hitters to a .170 batting average in 22 appearances with Beloit...promoted to Double-A in early July and held hitters to a .234 opponent average in 28 games.
- 9 of his final 11 outings with Pensacola were scoreless...recorded the final 5 outs in the Southern League championship game for the Blue Wahoos, striking out 2.
- Was selected to the Marlins' 40-man roster on November 11.

2021

- Began the season in Single-A Jupiter and was utilized as a two-way player, making 28 appearances as a position player and 19 as a pitcher.
- Held a 3.09 ERA as a pitcher, throwing 32.0 innings and striking out 37, featuring a fastball, curveball, sinker and changeup...hit 95.7 mph on the radar gun.
- Placed on the IL from June 24-Aug. 7...did not play the field upon his return, but made 9 pitching appearances and held a 1.55 ERA (3 ER, 17.1 IP).

2016-20

- Did not play in the Pandemic-shortened 2020 season but

SEAN REYNOLDS



started a throwing program in the Fall as a pitcher...split the **2019** season between Low-A Batavia and Single-A Clinton and struck out 184 times in 319 at-bats...slashed .172/.291/.348 with 15 doubles, 1 triple, 13 home runs and 45 RBI with 11 stolen bases in 17 attempts.

- Played in 76 games with Low-A Batavia in the New York-Penn League in **2018** and was named a New York-Penn League Mid-Season All-Star...led the league in home runs (17), RBI (52), walks (42), and runs scored (49), earning the MiLB Joe Bauman Home Run Award.
- In his first professional season in **2017**, played 51 games between Short-Season A Batavia and the Rookie-Level Marlins...combined to hit .198 with a .619 OPS with 8 doubles, 2 triples, 5 home runs, and 24 RBI, and he struck out 85 times in 177 at-bats.
- Made his professional debut in **2016** with the FCL Marlins and hit .155 (23-for-148) with 2 doubles, 2 triples, and 11 RBI...walked 22 times and struck out 64.

PERSONAL

- Selected by the Miami Marlins in 2016 out of Redondo Union High School in Redondo Beach, Calif as a first baseman.
- Held a 1.08 ERA with 94 strikeouts in 84.0 innings pitched in high school...was committed to attend Rice University before being drafted...was Miami's lone high school position player drafted in 2016.
- Before being drafted as a position player with Miami, had always considered himself a better pitcher than hitter...had an impressive senior year at the plate, and the Marlins drafted him as a 1st baseman...said Sean, "If I'm being completely honest, I was a better pitcher my whole life and for whatever reason I just kind of ran into a really good season my senior year of high school...I can't say I didn't work as hard as I could to try and figure it out, but hitting is hard, man."
- Reynolds was a pitcher during his amateur career and got back into it during the COVID-stricken season...linked up with former teammate Nick Fortes who caught his throwing sessions.

SEAN REYNOLDS CAREER PITCHING

Season	Team	League	W	L	ERA	G	GS	CG	SV	SVO	IP	H	R	ER	HR	HB	BB	SO	WHIP	AVG	AB	WP	GIDP	TBF	NP/S
2021	JUP	A	2	1	3.09	19	0	0	2	3	32.0	26	14	11	0	4	23	37	1.53	.215	121	5	3	149	563/322
2022	BEL	A+	0	1	3.25	26	0	0	6	6	27.2	17	10	10	2	1	14	39	1.12	.170	100	2	0	116	509/312
2022	PNS	AA	2	0	5.11	24	0	0	4	4	24.2	22	16	14	3	2	10	27	1.30	.234	94	1	2	107	441/272
2022	2 Teams	Minors	2	1	4.13	50	0	0	10	10	52.1	39	26	24	5	3	24	66	1.20	.201	194	3	2	223	950/584
2023	PNS	AA	1	1	2.35	24	0	0	9	10	30.2	21	12	8	1	2	16	37	1.21	.191	110	0	0	130	524/327
2023	JAX	AAA	2	0	3.50	14	0	0	3	7	18.0	14	8	7	1	1	7	17	1.17	.215	65	1	1	75	324/200
2023	ELP	AAA	0	1	13.50	17	0	0	0	2	16.0	26	28	24	3	1	27	19	3.31	.356	73	3	1	101	417/232
2023	3 Teams	Minors	3	2	5.43	55	0	0	12	19	64.2	61	48	39	5	4	50	73	1.72	.246	248	4	2	306	1265/759
2023	2 Teams	AAA	2	1	8.21	31	0	0	3	9	34.0	40	36	31	4	2	34	36	2.18	.290	138	4	2	176	741/432
Career	5 Teams	Minors	7	4	4.47	124	0	0	24	32	149.0	126	88	74	10	11	97	176	1.50	.224	563	12	7	678	2778/1665

CAREER TRANSACTIONS

OPTIONS USED: 1/3

- 2016** Signed by MIA as a 4th-round selection in the First-Year Player Draft, June 21
- 2023** Acquired by SD from MIA along with INF Garrett Cooper in exchange LHP Ryan Weathers, August 1



EGUY ROSARIO

Height: 5-9 Bats: R
Weight: 214 Throws: R

EGG-ee-ro-SAHR-ee-oh
@Eguy_Rosario
paparosario01

5
INF

Full Name	Eguy Rosario
Date of Birth	August 25, 1999 in Juan Baron, Dominican Republic
Current Residence	Juan Baron, Dominican Republic
2024 Opening Day Age	24
MLB Service Time	1.021
MLB Debut	August 26, 2022 at KC (with SD)
How Obtained	Signed as an international free agent on August 25, 2015
Contract Status	Signed through 2024

QUICK HITS

- His 2023 campaign began on the 60-Day Injured List with a left-ankle fracture that occurred during sprint work over the winter.
- Began a minor rehab assignment on June 6, 2023, was reinstated from the 60-day IL on August 4, and eventually made his 2023 season debut for the Padres on Sept. 10 @ HOU, where he connected with his 1st career HR and RBI that game.
- Entered 2024 rated as the Padres' No. 16 prospect by MLB Pipeline and No. 17 by *Baseball America* and *The Athletic*.
- In 2022, led the Pacific Coast League with his 34 doubles and ranked among the top PCL bats in runs (4th), hits (4th), total bases (4th), home runs (9th), walks (9th) and stolen bases (10th).
- Garnered 2022 MiLB.com Organizational All-Star honors for the 2nd consecutive season for SD and was tabbed a PCL Post-Season All-Star, while also earning PCL Player of the Week honors twice on July 3 and August 7.
- In 689 career MiLB games from 2016-23, he converted 141 of 207 stolen base attempts (68.1%).
- In an August 2019 game for Single-A Lake Elsinore, he led the Storm with 4 hits in a contest where the club scored in all 9 innings, becoming the 3rd team in California League history to achieve the feat, and the 1st to do so since 2010.
- At 17 years old in 2017 with Single-A Fort Wayne, he was the youngest player on a full-season roster, and at 18 years old with Lake Elsinore in 2018, he was the youngest player in the California League.

2023 SEASON

- Entered 2023 tabbed as the Padres' No. 9 prospect (*Baseball America* and *The Athletic*) and began the season on the 60-day IL (Feb. 16) after fracturing his left ankle in the offseason during sprint work.
- Began a minor league rehab assignment on June 6 and was reinstated from the 60-day IL on Aug. 4...optioned to Triple-A El Paso that same day.
- Recalled on Sept. 8 from ELP after tallying a .283 average (11 2B, 3B, 6 HR, 32 RBI) from June 6 to Sept. 6 between El Paso

ACCOLADES

2x MiLB.com Organization All-Star (2021 & 2022, SD)

Pacific Coast League Post-Season All-Star (2022, El Paso)

2x Pacific Coast League Player of the Week (July 3 & Aug. 7, 2022 - El Paso)

Arizona Fall League Rising Star (2021, Peoria)

(43 G) and ACL Padres (2 G).

- Made his 2023 season debut on Sept. 10 @ HOU, where he connected with his 1st career HR and RBI...went on to hit .250 (9-for-36) in 11 games (9 GS) with a 1 2B, 1 3B, 2 HR and 6 RBI.
- Concluded the season collecting a hit in 6 of his 9 games (.250 BA).
- Made 9 starts at third base (11 G) with 1 appearance at 2B, posting a .967 fielding percentage....his 1 error in 30 TC came in his first game on Sept. 10 @ HOU.
- Hit his 2nd career HR on Sept. 18 vs. COL, going 2-for-4 with 2 RBI.
- Sept. 24 vs. STL, notched his 1st career 2B and 3B amidst his 2nd-career multi-hit effort.

2022

- The 23-year-old rookie completed his seventh professional season, spending the majority of the campaign with El Paso (AAA) while getting his first ML action with SD.
- Made his Major League debut on Aug. 26 at Kansas City and collected his first Major League hit in his final appearance of the season on Sept. 11 vs. LAD...went 1-for-5 with a walk and 2 strikeouts across 7 games off the bench.
- Defensively, logged seven innings between third base (4 G) and shortstop (2 G) with one appearance as the DH.
- Saw a career year at Triple-A El Paso where he matched his 2018 career high in games played (124), while tallying career marks in SLG (.508) runs (98), hits (141), doubles (34), home runs (22), RBIs (81) and walks (59)...paced the PCL with his 34 doubles and ranked among the top PCL bats in runs (4th), hits (4th), total bases (4th), home runs (9th), walks (9th) and stolen bases (10th).
- His 54 games (51 GS) at second base were his most since a career-high 101 games in 2018 at Single-A Lake Elsinore

EGUY ROSARIO



(99 GS)...also split time between shortstop (37 G) and third (35 G), totaling a .956 fielding percentage (20 E/459 TC) in 124 games.

- Garnered 2022 MiLB.com Organizational All-Star honors for the 2nd consecutive season and was tabbed a PCL Post-Season All-Star...also earned PCL Player of the Week honors on July 3 and August 7.

2021

- Spent all of 2021 with San Antonio (AA) and led Double-A Central in 2B (31) while ranking 2nd in total hits (114), 4th in at-bats (420), 5th in stolen bases (30), 9th in RBI (61), 10th in runs scored (65), T-10th in BB (49) and 11th in AVG (.281).
- Hit just .206 in his 19 May contests before hitting .303 in June, .316 in July, .270 in August and .292 in September.
- Collected 4 straight-multi-hit games twice during the campaign (July 4-8; .529, 9-for-17 and Aug. 20-24; .615, 8-for-13).
- Hit .357 (40-for-112) vs. LHP and .253 vs. RHP, but 9 of his 12

HR came against righties.

- Hit .364 with RISP (39-for-107) with 5 HR and 52 RBI.
- 226 of his 420 at-bats came batting third in the Missions' lineup, while he also hit 1st (91 at-bats), 5th (64), 6th (26) and 7th (13).
- Made 69 appearances at SS (67 starts), 38 app. at 2B (36 starts), 7 at 3B (all starts) and 3 as the DH (all starts).
- Played in 19 G for the Peoria Javelinas and hit .250 with 3 2B, 12 RBI and 9 runs scored, earning AFL Rising Star honors.

2020

- Did not appear in the Padres' 60-man player pool at their Alternate Training Site during the regular season.
- Played in 27 Venezuelan Winter League games for Bravos de Margarita, collecting 6 2B and 14 RBI at a .327 clip.

EGUY ROSARIO



2019

- Spent the entire season with Lake Elsinore (A), hitting .278 (129-for-464) 25 2B, 8 3B, 7 HR, 72 RBI and 60 runs scored across 122 games played.
- Converted 21 of his 30 stolen base attempts (70%), 3rd-most on the Storm.
- Ranked in the Top 10 in the Cal League in a multitude of categories, including 6th in games played, triples and runs scored, 8th in at-bats and T-9th in doubles.
- After hitting .222 (43-for-194) in the first half of the season, hit .319 (86-for-270) the rest of the way.
- Hit in every slot in the Storm batting order, spending the most time in the 5 hole (41 G) at a .342 clip (55-for-161).

2018

- Spent the majority of the season with LE, collecting 28 2B, 1 3B, 9 HR, 47 RBI and 62 runs at a .237 clip (111-for-468).
- After hitting just 1 HR in 2017, recorded his 1st career multi-HR game in the 6th game of the year on April 10 @ Visalia.
- Got his first action at the Double-A level, joining San Antonio from July 13-15 and hit safely in 2 of his 3 games.

- Assigned back to LE on July 18 where he remained the rest of the season.

2017

- Played in an even 100 games between Fort Wayne (A) and the Rookie-Level Arizona League Padres, hitting a combined .246 (95-for-386) with 21 2B, 9 3B, 1 HR, 46 RBI and 51 runs scored.
- Swiped 17 bags in 22 attempts (77%) with FW and 16 in 23 attempts with the AZL Pads (70%).

2016

- Split his first professional season between the Dominican Summer League and AZL Pads, hitting a combined .346 (74-for-214) with 22 2B, 1 3B, 1 HR, 25 RBI and 45 runs scored across 60 games.
- Stole 22 bags in his 32 attempts (69%).

EGUY ROSARIO



EGUY ROSARIO CAREER BATTING

Season	Team	League	AVG	G	AB	R	H	2B	3B	HR	RBI	BB	SO	SB	CS	OBP	SLG	OPS	PA	HBP	SAC	SF	GDP
2016	D-PAD	ROK	.341	53	185	42	63	19	1	1	24	23	31	21	9	.421	.470	.891	216	5	0	3	4
2016	A-PAD	ROK	.379	7	29	3	11	3	0	0	1	2	7	1	1	.438	.483	.921	32	1	0	0	1
2016	2 Teams	Minors	.346	60	214	45	74	22	1	1	25	25	38	22	10	.423	.472	.895	248	6	0	3	5
2016	2 Teams	ROK	.346	60	214	45	74	22	1	1	25	25	38	22	10	.423	.472	.895	248	6	0	3	5
2017	A-PA2	ROK	.282	50	206	36	58	12	7	1	33	24	43	16	7	.363	.422	.785	234	3	0	1	4
2017	FW	A(Full)	.206	50	180	15	37	9	2	0	13	20	51	17	5	.296	.278	.574	204	3	1	0	4
2017	2 Teams	Minors	.246	100	386	51	95	21	9	1	46	44	94	33	12	.332	.355	.687	438	6	1	1	8
2018	LE	A(Adv)	.239	121	457	60	109	28	1	9	45	38	119	9	8	.307	.363	.670	505	8	0	2	9
2018	SA	AA	.182	3	11	2	2	0	0	0	2	2	5	1	0	.357	.182	.539	14	1	0	0	0
2018	2 Teams	Minors	.237	124	468	62	111	28	1	9	47	40	124	10	8	.308	.359	.667	519	9	0	2	9
2019	LE	A(Adv)	.278	122	464	60	129	25	8	7	72	37	103	21	9	.331	.412	.743	512	3	1	7	14
2021	SA	AA	.281	114	420	65	118	31	3	12	61	49	109	30	14	.360	.455	.815	481	6	0	5	6
2022	ELP	AAA	.288	124	490	98	141	34	4	22	81	59	109	21	8	.368	.508	.876	564	7	1	7	10
2022	SD	MLB	.200	7	5	0	1	0	0	0	0	1	2	0	0	.333	.200	.533	6	0	0	0	0
2023	A-PAD	ROK	.714	2	7	3	5	2	0	1	4	1	1	0	1	.750	1.429	2.179	8	0	0	0	0
2023	ELP	AAA	.265	43	166	24	44	9	1	5	28	20	39	4	4	.348	.422	.770	187	1	0	0	5
2023	SD	MLB	.250	11	36	6	9	1	1	2	6	1	12	0	0	.270	.500	.770	37	0	0	0	1
2023	2 Teams	Minors	.283	45	173	27	49	11	1	6	32	21	40	4	5	.364	.462	.826	195	1	0	0	5
Career	SD	MLB	.244	18	41	6	10	1	1	2	6	2	14	0	0	.279	.463	.742	43	0	0	0	1
Career	7 Teams	Minors	.274	689	2615	408	717	172	27	58	364	275	617	141	66	.349	.427	.776	2957	38	3	25	57

CAREER TRANSACTIONS

OPTIONS USED: 2/3

2015 Signed by SD as an international free agent, August 25



ETHAN SALAS

NRI

Height: 6-2 Bats: L
Weight: 204 Throws: R

ethan_salas

90
C

Full Name	Ethan Gabriel Salas
Date of Birth	June 1, 2006 in Kissimmee, Florida
Current Residence	Kissimmee, Florida
2024 Opening Day Age	17
MLB Service Time	0.000
How Obtained	Signed as an international free agent on January 15, 2023
Contract Status	Signed through 2024

QUICK HITS

- On January 15, 2023, the Padres signed 16-year-old catcher Ethan Salas out of Caracas, Venezuela, the No. 1 ranked overall prospect in the 2023 International Draft class.
- At 16-years-old, he played for Aguilas del Zulia in the Venezuelan Winter League, sharing a clubhouse with the likes of Salvador Perez and Ender Inciarte, where he was more than 12 years younger than the average player. Several months later and still at the age of 16, he caught the final 4.0 innings of a Major League Spring Training game.
- The last teenager to catch in the Majors was Hall-of-Famer Ivan Rodriguez in 1991. Salas turns 20 on June 1, 2026.
- Entered 2024 roundly considered the No. 1 catching prospect in all of baseball and a top-10 overall prospect by several outlets and publications, including The Athletic (No. 3), *Baseball America* (No. 8), MLB Pipeline (No. 8) and ESPN.com (No. 9).

2023 SEASON

- Prior to beginning his professional career stateside, he appeared in 1 game for Aguilas del Zulia in the Venezuelan Winter League on November 4, 2022 at 16-years-old... he grounded out twice and walked twice, but caught 8.0 innings against Tiburones de La Guaira, guiding the Zulia pitching staff to holding the opposition hitless until the 5th inning.
- Began his professional career on May 30 with Single-A Lake Elsinore, where he batted .267 (51-for-191) with an .837 OPS, 11 2B, 2 3B, 9 HR and 35 RBI in 48 games played...he was named Cal League Prospect of the Year following the season.
- Earned California League Player of the Month in July with a 1.136 OPS in 82 at-bats, and was twice named Cal League Player of the Week during the month on July 9 and July 30.
- Collected 4 HR in a 3-game stretch from July 4-6, including his first career multi-HR game on July 6 at Visalia.
- Recorded his first walk-off hit on July 18 vs. Rancho Cucamonga in the Storm's 9-8 victory with a line drive off the center field wall as part of his 4th-career 3-hit game in 34th game.

ACCOLADES

MiLB.com Organization All-Star (2023, SD)

MiLB Awards Debut of the Year (2023, San Antonio)

California League Top MLB Prospect (2023, Lake Elsinore)

California League Player of the Month (July 2023, Lake Elsinore)


2x California League Player of the Week (July 9 & July 30, 2023 - Lake Elsinore)

- Homered in back-to-back games again on July 25-26 at Stockton...in the July 26 contest, he recorded his first-career 4-hit contest, going 4-for-6 at the dish.
- On August 8, he was promoted to Single-A Fort Wayne, and after just 9 games with the TinCaps (in which he was 7-for-35, .200), he was promoted to Double-A San Antonio on Aug. 22, where the average age is 24...Michael De León, who played for Double-A Frisco in the Rangers' organization at age 17 in 2014, is thought to be the last 17 year old to reach that level.
- In his Double-A debut on August 22, the then-No. 5 ranked prospect by MLB Pipeline hit his 2nd career walk-off knock with a double in the 10th inning, delivering an 8-7 Missions win over Amarillo.
- On August 30, he teamed up with Robby Snelling, the No. 3 left-handed pitching prospect in baseball per MLB Pipeline, as the batterymate for Snelling's 5.0 hitless frames with 9 strikeouts in the Missions' 9-2 win over Wichita.
- Salas finished the season with the Missions, where he went 5-for-28 (.179) in 9 games before he suffered a right knee sprain on September 2, ending his 2023 season.
- Salas was awarded the Minor League "Debut of the Year" award on October 2nd.
- Between LE, FW and SA, Salas made 34 appearances (all starts) at catcher, posting a .987 fielding percentage (4 errors, 306 total chances)...threw out 9 runners in 45 stolen base attempts (17 CCS%)...also made 32 appearances (all stars) as the designated hitter.

ETHAN SALAS



NRI



PERSONAL

- The bilingual Salas split much of his youth between Florida, Venezuela and the Dominican Republic.
- Salas' older brother, José, signed with Miami in 2019 and was ranked No. 4 in the Marlins' system by *Baseball America* heading into 2023...Jose was traded from the Marlins to the Twins as part of the deal for Luis Arráez a few days after Ethan was signed by San Diego..
- Salas' father, José Sr., played in the Braves system...Ethan's uncle played in the in the Blue Jays' system, and his grandfather played in the Astros' and Royals' systems.

- His first interview on MLB Network came on live television last Jan. 16, 2023, the day after the Padres signed him for an international hard-cap era \$5.6 million signing bonus...Salas spent the next afternoon touring Petco Park and fielding questions from local media inside the home clubhouse... on February 3-4, he joined several Major League veterans for the Padres 'Thank SD Tour' around the community, signed hundreds of autographs at the Padres' annual fan festival, and caught bullpen sessions for Yu Darvish and Joe Musgrove in San Diego prior to heading to Arizona for minor league Spring Training.

ETHAN SALAS CAREER BATTING

Season	Team	League	AVG	G	AB	R	H	2B	3B	HR	RBI	BB	SO	SB	CS	OBP	SLG	OPS	PA	HBP	SAC	SF	GDP
2023	LE	A	.267	48	191	35	51	11	2	9	35	24	57	5	2	.350	.487	.837	220	2	0	3	3
2023	FW	A+	.200	9	35	3	7	1	0	0	3	2	10	0	0	.243	.229	.472	37	0	0	0	0
2023	SA	AA	.179	9	28	2	5	1	0	0	3	4	8	0	1	.303	.214	.517	33	1	0	0	1
2023	3 Teams	Minors	.248	66	254	40	63	13	2	9	41	30	75	5	3	.331	.421	.752	290	3	0	3	4
Career	3 Teams	Minors	.248	66	254	40	63	13	2	9	41	30	75	5	3	.331	.421	.752	290	3	0	3	4

CAREER TRANSACTIONS

OPTIONS USED: 0/3

2023 Signed by SD as an international free agent, January 15



JAYVIEN SANDRIDGE

NRI

Height: 6-4 Bats: L
Weight: 246 Throws: L

88
LHP

Full Name	Jayvien Raishai Sandridge
Date of Birth	February 11, 1999 in Hagerstown, Maryland
Current Residence	Hagerstown, Maryland
2024 Opening Day Age	25
MLB Service Time	0.000
How Obtained	Signed as a minor league free agent on November 20, 2023
Contract Status	Signed through 2024

JAY-vee-en SAND-ridg
jayvien.sandridge

QUICK HITS

- Joined the Padres on a minor league contract for the 2024 campaign after making 100 minor league appearances between the Orioles and Reds farm systems from 2018-23.
- Released by BAL in May 2020 along with 45 others in the organization due to COVID-induced cuts. Enrolled at Lynn University in Boca Raton, Florida, where he made 4 appearances in April-May 2021 before signing a minor league deal with CIN in June 2021. If a player competes in the minor leagues out of high school, he can then enroll at a non-Division I school, and the number of years he spent in the minors will be subtracted from his college eligibility.

2023 SEASON

- Began the season with High-A Dayton (36 app., 3.81 ERA) before making his Double-A debut with Chattanooga (3 app., 2.25 ERA).
- Tossed 2.0+ IP in 22 of the 39 outings, posting a 1.96 ERA (10 ER, 46.0 P) with a .152 opponents' AVG when he tossed 2.0+ IP.
- Scored upon in 8 of his first 10 outings from April 13-May 24 with a 5.74 ERA, including a 21-to-18 SO/BB ratio...went scoreless across his next 5 outings and 8.0 IP from May 28-June 14 to lower his season ERA to 3.80.
- Allowed 6 ER (10.13 ERA) across his next 4 outings from June 18-July 2 before allowing just 1 ER across his next 10 appearances from July 6-Aug. 10 (0.46 ERA)...posted a 6.97 ERA (8 ER, 10.1 IP) across his final 7 outings for Dayton before being promoted to Chattanooga on Sept. 5, where he was scoreless in 2 of his 3 Double-A outings.
- Had reverse splits with Dayton, limiting LHH to a .192 AVG while RHH batted .213.
- Between Dayton and Chattanooga, limited the opposition to a .189 AVG (14-for-74) with RISP.
- Following the season, he allowed 1 ER across 6 appearances (1.42 ERA) for Surprise in the Arizona Fall League, striking out 13 of his 24 batters faced while walking just 2.

2022

- Split the campaign between Single-A Daytona and High-A Dayton, going a combined 1-2 with a 3.10 ERA (14 ER, 40.2 IP, 133 opponents' AVG and 67 SO vs. 35 BB in 28 appearances...finished off 18 games and went 3-for-3 in save opportunities, which all came with Daytona.
- Did not allow more than 1 ER in any of his 17 appearances for Daytona, allowing 0 ER in 13 of the 17.
- Promoted to High-A Dayton on July 26, where he went 1-1 with a 5.63 ERA (10 ER, 16.0 IP)...half of this ER (5) came in a single outing (Aug. 24 @ Quad Cities)...remove that outing, and he had a 3.19 ERA (5 ER, 14.1 IP).

2021

- After being released by BAL in May 2020, he decided to enroll at Lynn University in Boca Raton, Florida, where he posted a 3.12 ERA across 4 appearances and 8.2 IP in April-May 2021.
- Signed a minor league deal with CIN on June 9 and posted a 7.00 ERA (7 ER, 9.0 IP) across 7 relief outings before tearing his meniscus...underwent surgery a week later and rehabbed his knee for 5 months.

2018-20

- Released by BAL in May 2020 along with 45 others in the organization due to COVID-induced cuts.
- After being drafted by BAL in the 32nd round of the 2018 First-Year Player Draft, he spent his first 2 professional seasons (2018-19) with the Rookie-Level Gulf Coast League Orioles, where he went a combined 4-0 with a 3.48 ERA (12 ER, 31.0 IP), .204 opponents' AVG and 10.7 SO/9 IP ratio across 26 relief outings.

PERSONAL

- Grew up in Hagerstown, Maryland, a two-minute drive from the Pennsylvania border. He went to Mercersburg Academy and solidified himself as a top-15 recruit in Maryland and the state's No. 1 left-handed pitcher, according to Perfect Game.
- Originally committed to Virginia Commonwealth University, but after a batch of coaching changes he pivoted to UCF.
- Son of Juwuane Sandridge and Ashley Keefer...and has three siblings named Jayda, Paris, and Payton.

JAYVIEN SANDRIDGE



NRI



JAYVIEN SANDRIDGE CAREER PITCHING

Season	Team	League	W	L	ERA	G	GS	CG	SV	SVO	IP	H	R	ER	HR	HB	BB	SO	WHIP	AVG	AB	WP	GDP	TBF	NP/S
2018	G-ORI	ROK	3	0	2.00	15	0	0	0	0	18.0	10	7	4	1	5	12	18	1.22	.167	60	2	1	79	155/100
2019	G-ORI	ROK	1	0	5.54	11	0	0	0	0	13.0	13	14	8	2	2	13	19	2.00	.250	52	6	1	68	160/95
2021	A-RED	ROK	0	3	7.00	7	0	0	0	1	9.0	6	11	7	1	1	8	12	1.56	.188	32	4	0	44	96/59
2022	DBT	A	0	1	1.46	17	0	0	3	3	24.2	12	9	4	0	0	18	43	1.22	.135	89	11	0	107	453/273
2022	DAY	A+	1	1	5.63	11	0	0	0	0	16.0	7	10	10	0	2	17	24	1.50	.130	54	1	1	73	322/182
2022	2 Teams	Minors	1	2	3.10	28	0	0	3	3	40.2	19	19	14	0	2	35	67	1.33	.133	143	12	1	180	775/455
2023	DAY	A+	4	3	3.81	36	1	0	1	2	59.0	42	28	25	5	6	47	84	1.51	.205	205	10	5	260	1118/626
2023	CHA	AA	0	1	2.25	3	0	0	0	0	4.0	2	2	1	0	0	4	7	1.50	.143	14	0	0	18	75/41
2023	2 Teams	Minors	4	4	3.71	39	1	0	1	2	63.0	44	30	26	5	6	51	91	1.51	.201	219	10	5	278	1193/667
Career	5 Teams	Minors	9	9	3.70	100	1	0	4	6	143.2	92	81	59	9	16	119	207	1.47	.182	506	34	8	649	2379/1376

CAREER TRANSACTIONS

OPTIONS USED: 1/3

2018 Signed by BAL as a 32nd-round selection in the First-Year Player Draft, June 18

2021 Signed by CIN as a minor league free agent, June 9

2023 Signed by SD as a minor league free agent, November 20



CHANDLER SEAGLE

NRI

Height: 5-11 Bats: R
Weight: 189 Throws: R

SEE-gull

65

C

Full Name	Chandler Mackenzie Seagle
Date of Birth	May 23, 1996 in New Bern, North Carolina
Current Residence	New Bern, North Carolina
2024 Opening Day Age	27
MLB Service Time	0.002
MLB Debut	September 30, 2023 @ CWS
How Obtained	Signed as a 30th round selection in the 2017 First-Year Player Draft on June 21
Contract Status	Signed through 2024

QUICK HITS

- 2024 marks his second consecutive invitation to the Padres' Major League camp as he enters his seventh professional season.
- Made his Major League debut on September 30, 2023 @ CWS, pinch-hitting for Juan Soto in the top of the ninth inning (ground out to SS).
- Across his six professional seasons in the Padres farm system, owns a .203 average with 48 doubles, one triple, 9 HR and 89 RBI in 287 games played.
- After the 2020 minor league season was cancelled (COVID-19), Seagle joined his alma mater Appalachian State's coaching staff as a student assistant for the season.

2023 SEASON

- Made his Major League debut on September 30 @ CWS, pinch-hitting for Juan Soto in the top of the ninth inning (ground out to SS)...his one game played was his sole Major League appearance in 2023.
- In addition to his big league stint, split the campaign between Double-A San Antonio (52 G) and El Paso (16 G), slashing a combined .209/.261/.296 with 3 HR and 23 RBI across 68 minor league games.
- Had his contract selected from Triple-A El Paso the day of Sept. 30, the morning of his Major League debut.
- Defensively, had a .989 fielding percentage across 66 games (65 starts) between Double and Triple-A, committing 7 errors in 639 total chances behind the plate with a 39 percent catcher caught stealing rate.
- Began the season with SA, batting .200 (34-for-170) in 52 games with 7 doubles, a triple, one homer, 15 RBI, 15 runs scored, 10 walks, and 3 stolen bases.
- Was placed on the 7-day Injured List (retroactive to June 24) and was reinstated on July 3.
- Promoted to the Chihuahuas on August 6, but after being sidelined by another stint on the 7-day IL, he made his Triple-A debut on August 25 vs. Sacramento.
- In 16 games for ELP, hit .233 (14-for-60) with 2 doubles, 2 homers, and 8 RBI before getting promoted to the big-league club on Sept. 30.

2022

- Played the entirety of his season with Double-A San Antonio for the second straight year, slashing .209/.288/.297 with 12 doubles, three home runs and 22 RBI across 73 games for the Missions...set career marks across in all offensive categories.
- At home, hit .236 (26-for-110) and with four doubles, two home runs and nine RBI in 35 games...on the road, hit .186 (24-for-129) with eight doubles, a home run and 13 RBI across 38 contests.
- Saw his best offensive month in May, when he hit .264 (14-for-53) with 10 runs scored, three doubles, a home run and nine RBI.
- Across 12 games from April 20 to May 10, collected four doubles a home run and seven RBI at a .310 clip (13-for-42), including five consecutive games with a hit and three multi-hit efforts during the span.
- On June 3 vs. Tulsa, matched his single-game career high in hits (3) for the fourth time in his career when he went 3-for-3 with an RBI and walk...two weeks later, on June 18, eclipsed another career mark when he drove in four vs. Amarillo off his first and only grand slam.
- Turned in a .992 fielding percentage across a career-high 70 games (68 GS) behind the plate...also notched career marks innings (602.1), total chances (621) and putouts (567).

2021

- In his first season at Double-A, hit .190 (30-for-158) with nine doubles, a home run and 14 RBI in 53 games for San Antonio.
- Behind the dish, turned in a .984 fielding percentage (8 E/498 TC) in 53 games (51 GS).
- Compiled a .344 average (11-for-32) over 11 games in June for his single-best month of production in his career (min. 5 G)...collected four of his nine doubles, his lone home run and seven of 14 RBI on the season...his five strikeouts were also a single-month career best (min. 5 G).
- Played in nine AZL games for Peoria...went 7-for-30 (.233) with a pair of doubles, a homer and seven RBI as a Javelina.

2019

- Split his 2019 campaign between the Rookie-Level AZL

CHANDLER SEAGLE



Padres 1 (27 G) and Single-A Fort Wayne (6 G), combining to hit .224 (26-for-116) with 11 doubles, one home run and 13 RBI in 33 games.

- With the AZL Padres 1, tallied a .223 average (21-for-94) with nine doubles, a homer and 11 RBI in 27 games before being promoted to Single-A Fort Wayne on Aug. 25.
- In his six games with Fort Wayne, went 5-for-22 at the dish (.227).
- Made a combined 32 starts behind the plate and tallied a .991 fielding percentage (3 E/348 TC) across 276.1 innings.

2018

- Began the season playing in 17 games for Single-A Tri-City... hit .213 (10-for-47) with two doubles and five RBI.
- Promoted to Single-A Fort Wayne on Aug. 17 and spent the remainder of the season playing in nine games for the TinCaps...went 1-for-24 (.042) with a pair of walks and 12 strikeouts.
- Made two appearances (2.0 IP) on the mound for Tri-City and allowed three runs on six hits with one strikeout in a pair of losses.
- Behind the plate, matched his career-best fielding percentage from 2017 (.995) after committing just one error across 219 total chances over a combined 187.0 innings between the Padres' Class-A teams.

2017

- Drafted by the Padres in the 30th round of the 2017 First-Year Player Draft out of Appalachian State University (Boone, NC).
- Split his rookie campaign between Single-A Tri-City (24 G) and Single-A Fort Wayne (10 G), combining to hit .209 (23-for-110) with five doubles, a home run and 12 RBI across 34 games.
- Registered the best fielding mark of his career (tied with 2018)...committed two errors in 373 chances across 289.0 innings in a combined 34 games (32 GS).

PERSONAL

- After the 2020 minor league season was cancelled (COVID-19), Seagle joined the Appalachian State coaching staff as a student assistant for the season.
- During his senior season in 2017, led the Sun Belt Conference in caught stealing percentage after throwing out 57 percent (18 of 42) of runners.
- Was a member of the Sun Belt Conference Commissioner's List (3.5+ GPA).
- Named the 2014 New Bern Sun Journal Player of the Year and was a two-time all-conference and all-area selection.
- Enjoys fishing in his free time.

CHANDLER SEAGLE CAREER BATTING

Season	Team	League	AVG	G	AB	R	H	2B	3B	HR	RBI	BB	SO	SB	CS	OBP	SLG	OPS	PA	HBP	SAC	SF	GIDP
2017	TRI	A(Short)	.229	24	83	7	19	4	0	1	8	6	21	1	1	.312	.313	.625	94	4	1	0	2
2017	FW	A(Full)	.148	10	27	1	4	1	0	0	4	0	12	0	0	.143	.185	.328	28	0	0	1	0
2017	2 Teams	Minors	.209	34	110	8	23	5	0	1	12	6	33	1	1	.273	.282	.555	122	4	1	1	2
2018	TRI	A(Short)	.213	17	47	6	10	2	0	0	5	8	16	2	0	.367	.255	.622	60	4	0	1	3
2018	FW	A(Full)	.042	9	24	0	1	0	0	0	0	2	12	0	0	.148	.042	.190	27	1	0	0	2
2018	2 Teams	Minors	.155	26	71	6	11	2	0	0	5	10	28	2	0	.299	.183	.482	87	5	0	1	5
2019	A-PAI	ROK	.223	27	94	14	21	9	0	1	11	12	29	1	0	.321	.351	.672	109	2	0	1	8
2019	FW	A(Full)	.227	6	22	4	5	2	0	0	2	0	5	0	0	.217	.318	.535	23	0	0	1	0
2019	2 Teams	Minors	.224	33	116	18	26	11	0	1	13	12	34	1	0	.303	.345	.648	132	2	0	2	8
2021	SA	AA	.190	53	158	24	30	9	0	1	14	7	45	0	1	.257	.266	.523	181	8	6	2	2
2022	SA	AA	.209	73	239	28	50	12	0	3	22	24	73	2	1	.288	.297	.585	275	3	8	1	14
2023	SA	AA	.200	52	170	15	34	7	1	1	15	10	55	3	2	.258	.271	.529	187	4	1	2	6
2023	ELP	AAA	.233	16	60	7	14	2	0	2	8	3	24	1	1	.270	.367	.637	64	0	1	0	1
2023	SD	MLB	.000	1	1	0	0	0	0	0	0	0	0	0	0	.000	.000	.000	1	0	0	0	0
2023	2 Teams	Minors	.209	68	230	22	48	9	1	3	23	13	79	4	3	.261	.296	.557	251	4	2	2	7
Career	SD	MLB	.000	1	1	0	0	0	0	0	0	0	0	0	0	.000	.000	.000	1	0	0	0	0
Career	5 Teams	Minors	.203	287	924	106	188	48	1	9	89	72	292	10	6	.277	.287	.564	1048	26	17	9	38

CAREER TRANSACTIONS

OPTIONS USED: 0/3

2017 Signed by SD as a 30th-round selection in the First-Year Player Draft, June 21



ROBBY SNELLING

NRI

Height: 6-2 Bats: R
Weight: 227 Throws: L

robbysnelling

93

LHP

Full Name	Robert Matthew Snelling
Date of Birth	December 19, 2003 in Reno, Nevada
Current Residence	Reno, Nevada
2024 Opening Day Age	20
MLB Service Time	1.009
How Obtained	Signed as a 1st-round selection (CB-A, 39th overall) in the First-Year Player Draft on August 1, 2023
Contract Status	Signed through 2024

QUICK HITS

- Selected by the Padres out of high school in the supplemental first round (39th overall) in the 2022 MLB Draft, he pitched at three levels in his 2023 pro debut and earned the Minor League Pitcher of the Year award and a Minor League All-Star selection by *Baseball America*.
- Went 5.0 innings-or-more in 17 of his 22 starts with a 1.82 ERA, becoming 1 of just 7 teenage minor league pitchers since 2000 to record a sub-2.00 ERA in 100+ innings pitched, joining Cole Hamels (2003), Will Inman (2006), Madison Bumgarner (2008), Michael Piñeda (2008), Jose Fernandez (2012) and Andrew Painter (2022).
- Entered 2024 rated by MLB Pipeline as the No. 3 left-handed pitching prospect, No. 3 prospect in SD's farm system and No. 36 overall prospect in all of baseball. Also rated as the No. 3 prospect in SD's farm system and No. 27 prospect overall by *Baseball America*, No. 59 overall by ESPN.com and No. 72 overall by The Athletic.

2023 SEASON

- Began his professional career with Single-A Lake Elsinore and did not allow more than 1 earned run in 9 of his 11 starts for the Storm, leading to a 5-1 record, 1.57 ERA (9 ER, 51.2 IP), 1.01 WHIP and a 59-to-13 SO/BB ratio before his promotion to High-A Fort Wayne, and later Double-A San Antonio.
- Earned the win in 3 consecutive starts from April 21-May 5, allowing 2 ER across 15.0 IP (1.20 ERA) while limiting hitters to a .160 AVG.
- Earned California League Pitching of the Week honors on May 9, and his production at Lake Elsinore earned Cal League Pitcher of the Year and Post-Season All-Star honors.
- Promoted to Fort Wayne on June 27, where he allowed 2 ER-or-fewer in 6 of his 7 starts, including 1 ER-or-fewer in 4 of the 7...he went 4-2 with a 2.34 ERA (9 ER, 34.2 IP) and a 40-to-11 SO/BB ratio.
- Posted his second 3-start win streak of the campaign from July 25-Aug. 8, allowing just 1 ER across 16.0 IP (0.56 ERA) with a 20-to-2 SO/BB ratio and .197 opp. AVG over the stretch.
- Promoted to SA on Aug. 22, where he was nearly 6 years younger than the average Double-A player, and allowed 1 ER-or-fewer in all 4 of his regular season starts for the

ACCOLADES

- Baseball America* Minor League Pitcher of the Year (2023, San Antonio)
- Baseball America* Minor League All-Star (2023, San Antonio)
- California League Pitcher of the Year (2023, Lake Elsinore)
- California League Post-Season All-Star (2023 - Lake Elsinore)
- California League Pitcher of the Week (May 7, 2023 - Lake Elsinore)
- Texas League Pitcher of the Week (September 3, 2023 - San Antonio)

Missions, going 2-0 with a 1.56 ERA (3 ER, 17.1 IP) and a .190 opp. AVG.

- In his 2nd start with SA on August 30, he teamed up with Ethan Salas, the widely ranked top catching prospect in baseball, as the batterymate for 5.0 hitless frames with 9 strikeouts in the Missions' 9-2 win over Wichita.
- Concluded his season with getting the ball for the Game 1 start in the Texas League semifinals against Amarillo on Sept. 19, allowing 3 ER across 4.0 innings in SA's 12-11 extra-inning win...it was their lone win in the series before dropping Games 2 & 3...he allowed 2 HR in the contest, which were half as many as the 4 HR he allowed during his 22 regular season starts.
- Since 2000, just 7 teenage minor league pitchers have recorded a sub-2.00 ERA in 100 innings-or-more...Snelling is joined on the list by Cole Hamels (2003), Will Inman (2006), Madison Bumgarner (2008), Michael Piñeda (2008), Jose Fernandez (2012) and Andrew Painter (2022)...among that group, Painter and Snelling were the only 2 to reach Double-A.
- Snelling is the second-ever *Baseball America* Minor League Pitcher of the Year (also: Andrew Painter in '22)...of the 20 *Baseball America* Minor League Players of the Year from 2001-21, just 4 were pitchers: Josh Beckett (2001), Jeff Francis (2004), Jeremy Hellickson (2010) and Blake Snell (2015)...the volume and games played advantage offered by a top position player was the main reason why *Baseball America* introduced a Minor League Pitcher of the Year award in '22, to acknowledge the best season by a pitching prospect.
- Following the season, Snelling also garnered the Padres internal Minor League Pitcher of the Year accolade.

ROBBY SNELLING



PERSONAL

- Snelling was a four-star football recruit as a linebacker that led Robert McQueen High School in Reno, Nevada to the state championship game as a senior...named Region Player of the Year following the season...his father, Jim, has been the head football coach at McQueen since 2009.
- Snelling originally committed to play college baseball for the Stanford Cardinal at the end of his freshman year of high school, but decommitted during his junior year after he began also getting recruited for football...received 15 full-ride football scholarship offers from the likes of Notre Dame, Oregon, UCLA, Nebraska, Virginia and Ole Miss... he then committed to play both baseball and football for the Arizona Wildcats, but decommitted when baseball coach Jay Johnson left to coach the LSU Tigers, where he then committed to LSU to play baseball.
- During the summer of 2021, he participated in the High School All-American Game as well as in the All-Star High School Home Run Derby at Coors Field where he hit 21 home runs, ranking 4th among the 8 competitors.
- Earned Gatorade Nevada Baseball Player of the Year honors

as a senior in 2022, going 8-0 with a 0.56 ERA and a state-record 145 strikeouts against 6 walks, while also batting .362 with 6 home runs...he broke the state record for strikeouts in a game with 20 in a 7-inning game...following the season's end, he traveled to San Diego where he participated in the Draft Combine.

- After being drafted 39th overall in 2022, he focused solely on baseball for his first time since his youth at extended Spring Training and the fall instructional league in Arizona, working on training and nutritional changes to help shave some 10 pounds that he had built as a blue-chip football recruit.
- Worked closely with Lake Elsinore's pitching coach Thomas Eshelman, a 2015 second-round pick, at his first stop in 2023. Snelling credits Eshelman with instruction and guidance that set the tone for his breakout season: "I think Lake Elsinore was a great spot for me," Snelling told *Baseball America*, "Because at that point, I will admit, I didn't really have any general idea how to be a pitcher. I'd go out and throw the ball, but the knowledge behind how to truly understand hitters, how to break down hitters and approach, it wasn't completely there yet. Tom helped me get there." Eshelman will serve as High-A Fort Wayne's pitching coach in 2024.

ROBBY SNELLING CAREER PITCHING

Season	Team	League	W	L	ERA	G	GS	CG	SV	SVO	IP	H	R	ER	HR	HB	BB	SO	WHIP	AVG	AB	WP	GDP	TBF	NP/S
2023	LE	A	5	1	1.57	11	11	0	0	0	51.2	39	10	9	2	0	13	59	1.01	.211	185	0	2	199	795/531
2023	FW	A+	4	2	2.34	7	7	0	0	0	34.2	31	11	9	1	1	11	40	1.21	.237	131	1	1	144	594/372
2023	SA	AA	2	0	1.56	4	4	0	0	0	17.1	12	5	3	1	0	10	19	1.27	.190	63	0	1	73	287/179
2023	3 Teams	Minors	11	3	1.82	22	22	0	0	0	103.2	82	26	21	4	1	34	118	1.12	.216	379	1	4	416	1676/1082
Career	3 Teams	Minors	11	3	1.82	22	22	0	0	0	103.2	82	26	21	4	1	34	118	1.12	.216	379	1	4	416	1676/1082

CAREER TRANSACTIONS

OPTIONS USED: 0/3

2012

Signed by SD as a 1st-round selection (CB-A, 39th overall) in the First-Year Player Draft, August 1



ROBERT SUAREZ

Height: 6-3 Bats: R
Weight: 229 Throws: R

SWAH-rez
robertsuarez_75

75

RHP

Full Name	Robert Suarez
Date of Birth	March 1, 1991 in Caracas, Venezuela
Current Residence	Caracas, Venezuela
2024 Opening Day Age	33
MLB Service Time	2.000
How Obtained	Signed as a Major League free agent on December 1, 2021
Contract Status	Signed through 2027 (player opt-out clause after 2025)

QUICK HITS

- Limited to 26 appearances out of the SD 'pen in 2023, missing 96 team games while on the 15 and 60-day ILs (elbow).
- In his rookie 2022 campaign, he became 1 of just 6 relievers in MLB history to allow 0 ER across 20+ home appearances in a regular season.
- He posted a 19.1-scoreless inning streak across his final 13 regular season appearances and his first 5 Postseason appearances in '22.
- Made his Postseason debut in the 8th inning of Game 1 of the 2022 Wild Card Series vs. the Mets on Oct. 7 in SD's 7-1 victory, retiring all 3 batters he faced on 7 pitches (5 strikes). He became 1 of 5 SD relievers to retire all 3 batters he faced in 1.0 inning of work in 7 pitches-or-fewer in a Postseason outing, joining Emilio Pagan (2020), Trevor Hoffman (2006), Clay Hensley (2006) and Mark Langston (1998).
- His 7 Postseason appearances tied with Nick Martinez for most on the SD staff in '22. He retired all 6 batters he faced in the Wild Card series vs. the Mets on 18 pitches, and earned holds in Games 2 through 4 of the NLDS vs. LAD.
- Originally signed with the Padres on December 1, 2021 to a 1-year contract with a player option for 2023, but opted out after the 2022 season. Re-signed with SD to a 5-year deal through 2027 on November 7, 2022, including a player opt-out clause after 2025.
- Over his 5 seasons in Japan's Nippon Professional Baseball Organization, he compiled a 7-13 record with a 2.81 ERA (64 ER, 205.0 IP), 1.16 WHIP and 209 strikeouts to just 70 walks (3.34 SO/BB ratio) in 191 career games (all in relief) between the Hanshin Tigers (2020-21) and Fukuoka SoftBank Hawks (2016, '18-19).
- Led all NPB pitchers with 42 saves in 2021.
- In his 2 seasons with Hanshin from 2020-21, he allowed just 2 home runs to the 437 batters he faced.

2023 SEASON

- In his 2nd Major League season with SD, made 26 appearances out of the SD 'pen and posted a 4.23 ERA (13 ER, 27.2 IP), 0.90 WHIP and .155 opponents' AVG.
- Began the season on the 15-day IL (right elbow inflammation) and was transferred to the 60-day IL on April

20 before beginning a rehab assignment on July 1.

- Made 4 rehab assignments between the Arizona Complex League (R), Lake Elsinore (A) and El Paso (AAA) before being reinstated from the 60-day IL on July 20.
- Earned the hold in the 8th inning of both of his first 2 appearances of the season with SD on July 21 @ DET and July 25 vs. PIT before allowing his first hit/run of the campaign July 26 @ PIT, an eventual game-winning HR by Carlos Santana...Santana's HR was 1 of just 2 hits and the only run he allowed across his first 6 appearances from July 21-Aug. 1 (1.50 ERA, 0.33 WHIP, .100 AVG against).
- Allowed career highs in ER (5) and walks (3) on Aug. 4 vs. LAD in SD's 10-5 defeat.
- Was scoreless in 14 of his final 19 outings of the season from Aug 8-Sept 29 (3.00 ERA, 0.86 WHIP, .151 AVG against).
- Reinstated from suspended list on Sept. 11 after serving 10 games for "violating the prohibitions on foreign substances" on Aug. 23 vs. MIA...dropped his appeal and began serving it on Aug. 31.
- Limited left-handed batters to a .146 clip (6-41) and righties hit just .161 (9-56)...first batters he faced hit just .192 (5-26) with 0 walks and 8 strikeouts.
- The Padres were 18-9 in games in which he appeared.
- Per Statcast, he relied on 5 pitches: 4-Seam Fastball (36.5%), Changeup (33.6%), Sinker (24.3%), Slider (4.5%) and Cutter (1.1%)...he ranked in the 94th percentile in fastball velocity (97.6 mph), and opponents hit .242 (8-33) against the pitch...opponents hit .080 (2-25) against his changeup and .086 (3-35) against his sinker.

2022

- Made 45 appearances out of the SD pen in his first Major League season, and led all SD hurlers in ERA (2.27), opponents' AVG (.176), SLG (.285) and OPS (.569).
- His 5 wins also tied with Nabil Crismatt and Adrian Morejon for most among all SD relievers, and his 12 holds trailed only Luis Garcia's 20 for most on the club.
- Allowed a career-high-tying 3 ER in his ML debut on Opening Day on April 7 at ARI...entered the game with a 4-0 lead in the B-9th before failing to record an out, while walking 2 and hitting 1 batter in SD's eventual 4-3 defeat...it would be his only losing decision of the regular season.
- Was scoreless in 15 of his next 21 outings from April 10-June 5, going 2-0 with 1 SV, 5 HLD, a .193 ERA (5 ER, 23.1 IP) and

ROBERT SUAREZ



.152 opp. AVG

- Placed on the 15-day IL on June 7 with right knee inflammation before being transferred to the 60-day IL on July 12...began a rehab assignment on July 26 before being reinstated on August 6, missing 55 team games.
- Scoreless in 21 of his 23 final regular season outings after being reinstated from the 60-day IL, going 3-0 with 7 HLD, a 1.48 ERA (4 ER, 24.1 IP), .198 opp. AVG and 11.84 SO/9 IP.
- Finished the season with a career-best 13.1 consecutive scoreless IP across his final 13 regular season appearances from Sept 6-Oct. 4...it was the 4th-longest scoreless streak by an SD reliever in '22, trailing Tim Hill (18.2 IP), Nick Martinez (15.0) and Adrian Morejon (13.2).
- He was 1 of 9 ML relievers and 4 NL relievers to allow 0 home runs from May 23 through the end of the regular season (min. 30.0 IP).
- Became 1 of 6 relievers in MLB history to allow 0 ER across 20+ home app in a regular season single campaign, with STL's Kevin Siegrist in 2013 being the last to do so...allowed 12 ER in 23.2 IP in 24 regular season road app (4.56 ERA).
- Limited hitters to a .176 clip...LHH were 13-for-72 (.181).
- Per Statcast, he relied on 5 pitches: 4-Seam Fastball (43.6%), Sinker (22.2%), Changeup (21%), Cutter (8.7%) and Curveball (4.5%)...opponents were just 4-for-45 (.089 AVG) vs. his changeup and 14-for-62 vs. his 4-seamer, which averaged 97.9 mph (94th percentile in fastball velocity).
- He posted a -4.1 run value per 100 sinkers throw in 2022, 3rd-best among pitchers with at least 25 plate appearances using the pitch, according to Statcast...the run value metric measures the impact of an event based on the runners on base, outs and the count...opponents hit just .139 against the sinker with a .139 SLG.

POSTSEASON: His 7 Postseason appearances tied with Nick Martinez for most among all SD hurlers during the club's run to the NLCS...he was scoreless in each of his first 5 career Postseason outings across the Wild Card Series vs. NYM and NLDS vs. LAD.

- Made his Postseason debut in the 8th inning of Game 1 of the Wild Card Series vs. the Mets on Oct. 7 in SD's 7-1 victory, retiring all 3 batters he faced on 7 pitches (5 strikes)...he became 1 of 5 SD relievers to retire all 3 batters he faced in 1.0 inning of work in 7 pitches-or-fewer, joining Emilio Pagan (2020), Trevor Hoffman and Clay Hensley (2006) and Mark Langston (1998).
- Relieved Joe Musgrove in the 8th of SD's decisive 6-0, Game 3 Wild Card victory vs. NYM on Oct. 9, striking out 2 of the 3 batters he faced on 11 pitches...he retired all 6 batters he faced in the Wild Card series vs. the Mets on 18 pitches.
- Earned a hold in Games 2 thru 4 of the NLDS vs. LAD...entered G2 at Dodger Stadium in the 6th inning on Oct. 12 in relief of Yu Darvish with 0 outs and runners at 1st and 3rd...he struck out Justin Turner and induced an inning-ending, 4-6-3 ground ball double play...with 1 out in the 7th inning, after a single by Cody Bellinger and a double by Mookie Betts, he induced a groundout to 3B (Justin Turner), intentionally walked Freddie Freeman, and got Will Smith to line out to CF in SD's 5-3 victory...he became the 1st rookie in Padres history to enter a Postseason game in relief, strand multiple inherited runners, and pitch multiple scoreless innings...the last SD hurler overall to do so in the Postseason was Donne Wall on October 18, 1998 @ NYY (2.2 scoreless IP with 2 inherited runners stranded).
- Entered Game 3 of the NLDS on Oct. 14 in the 8th inning and earned his 2nd consecutive hold, tossing a scoreless 8th frame in SD's 2-1 victory...tossed a perfect 8th inning in SD's 5-3, series-clinching Game 4 victory on Oct. 15 for his

ROBERT SUAREZ



3rd consecutive hold.

- Entered Game 2 of the NLCS Wed vs. PHI in the 8th inning, and allowed his first run of the season (reg + Post) at home...he was scoreless in all 23 app. and 26.0 IP at Petco Park prior to that outing...he was also scoreless in each of his prior 18 app and 19.1 IP overall dating back to Sept. 6.
- He posted a 191-scoreless inning streak across his final 13 regular season appearances and his first 5 Postseason appearances before having the streak snapped in Game 2 of the NLCS on Oct. 19...he allowed an 8th inning solo home run to Rhys Hoskins in SD's 8-5 victory.
- Tagged with his first losing decision since his Major League debut in Game 5 of the NLCS on Oct. 23 in SD's 4-3, season-ending defeat...entered the game in the 7th inning in relief of Yu Darvish with Bryson Stott at 2nd base and got out of the inning unscathed...in the 8th inning, he allowed a leadoff single to J.T. Realmuto before surrendering a go-ahead 2-run homer to Bryce Harper.

2021

- Spent the 2021 season pitching for the Hanshin Tigers in Japan's Nippon Professional Baseball Organization and went 1-1 with a 1.16 ERA (8 ER, 62.1 IP), 0.77 WHIP (40 H, 8 BB) and 58 SO (25.3% SO rate) over 62 relief app.
- Led all NPB pitchers with 42 saves and posted a 3.5 BB% (2 IBB).
- Set a Hanshin club record with saves in 14 straight mound appearances, breaking the previous record of 11 set by Kyuji Fujikawa, who went on to pitch for the Chicago Cubs (2013-14) and Texas Rangers (2015).
- Allowed 5.8 hits/9 IP, the lowest ratio of his 5-year stay in Japan...allowed 40 hits to the 229 batters he faced, but not one was a HR...posted NPB career highs in app. (62) and IP (62.1)

2020

- In his 1st season with Hanshin, went 3-1 with a 2.24 ER (13 ER, 52.1 IP), 1.05 WHIP, 25 saves and 50 SO to 9 BB.
- His 25 saves led the Central League and owed just 2 HR to the 208 batters he faced.

2019

- Made just 9 app. in his 3rd season with the Fukuoka SoftBank Hawks, going 0-4 with a 5.74 ERA (17 ER, 26.2 IP), 27 SO against 20 BB and 6 HR allowed.

2018

- In his 2nd season with SoftBank, made just 11 app., going 1-1 with a 6.30 ERA (7 ER, 10.0 IP), 10 SO and 5 BB.

2015-17

- Made 2 scoreless app. in **2017** for Team Venezuela during the World Baseball Classic, but injured his elbow during the tournament, eventually needing Tommy John surgery.
- Made his NPB debut in **2016** with Softbank in 2016 with a 3.19 ERA, 2-6 record, 1 save, 26 holds and 64 SO against 18 BB.
- Began his professional career in **2015** with a 23-save season in 2015 with the Saraperos de Saltillo of the Triple-A Mexican League, where he fanned 48 batters vs. 7 BB over 47.1 IP.
- Allowed just 1 ER in his final 22 appearances, including scoreless outings in his final 12 appearances.

ROBERT SUAREZ



PERSONAL

- Worked as a security guard at a supermarket and in construction in Venezuela in his early 20s, pitching solely on the weekends in amateur and independent leagues.

- His brother, Albert, has also pitched in Nippon Professional Baseball for the Tokyo Yakult Swallows.

NIPPON PROFESSIONAL BASEBALL (JAPAN)

Year	Team	G	W	L	SV	HLD	HP	CG	SHO	PCT	BF	IP	H	HR	BB	HB	SO	WP	BK	R	ER	ERA	
2016	SoftBank	58	2	6	1	26	28	0	0	.250	223	53.0	0.2	49	5	18	1	64	2	0	21	19	3.19
2018	SoftBank	11	1	1	0	3	4	0	0	.500	51	10.0		15	1	5	1	10	0	0	7	7	6.30
2019	SoftBank	9	0	4	0	0	0	0	0	.000	126	26.0	0.2	28	6	20	1	27	2	0	18	17	5.74
2020	Hanshin	51	3	1	25	8	11	0	0	.750	208	52.0	0.1	36	2	19	0	50	2	0	15	13	2.24
2021	Hanshin	62	1	1	42	0	1	0	0	.500	229	62.0	0.1	40	0	8	0	58	1	0	9	8	1.16
Totals		191	7	13	68	37	44	0	0	.350	837	205.0		168	14	70	3	209	7	0	70	64	2.81

ROBERT SUAREZ CAREER PITCHING

Season	Team	League	W	L	ERA	G	GS	CG	SV	SVO	IP	H	R	ER	HR	HB	BB	SO	WHIP	AVG	AB	WP	GDP	TBF	NP/S
2015	SLT	AAA	5	0	1.71	43	0	0	23	26	47.1	38	9	9	1	3	7	48	0.95	.222	171	2	6	182	669/454
2022	A-PAD	ROK	0	0	0.00	1	1	0	0	0	1.0	0	0	0	0	0	0	3	0.00	.000	3	0	0	3	9-Sep
2022	ELP	AAA	0	0	9.00	3	0	0	0	0	3.0	4	4	3	2	0	1	3	1.67	.308	13	0	0	14	61/45
2022	SD	MLB	5	1	2.27	45	0	0	1	4	47.2	29	13	12	4	4	21	61	1.05	.176	165	2	2	191	801/506
2022	2 Teams	Minors	0	0	6.75	4	1	0	0	0	4.0	4	4	3	2	0	1	6	1.25	.250	16	0	0	17	70/54
2023	A-PAD	ROK	0	0	6.75	3	1	0	0	0	2.2	4	3	2	0	1	1	3	1.88	.333	12	0	0	14	25/19
2023	LE	A	0	0	13.50	1	0	0	0	0	0.2	1	1	1	1	0	3	0	6.00	.500	2	0	0	5	23/9
2023	ELP	AAA	0	0	16.20	2	0	0	0	1	1.2	4	3	3	0	0	1	1	3.00	.500	8	0	0	10	44/25
2023	SD	MLB	4	3	4.23	26	0	0	0	3	27.2	15	13	13	4	0	10	24	0.90	.155	97	0	0	108	449/291
2023	3 Teams	Minors	0	0	10.80	6	1	0	0	1	5.0	9	7	6	1	1	5	4	2.80	.409	22	0	0	29	92/53
Career	SD	MLB	9	4	2.99	71	0	0	1	7	75.1	44	26	25	8	4	31	85	1.00	.168	262	2	2	299	1250/797
Career	4 Teams	Minors	5	0	2.88	53	2	0	23	27	56.1	51	20	18	4	4	13	58	1.14	.244	209	2	6	228	831/561

WILD CARD

Season	Team	League	W	L	ERA	G	GS	CG	SV	SVO	IP	H	R	ER	HR	HB	BB	SO	WHIP	AVG	AB	WP	GDP	TBF	NP/S
2022	SD	MLB	0	0	0.00	2	0	0	0	0	2.0	0	0	0	0	0	0	2	0.00	.000	6	0	0	6	18/15

DIVISION SERIES

Season	Team	League	W	L	ERA	G	GS	CG	SV	SVO	IP	H	R	ER	HR	HB	BB	SO	WHIP	AVG	AB	WP	GDP	TBF	NP/S
2022	SD	MLB	0	0	0.00	3	0	0	0	0	4.0	3	0	0	0	0	1	3	1.00	.214	14	0	1	15	50/36

LEAGUE CHAMPIONSHIP SERIES

Season	Team	League	W	L	ERA	G	GS	CG	SV	SVO	IP	H	R	ER	HR	HB	BB	SO	WHIP	AVG	AB	WP	GDP	TBF	NP/S
2022	SD	MLB	0	1	9.00	2	0	0	0	1	3.0	4	3	3	2	0	1	4	1.67	.333	12	0	1	13	44/34

POSTSEASON (COMBINED)

Season	Team	League	W	L	ERA	G	GS	CG	SV	SVO	IP	H	R	ER	HR	HB	BB	SO	WHIP	AVG	AB	WP	GDP	TBF	NP/S
2022	SD	MLB	0	1	3.00	7	0	0	0	1	9.0	7	3	3	2	0	2	9	1.00	.219	32	0	2	34	112/85

CAREER TRANSACTIONS

OPTIONS USED: 0/3

- 2021 Signed by SD as a Major League free agent, December 1
- 2022 Re-signed by SD as a Major League free agent, November 17



BRETT SULLIVAN

Height: 6-0 Bats: L
Weight: 192 Throws: R

29

C

Full Name	Brett Charles Sullivan
Date of Birth	February 22, 1994 in Stockton, California
Current Residence	Scottsdale, Arizona
2024 Opening Day Age	30
MLB Service Time	0.081
How Obtained	Acquired by SD from MIL along with OF Korry Howell in exchange for C Victor Caratini and cash considerations on April 6, 2022
Contract Status	Signed through 2024

QUICK HITS

- Made his Major League debut on April 18, 2023 vs. ATL and notched his 1st Major League hit 4 games later with a single in the 7th inning on April 27 @ CHC.
- On May 3, 2023 vs. CIN, connected with his 1st career home run amidst his 1st multi-hit effort. Became the first Padres' rookie with a 4 RBI game since Jake Cronenworth on Aug. 22, 2020 vs. HOU. He also became the first San Diego rookie catcher with 4-or-more RBI in a game since Francisco Mejia on Sept. 16, 2018 vs. TEX (walk-off grand slam).
- Acquired by SD the day before Opening Day on April 6, 2022 from MIL in a 3-player deal that sent C Victor Caratini to MIL.
- Spent all of '22 with Triple-A El Paso and posted career highs in runs scored (73), RBI (tied, 81) and walks (38).
- His 13 sacrifice flies in '22 were the 2nd-most in all of minor league baseball, trailing only TEX's Blaine Crim's 14.

2023 SEASON

- Made his Major League debut on April 18 vs. ATL and notched his 1st Major League hit 4 games later with a single in the 7th inning on April 27 @ CHC.
- Concluded his 1st Major League season making 24 starts at catcher and appearing in 33 games, where he tallied 3 2Bs, 1 HR, and 6 RBI at a .210 clip (17-for-81) with a .244 OBP and .284 SLG.
- Behind the plate, turned in a .982 fielding percentage (4 E/226 TC) across 220.0 innings...also made 1 appearance at third base on Sept. 10 @ HOU (1.0 INN).
- May 3 vs. CIN, connected with his 1st career home run amidst his 1st multi-hit effort...became the 1st Padres' rookie with a 4 RBI game since Jake Cronenworth on Aug. 22, 2020 vs. HOU.
- He also became the first San Diego rookie catcher with 4-or-more RBI in a game since Francisco Mejia on Sept. 16, 2018 vs. TEX (walk-off grand slam).
- Recalled Sept. 1 and made 10 starts at catcher, slashing .265/.324/.265 with 1 RBI across 12 games.
- Capped his rookie campaign hitting safely in 6 of his 12 games, while reaching base in 7 of those contests.

ACCOLADES

2x MiLB.com Organization All-Star (2016 & '19, TB)

Southern League Mid-Season All-Star (2018, Montgomery)

Florida State League Mid and Post-Season All-Star (2017, Charlotte)

Midwest League Mid-Season All-Star (2016, Bowling Green)

Midwest League Player of the Week (June 19, 2016 - Bowling Green)

- Collected 3 multi-hit efforts across his last 8 games...had just 1 multi-hit game in his previous 20 games.

2022

- Acquired by SD from MIL along with Korry Howell on April 6, 2022 in exchange for C Victor Caratini and cash considerations.
- Spent all of 2022 with El Paso (AAA) and was 1 of 4 Chihuahuas to play in 100+ games (113) with 400+ at-bats (421)...he posted career highs in runs scored (73), RBI (tied, 81) and walks (38).
- His 13 sacrifice flies were the 2nd-most in all of minor league baseball, trailing only Blaine Crim's 14.
- Made 64 appearances at catcher, 15 at third base and 13 in left field.
- Collected 1 of the Chihuahuas' 10 walk-off hits on April 30 vs. Reno on an RBI-single with 2 on and 2 outs in the 9th inning.
- Hit safely in 14 of his first 17 games from April 7-May 5 at a .333 clip (19-for-57) with 5 XBH (2 2B, 3 HR)...hit .196 (10-for-51) in May before hitting .349 (29-for-83) in June, .265 (22-for-83) in July, .278 (22-for-79) in August and .274 (20-for-73) in September.
- Hit .319 (66-for-207) with 23 XBH in 55 games at home vs. a .252 clip (54-for-214) with 20 XBH in 58 away games.
- The left-handed hitter batted .303 (97-for-320) with 7 HR vs. righties and .228 (23-for-101) with 2 HR vs. lefties.
- He hit .294 (42-for-143) with RISP, including 8-for-19 (.421) with the bases loaded.
- Spent the majority of the season batting in the 5th slot (45 G, .291 AVG) of the Chihuahuas' batting order, and also batted 7th 20 times (.250 AVG), 6th 19 times (.254), 4th 12 times (.273), 3rd nine times (.300), 9th 3 times (.667) 2nd twice (.444), 8th twice (.333) and lead off once (.1000).
- When he got ahead in counts, he was a .307 hitter (43-for-

BRETT SULLIVAN



140) with 7 of his 9 HR...when he fell behind, he hit .183 (24-for-131).

2015-21

- Was a non-roster invitee to TB's Major League Spring Training in his final season with the Rays' organization in **2021**...spent all of 2021 with Durham (AAA), batting .223 (69-for-309) with 9 HR and 35 RBI across 90 games played... following the season played for Escogido in the Dominican Winter League (14g, .273, 0hr, 5rbi).
- Signed as a free agent with Milwaukee on November 30. Was a non-roster invitee to ML Spring Training in **2020** with the Rays at the time of the COVID-19 shutdown...appeared in 5 games with the Sugar Land Lightning Sloths of the independent All-American Baseball Challenge before he was added to TB's 60-man Player Pool roster on July 28... following the season played for Escogido in the Dominican Winter League (11 G, .243 AVG, 2 HR, 4 RBI).
- Spent all of **2019** at Double-A Montgomery for the 2nd consecutive season...batted .280 with 10 HR, 51 RBI and 21 SB in 102 games...played mostly left field (56 starts)...ranked among the Southern League leaders in doubles (T-6th, 25), SLG (8th, .459), OPS (9th, .792), stolen bases (T-9th, 21), AVG (10th, .280) and XBH (10th, 40)...hit for the cycle in a

5-1 win on June 5 vs. Tennessee, the second cycle in club history (4-for-4, 3 R, 2B, 3B, HR, 2 RBI).

- Earned his 1st non-roster invitation to TB's ML Spring Training in **2018**...batted .266 with 7 HR, 65 RBI and 17 SB in 111 G @ Montgomery (AA)...his 65 RBI tied for 7th in the league...Earned Southern League Mid-Season All-Star honors and was named Southern League Player of the Week for Aug. 27-Sept. 3, batting .481 (13-for-27) with 1 HR and 9 RBI.
- Batted .294 in **2017** with 8 HR, 74 RBI and 18 SB in 107 G between Class-A Charlotte (83 G) and Double-A Montgomery (24 G)...was a Florida State League Mid and Post-Season All-Star...his 67 RBI tied for second in the league...his 74 RBI overall ranked 2nd among Rays Minor League players, trailing only Jesús Sánchez (82)...following the season played for the Surprise Saguaros in the Arizona Fall League (14 G, .313, 0 H, 11 RBI).
- In **2016**, batted .283 with 13 HR, 81 RBI and 17 SB in 118 games at Bowling Green (A), and appeared at catcher for the first time in his professional career (65 starts), earning Midwest League All-Star honors....ranked among the league leaders in RBI (T2nd, 81), runs (T3rd, 75), doubles (T6th, 34), extra-base hits (T6th, 47), total bases (T8th, 206), hits (10th, 133) and HR (T10th, 13)...his 81 RBI led Rays Minor League players...named Midwest League Player of the Week for

BRETT SULLIVAN



June 13-19, batting .500 (13-for-26) with 11 RBI.

- Batted .260 in **2015** with 11 HR and 31 RBI in 64 games at Class-A Princeton, all at third base...led the Appalachian League in XBH (34) and ranked among the league leaders in total bases (T-2nd, 128), runs (T-3rd, 47), HR (T-3rd, 11), 2B (T-3rd, 20) and hits (T-7th, 69).

PERSONAL

- Is married...wife's name is Hunter...the couple has a son named Hudson.
- Graduated from Lincoln (CA) High School, where he also played football and basketball.
- Attended the University of the Pacific, where he became the 1st player in program history to hit for the cycle (sophomore).
- Was originally drafted by Tampa Bay as an infielder in 2015 (17th round).
- Brother, Tyler, a year older, also played for Pacific and was selected by the White Sox in the same draft (14th round).
- Co-founded a nutritional dog treat company with his brother called Barkley's Bag.

BRETT SULLIVAN



BRETT SULLIVAN CAREER BATTING

Season	Team	League	AVG	G	AB	R	H	2B	3B	HR	RBI	BB	SO	SB	CS	OBP	SLG	OPS	PA	HBP	SAC	SF	GDP
2015	PRN	ROK	.260	65	265	47	69	20	3	11	31	10	35	5	0	.296	.483	.779	281	4	1	1	4
2016	BG	A(Full)	.283	118	470	75	133	34	0	13	81	24	70	17	4	.314	.438	.752	501	0	1	6	11
2017	CHA	A(Adv)	.301	83	326	44	98	19	5	8	67	14	29	14	4	.330	.463	.793	345	2	0	3	4
2017	MTG	AA	.272	24	92	12	25	5	0	0	7	3	11	4	0	.302	.326	.628	96	1	0	0	0
2017	2 Teams	Minors	.294	107	418	56	123	24	5	8	74	17	40	18	4	.324	.433	.757	441	3	0	3	4
2018	MTG	AA	.266	111	421	47	112	19	4	7	65	34	55	17	7	.322	.380	.702	466	4	0	7	7
2019	MTG	AA	.280	102	364	53	102	25	5	10	51	32	48	21	5	.333	.459	.792	403	0	1	6	2
2021	DUR	AAA	.223	90	309	48	69	20	0	9	35	31	54	7	4	.302	.375	.677	345	4	1	0	2
2022	ELP	AAA	.285	113	421	73	120	28	6	9	81	38	58	3	0	.339	.444	.783	475	3	0	13	8
2023	ELP	AAA	.328	61	238	45	78	22	1	7	41	32	27	9	3	.401	.517	.918	279	2	0	7	5
2023	SD	MLB	.210	33	81	7	17	3	0	1	6	4	19	0	0	.244	.284	.528	86	0	0	1	1
Career	SD	MLB	.210	33	81	7	17	3	0	1	6	4	19	0	0	.244	.284	.528	86	0	0	1	1
Career	6 Teams	Minors	.277	767	2906	444	806	192	24	74	459	218	387	97	27	.328	.436	.764	3191	20	4	43	43

CAREER TRANSACTIONS

OPTIONS USED: 2/3

- 2015** Signed by TB as a 17th-round selection in the First-Year Player Draft, June 20
- 2021** Signed by MIL as a Major League free agent, November 21
- 2022** Acquired by SD from MIL along with OF Korry Howell in exchange for C Victor Caratini and cash considerations, April 6



FERNANDO TATIS JR.

Height: 6-4 Bats: R
Weight: 216 Throws: R

@tatis_jr
fernando_tatis21
tah-TEES

23

OF

Full Name	Fernando Gabriel Tatis Medina Jr.
Date of Birth	January 2, 1999 in San Pedro De Macoris, Dominican Republic
Current Residence	San Pedro De Macoris, Dominican Republic
2024 Opening Day Age	25
MLB Service Time	4.120
MLB Debut	March 28, 2019 vs. SF (with SD)
How Obtained	Acquired from CWS along with Erik Johnson in exchange for James Shields and cash considerations on June 4, 2016
Contract Status	Signed through 2034

QUICK HITS

GOOD AS GOLD (AND PLATINUM) Won his first career Gold Glove (RF) and Platinum Glove (NL) in 2023 after finishing his 1st full season in the OF. Led MLB with 29 defensive runs saved (Fangraphs), had the 2nd-most putouts of any NL right fielder (282) and his 12 outfield assists ranked T-3rd in the NL. He joined Ha-Seong Kim and just 4 other players to win a Gold Glove in their first season at a new position and became the 1st right fielder to win a Platinum Glove.

TRAINER'S TABLE Had left shoulder surgery on September 6, 2022, performed in Los Angeles by Dr. Neal ElAttache. Also underwent two surgeries on the scaphoid bone in his left wrist. The first was on March 16, 2022, and the latest was in October 2022.

SILVER SLUGGER Became the 1st shortstop in Major League history to win multiple Silver Slugger awards (2021-22) before turning 23.

RARE BREED In 2021, became the 11th player in MLB history to have a 30 2B/40 HR/25 SB season and the youngest player to ever do so.

STATUE NUMBERS Became the fastest player in club history to reach 50 home runs (171 games), 200 hits (173), 100 runs scored (122), and 90 XBH (90).

HEY NOW, YOU'RE AN ALL-STAR Was the starting SS for the National League in the 2021 All-Star Game in Denver. He became the 1st Padre voted into an All-Star Game start since Tony Gwynn in 1999 and the 13th Padre to ever start an All-Star game (1st since Wil Myers in 2016). At 22 years and 193 days old, he was the youngest Padre to ever start an All-Star Game.

WELCOME TO THE SHOW On Feb. 1, 2021, Sony's MLB® The Show™ 21 announced that Tatis would grace the cover of the video game, becoming the youngest player to do so and the 1st Padre (game debuted in '06).

BOOM, SIGNED On February 22, 2021, the Padres signed Tatis to a 14-year contract through the 2034 season, the longest contract in MLB history.

2023 SEASON

- Began his 4th Major League campaign on April 20 after serving an 80-game suspension for testing positive for a banned substance (issued on Aug. 12, 2022).

ACCOLADES

Platinum Glove Award (2023, NL)

Gold Glove Award (RF, 2023)

NL All-Star (2021, SD)

2x All MLB First Team (SS, 2020-21)

2x NL Silver Slugger Award (SS, 2020-21)

NL MVP Voting (2020, 4th & 2021, 3rd)

2x NL Player of the Month (July-August 2020 & May 2021)

2x NL Player of the Week (Aug. 10, 2020 & April 25, 2021)

MLBPAA Padres Heart and Hustle Award (2019, SD)


Baseball America Major League All-Rookie Team (2019, SD)

Rookie of the Year Voting (2019, finished 3rd)

Futures Game Selection (2018, World Roster)

- Slashed .257/.322/.449 and tallied 91 runs, 148 hits, 33 2B, 1 3B, 25 HR, 78 RBI and 29 SB with 53 BB against 141 SO in 141 games.
- Notched career highs in games, plate appearances, at-bats, hits, 2B and SB.
- Ranked among the top NL outfielders in runs (10th) and 2B (T-8th), while his 29 SB ranked 10th among all NL players.
- Joined Hanley Ramirez and Mike Trout as 1 of just 3 Major Leaguers all-time to have multiple seasons (2021, 2023) with 30-2B, 25-HR & 25-SB before their age 25 season.
- Joined Ha-Seong Kim as the Padres' Gold Glove Award recipients and was the first Padre and right fielder in the Majors to receive a Rawlings Platinum Glove after wrapping his first full season in the outfield. Logged 137 games across 1175.1 innings at a .980 fielding percentage with a Major-League leading 29 defensive runs saved (Fangraphs) and the 2nd-most putouts of any NL right fielder (282)...also led Major League right fielders in outs above average (11 OAA in RF) per Statcast, while his 12 outfield assists in right ranked 2nd in the league at the position (behind Lane Thomas' 16)...overall, his 12 outfield assists ranked T-3rd in the NL.
- Tatis Jr. joined Kim and just 4 other players to win a Gold Glove in their first season at a new position (others: CHC Ryne Sandberg 1983, CIN Pokey Reese 1999, TOR Marcus Semien 2021 and BAL Ramón Urías 2022)...it was also

FERNANDO TATIS JR.



the first time since 1996 the Padres have had multiple Gold Glove winners in a single season (Steve Finley, Ken Caminiti).

- Became the first right fielder to win a Platinum Glove since the award was established in 2011.
- Per Statcast, Tatis recorded 9 outs with a 26-50% catch probability, tied with COL's Brenton Doyle for the most of any OF in 2023, and he missed just 2 of the 11 plays with such a catch probability for a National League-leading 81.8 % success rate...Tatis also ranked 2nd in the National League in average arm strength of 96.6 mph (Statcast), trailing just COL Nolan Jones' 98.9 mph...arm strength is calculated by taking the average of top 10% of the fielder's throws, with a minimum of 50 throws to qualify.
- His 134 games started in RF ranked 4th in the NL behind Ronald Acuna Jr. (156 GS), Nick Castellanos (148), and Lane Thomas (148).
- With his 25 HR, he combined with Juan Soto (35 HR) and

Manny Machado (30) as the 3rd trio with 25+ HR in San Diego history (other: 2001, 2019).

- Additionally, joined 6 other players in 2023 to hit 30+ 2B, 25+ HR, 75+ RBI and steal 25+ bags – accompanying, Ronald Acuña Jr., Julio Rodriguez, Francisco Lindor, Kyle Tucker, Trea Turner and Corbin Carroll.
- Aug. 2 @ COL, became the 4th-fastest player in MLB history to reach 100 career HR...there are 12 active players who have reached the centennial mark prior to their age 25 season, including Juan Soto (160 HR) and Manny Machado (138 HR)...became the 1st player in franchise history to accomplish the feat as a Padre...finished 2023 as 1 of just 6 other current players to have reached the 100 HR plateau in their 1st 4 ML seasons at age 24-or-younger, including: Vladimir Guerrero Jr. (2022), Ronald Acuña Jr. (2021), Cody Bellinger (2020), Giancarlo Stanton (2013) and Miguel Cabrera (2006).
- Connected with 3 HR in 13 games vs. the Dodgers, which tied for his most HR vs. an opponent during the 2023

FERNANDO TATIS JR.

season...his 16 HR vs. the Dodgers from his rookie season in 2019 through 2023 tied teammate Manny Machado and Christian Walker (ARI) for most HRs hit by an opponent vs. LAD from 2019-23 .

- Prior to his reinstatement from the Restricted List on April 20 @ AZ, played in 8 games with Triple-A El Paso, where he went 17-for-33 (.515) with 11 runs scored, 2 2B, 7 HR and 15 RBI for a .590 OBP and 1.212 SLG.
- During the month of June, hit .318 (35-for-110) with a .400 OBP and ranked among the top in the Majors in 2B (12, 3rd) and XBH (18, 4th)...from his rookie season in 2019-23, his .655 career SLG and 1.070 OPS during the months of June both ranked 3rd in the Majors, while his .415 OBP (7th) and .331 average (8th) and also rank among the best in June since '19.
- Compiled an 18-game on-base streak from June 6-25, falling 1 game shy of tying his career-long streak of 19 consecutive games from Aug. 13, 2019 to Aug. 11, 2020...hit .357 with 9 2B, 4 HR, 9 RBI and 8 SB for a .464 OBP during the span.
- On June 14, became the 1st player in the Modern Era (since 1900) to have 3 XBH, a HR, 2 runs scored, 2 SB, a BB and an OF assist in a single game.
- Aug. 16 vs. BAL, became the 2nd Padres' player ever to steal home in an Interleague game (other: Gary Matthews, June 4, 1999 vs. SEA)...also marked the 9th time in club history (1st since Travis Jankowski on Aug. 10, 2016 @ PIT).
- Aug. 18 vs. ARI, hit his 20th HR of the year...2023 marked Tatis Jr.'s 3rd season of 20+ HR, making him the first Padre to accomplish the feat within his first 4 seasons prior to turning 25 (during the 2020 shortened season he had 17 HR).
- In the 400th game of his career on Sept. 15 @ OAK, hit his 25th and final HR of the season - with his 25 HR and 29 SB, 2023 marked his 2nd-career 25/25 season (also 2021: 42 HR/25 SB)...he became the first Padre to have multiple 25/25 seasons - Reggie Sanders (1999) and Wil Myers (2019) are the only other Padres to have a single 25/25 season.
- Sept. 24 vs. STL, robbed a HR over the right-field wall at Petco Park, which was named Play of the Week (MLB.com) the following day.
- Connected with his 49th career regular-season home run at Petco Park to surpass Hunter Renfroe for 4th all-time.
- Concluded the season hitting safely in 11 of 17 games at a .277 clip with 4 2B, 2 HR and 7 RBI.

2022

- Appeared in four rehab games with Double-A San Antonio prior to Aug. 12, when MLB announced his 80-game suspension for testing positive for Clostebol, in violation of MLB's Joint Prevention and Treatment Program...the suspension was announced minutes before the Padres 7:05 pm ET game @ WSH in Juan Soto and Josh Bell's homecoming (both were acquired 10 days prior at the 2022

trade deadline on Aug. 2).

- Prior to his suspension, Tatis was working his way back from a left wrist injury and was days away from reporting to the Major League team.
- The 80-game suspension began on August 12, and after the 48 regular season games to end the season, the Padres' 12 Postseason games counted towards the suspension...the suspension carried over into the first 20 games at the start of 2023, with Tatis eligible to return to the Major League team on April 20 (the start of a four-game series @ Arizona).
- Had left shoulder surgery on September 6, 2022 to repair the labrum in his left shoulder (performed in Los Angeles by Dr. Neal ElAttache).
- Also underwent two surgeries on the scaphoid bone in his left wrist...the first was on March 16, and the latest was in October 2022
- Tatis was cleared to resume baseball activities in early January of 2023.

2021

- In 130 games for the Padres in 2021, the 1st-time National League All-Star led the NL in HR (42), AB/HR rate (11.38), offensive bWAR (7.3) per Baseball Reference, average exit velocity (93.9 mph), hard hit percentage (55.6%), and barreled balls (70), and he ranked 2nd in SLG (.611), 3rd in OPS (.975), and SB (25), 4th in overall bWAR (6.6), and 7th in runs scored (99).
- For the 2nd straight season, won the NL Silver Slugger award at shortstop, becoming 1st SS in franchise history to win the award multiple times as a Padre (Garry Templeton won the award twice in his career at SS, but his 1st Silver Slugger award was with the Cardinals).
- Became the 1st shortstop in Major League history to win multiple Silver Slugger awards before turning 23.
- Joined Alex Rodriguez (1998) as the only other shortstop to hit at least 40 home runs and steal at least 25 bases in a season (min. 100 games played at SS).
- Became the 11th player in MLB history to have a 30 2B/40 HR/25 SB season and the youngest player to ever do so... was the 13th time overall.
- Led the team in runs created (113) and extra-base hits (73), and he posted a weighted on-base average (wOBA) of .408 and a .324 batting average on balls in play (BABIP).
- His 11.38 AB/HR rate led MLB and was the 2nd best ratio of any Padre batter in SD history (behind Greg Vaughn's 11.31 in 1998).
- Had a 1.015 OPS vs. National League West opponents, the highest of any player against the NL West (min. 200 ABs)... Tatis' 24 homers against NL West teams were the most of any NL player against a single division in 2021, and the most against the NL West in a season since Nolan Arenado's 27 HR in 2015 vs. the NL West.

FERNANDO TATIS JR.



- Posted his first 3 homer game on June 25 vs. ARI.
- Had 5 different 4-hit efforts in 2021, tying his career high of 4 hits originally set on July 14, 2019 vs. ATL, and he saw 2 games with a career-high 4 runs scored on April 25 @ LAD and June 25 vs. ARI...had a career-high 3 walks on June 29 @ CIN.
- In the Padres' 2nd road trip of 2021 @ LAD from April 22-25, he became the 1st player in MLB history to have 5-or-more home runs and 2-or-more stolen bases in a road series (posted a 1.779 OPS).
- Earned National League Player of the Month honors in the month of May, his 2nd NL Player of the Month Award (first was in July-August of 2020)...posted a slash line of .353/.440/.824 with 21 runs scored, 24 hits, 5 2B, 9 HR, 26 RBI and 8 SB over 20 games in May.
- Collected 25 RBI across 13 games from May 9-31, becoming the 2nd player in franchise history to log 25-or-more RBI in a 13-game span, joining Ken Caminiti (1996).
- Following his performance on May 23 vs. the Mariners, became the 6th player in history to have multiple 2-homer, 6-RBI games before turning 23 years, joining Hall-of-Famers Mel Ott and Jimmie Foxx, as well as Aramis Ramirez and Rafael Devers.
- Became the fastest player in club history to reach 50 home runs (171 games), 200 hits (173), 100 runs scored (122), and 90 XBH (90).
- Became the 1st SS in MLB history to log at least 50 HR by the time of his 200th career hit.
- On May 21 vs. Seattle, he hit a 3-run, opposite field HR for the 50th of his career, tying Ryan Braun for the 5th-fewest games needed to reach 50 HR (171 G)...the list of fewest games to 50 career HR: Pete Alonso (152 G), Rudy York (153 G), Gary Sanchez (161 G), Mark McGwire (161 G), Ryan Braun (171 G), and Tatis Jr. (171 G)...he became the fastest Padre to reach the milestone and the fastest shortstop in MLB history to do so.
- Made his 1st stint on the IL from April 6-16 with left shoulder inflammation...made another IL stint after testing positive for COVID-19 on May 11 before re-aggravating his shoulder on June 19 diving for a ball...missed 1 game before returning to the lineup the day after...placed again on the IL with left shoulder inflammation on July 31 and was reinstated on August 15.
- On August 15, started in right field for his 1st-career appearance in the outfield (Majors or minors), and he went 4-for-5 with 1 2B, 2 HR, 4 RBI and 3 runs scored in SD's 8-2 win @ ARI...went on to start 21 straight games in the outfield from August 5-September 10 before returning to play shortstop on September 11 @ LAD...in the final 20 games of the season, appeared in the outfield just 3 times with 18 appearances at shortstop.
- Was the starting shortstop for the National League in the 2021 All-Star Game in Denver...he became the 1st Padre voted into an All-Star Game start since Tony Gwynn in 1999 and the 13th Padre to ever start an All-Star game (1st since

Wil Myers in 2016)...at 22 years and 193 days on the date of the ASG, he was the youngest Padre to ever start an All-Star Game...led off against Shohei Ohtani and flew out, going 0-for-2 in the game.

- His 1.069 OPS on the road was the 2nd highest mark in the NL behind Juan Soto (1.086 OPS)...had a .875 OPS at home, which led all qualifying Padres.
- Swung at the 1st pitch 41.6 percent of the time, the highest 1st-pitch swinging percentage on the club.
- His 1.214 OPS with runners in scoring position ranked 2nd in the Majors behind Juan Soto (1.265 OPS), and his 1.583 OPS with RISP/2 out led the Majors.
- His homer on September 30 @ LAD put Tatis in 2nd place on the Padres' all-time home run list in a single season (42 HR), behind Greg Vaughn's 50 in 1998.
- With his HR on September 22, he became the 10th player in MLB history to hit 40-or-more HR's at age 22-or-younger and the 15th player in MLB history to hit 40-or-more HR's with 25-or-more stolen bases in a single season...joined Johnny Bench as the only players 22-or-younger to hit 40 homers in their 1st 119 games of a season.
- Set the Padres' single season home run record for a shortstop with 34...bested Khalil Greene's previous club record of 27 home runs in 2017 with his 28th homer as a shortstop on July 21 @ STL (off Shane Greene).
- His 22 errors ranked 5th most in MLB, and his 21 errors at SS were the most of any National League SS (2nd most of any SS in the Majors behind Bo Bichette's 24 errors).

2020

- Finished his sophomore season ranking 2nd in the NL in HR (17) and runs scored (50), 4th in RBI (45) and SB (11), 5th in TB (128) & 6th in XBH (30)...his fWAR of 2.9 ranked 3rd in the NL behind just Mookie Betts (3.0) and Freddie Freeman (3.4).
- Led the Majors in average exit velocity (95.9 mph), hard hit % (62.2), and in balls hit 95+ MPH (102).
- Per Statcast, his 7 outs above average led all MLB shortstops and tied with COL's Nolan Arenado for the most of any infielder in 2020.
- After making 18 errors in 7311 inn. in 2019 at SS, he made 3 errors in 473.1 inn. at SS in 2020...his 3 errors tied for the 2nd fewest of any NL SS who played 400.0+ inn. at SS (tied with MIL's Orlando Arcia, behind ATL's Dansby Swanson's 2).
- In his 1st 43 G of the season (until Sept. 7), Tatis hit .314 (53-for-169) with a .405 OBP, .663 SLG and 1.068 OPS (his OPS ranked 3rd in MLB in that span behind Ian Happ's 1.079 & Mike Trout's 1.071)...in his final 16 G, he hit .164 (9-for-55) with 1 2B and 2 HR for a .533 OPS.
- His .937 OPS in 2020 ranked 3rd among all shortstops (behind Corey Seager's .943 OPS and Trea Turner's .982).
- On August 9 vs. ARI, played his 100th career game, after

FERNANDO TATIS JR.

which he had 127 career hits, 30 HR, .320 AVG, .385 OBP, .625 SLG, 1,010 OPS, 71 RBI, 248 total bases, 54 XBH and 20 stolen bases...through his 1st 100 career G, he became the 1st SS in the Modern Era (since 1900) to hit 30+ HR and the 1st player in MLB history to hit 30+ HR and steal 20+ bases...became the 9th player in MLB history to hit 30+ HR in his 1st 100 G, joining Mark McGwire (37), Cody Bellinger (34), Pete Alonso (33), Gary Sanchez (33), Rudy York (33), Jose Abreu (31), Ryan Braun (30), and Aaron Judge (30)... among those who played their 1st 100 G as a Padre, Tatis had the most HR (30) and TB (248), the highest SLG (.625), and OPS (1.010), and ranked 2nd in AVG (.320, behind Gary Sheffield's .324) and hits (127, behind Steve Finley's 131)... among players 21-or-younger in their 1st 100 G, Tatis had the most HR, highest SLG, highest OPS, T-6th most hits and the 9th-highest AVG...his .625 SLG was 4th among all player's 1st 100 G: Rudy York (.640), Mark McGwire (.638), Ryan Braun (.628), and Tatis (.625).

- On Aug. 10, earned his 1st-career NL Player of the Week honor, becoming the 1st Padre winner since Manuel Margot in July 2017 and the 1st SD infielder since Chase Headley in Aug. 2011...In 6 G, he hit .435 (10-for-23) with a 1.261 SLG and 1.741 OPS with 7 R, 6 HR and 9 RBI.

- On August 17 @ TEX, hit his 10th and 11th HR of 2020, became the fastest player in SD history (24 team games) to reach the double-digit HR mark...his 2nd home run was also his 1st-career grand slam, which came on a 3-0 count with 1 out in the top of the 8th with the bases loaded and the Padres leading 10-3...since detailed pitch data became available in 1988, there have been 16 instances of a homer being hit in a 3-0 count with a 6+ run lead...within the list are 25 All-Star appearances, 8 Silver Slugger Awards, 2 MVP Awards and 1 World Series MVP...before then, the last player to do so was Manny Machado on Aug. 17, 2018 @ SEA while with LAD (was its 2-year anniversary).

- On Aug. 17, became the youngest Padre to ever have a 7 RBI game, and since RBI started being tracked in 1920, was the 6th player in MLB history under the age of 22 to have a 7 RBI game, and was just the 3rd player to have 7 RBI and 2 HR in a game (joined SF's Orlando Cepeda on June 4, 1959 and CHC's Ron Santo on June 28, 1961).

- On August 19 vs. Texas, hit his MLB-leading 12th HR of the year, which were the most HRs by any 21-year-old in his team's 1st 26 games of a season in the Modern Era (since 1900)...Mel Ott was 2nd behind Tatis with 10 HR in 1929.

- On Sept. 2, was named NL Player of the Month for July-August, his 1st-career monthly award and the 1st Padre winner since Wil Myers in June 2016...over 37 games in July/Aug., Tatis slashed .313/.395/.660 with 38 R, 46 hits, 8 2B, 2 3B, 13 HR, 33 RBI and 7 SB.

- Had a 1.285 OPS with RISP, the 5th-best mark in MLB.

- His 5 opposite field home runs ranked T-2nd in the NL with Kyle Schwarber, behind Juan Soto's 6.

- Homered on Sept. 25 @ SF for the 1st time since Sept. 6 @ OAK (span of 15 G).

- After going hitless in 3 straight games for the 1st time in his

career, he finished the season hitting safely in 6 of his final 7 games (.292, 7-for-24) with 1 2B, 2 HR and 5 RBI.

POSTSEASON: Played in all 6 Postseason games for the Padres in 2020, batting .318 (7-for-22) with 2 2B, 2 HR, 5 RBI, 5 BB and 5 R.

- Both Tatis Jr. and Wil Myers hit their 1st and 2nd career Postseason home runs in Game 2 of the Wild Card Series vs. STL, and Manny Machado homered in the 6th, following Tatis' 1st HR...was the 2nd time in SD Postseason history in which a pair of Padres hit back-to-back HRs (Tony Gwynn and Greg Vaughn on Oct. 17, 1998 @ NYY).

- Tatis Jr. homered in the 6th and 7th innings in Game 2 of the Wild Card Series vs. STL, and Wil Myers homered in the 7th and 8th innings, which was the 2nd time in MLB history that teammates homered multiple times in the same Postseason game...the other time was 88 years ago exactly by NYY's Babe Ruth and Lou Gehrig on October 1, 1932 in Game 3 of World Series @ CHC...was the fabled game in which Ruth called his shot in the 5th, with the game tied 4-4 and Charlie Root pitching.

- Became the youngest Padre to ever homer in a Postseason game (21 and 273 days old) and the 3rd-youngest player in MLB history to homer twice in a game, behind Carlos Correa (21 and 20 days old) on Oct. 12, 2015 and Andruw Jones (19 years and 180 days old) on Oct 20, 1996.

- His 5 RBI on Oct. 2 vs. STL (Game 2) tied with Steve Garvey for the most RBI in a Postseason game by a Padre (Garvey had 5 on Oct. 6, 1984 vs. CHC).

- Hit safely in 5 of the Padres' 6 playoff games, including a 4 game hitting streak to begin his Postseason career (hit .400; 6-for-15)...was the 1st player in Padres history to open his Postseason career with a 4-game hitting streak, and his 6 hits in that time were also the most by any Padre in their 1st 4 career Postseason games.

- In Game 2 of the NL Division Series vs. LAD, CF Cody Bellinger robbed Tatis of a 7th inning, go-ahead home run.

2019

- Selected to the ML roster on Opening Day and was the 8th-youngest position player to start on Opening Day in the past 50 seasons...became the youngest Padre (20 years, 85 days old) to play on Opening Day and the youngest Padre to play in any game since Roberto Alomar (20 years, 77 days) in 1988.

- 31 different position players have started Opening Day at Tatis' age-or-younger in the Modern Era (since 1900)...in the previous 42 years, only 3 players younger than Tatis had started on Opening Day, 2 of whom are in the Hall of Fame (Adrian Beltre, Alan Trammell and Ken Griffey Jr.).

- Became the youngest player with 2 hits on Opening Day since Robin Young (1975) and the 1st 20-year old with an Opening Day hit since Bryce Harper and Manny Machado (2013).

- Produced a 3.6 WAR in 84 games during his rookie

FERNANDO TATIS JR.



campaign...prior to 2019, in the 12 seasons since the Padres last Postseason appearance (2006), Padres shortstops had combined for a 3.1 WAR (FanGraphs).

- Was 1 of 11 players in 2019 to play in at least 84 games and have a .969+ OPS...full list includes 7 2019 All-Stars: Tatis Jr., Christian Yelich, Mike Trout, George Springer, Anthony Rendon, Ketel Marte, Mitch Garver, Nelson Cruz, Alex Bregman, Cody Bellinger and Yordan Alvarez...he was the 4th player in baseball history to produce a .969+ OPS in at least 84 games played in a single season prior to turning 21, joining Alex Rodriguez, Ted Williams and Mel Ott in their age-20 seasons.
- Joined Nomar Garciaparra (1997) as the only rookie SS to record 20+ HR and 15+ SB in a season...his 22 HR were the most for any SS in ML history in a season before turning 21 (besting Alex Rodriguez's previous record of 21 HR in 1996 as a 20-year-old)...with 22 HR and 16 SB, he was the 6th player since 1960 to post 20 HR/15 SB before turning 21, joining Ronald Acuña Jr. (2018), Mike Trout (2012), Bryce Harper (2012), Rodriguez (1996) and Ken Griffey Jr. (1990).
- Among those who played more than 10 games for the Padres in 2019, he led the team in AVG (.317), OBP (.379), SLG (.590), OPS (.969), wOBA (.417) and BABIP (.410)... despite playing just 84 games (11th-most on the club), he ranked 1st on the team in 3B (6), T-2nd in SB (16), 3rd in hits (106) and runs created (74), 4th in runs scored (61), T-4 in HR (22), XBH (41) and RBI (53) and 7th in BB (30).
- Hit .526 (10-for-19) in the Padres 4-game series @ COL from June 13-16, tying with Manny Machado for the 3rd-highest clip in a 4-game set in all of 2019 (behind Charlie Blackmon's .625 AVG and Starlin Castro's .579).
- In SD's win on June 14 @ COL, the Padres faced a 6-run deficit in the 9th before mounting the largest 9th inning comeback in team history, tying the game at 11-11...Tatis contributed a pair of hits in the inning, and later tripled in the 12th, scoring the eventual game-winning run...SD had never before overcome a deficit of 6+ runs in the 9th inn. (win or loss), and Tatis' 2nd hit in the inning off Wade Davis was 115.9 mph, the hardest hit ball of any Padre in 2019.
- Had his 1st-career multi-HR game on July 7 at Dodger Stadium...in doing so, he and his dad, Fernando Tatis Sr. became the 1st father/son duo to post multi-HR efforts at the same ballpark since Bobby and Barry Bonds in 1999 and then 2003 at Shea Stadium.
- Had a team-long 14-game hit streak from July 26-Aug. 10.
- At the time of his last game on Aug. 13, led all ML rookies in OPS (.969) and SLG (.590)...2nd in OBP (.379), AVG (.317) and SB (16)...was among ML leaders in BABIP (2nd, .410), OPS (9th, .969), AVG (9th, .317) and SLG (9th, .590).
- Hit 4 leadoff HR's in an 11-day span and in back-to-back games on July 29-30 and August 7-8...finished the season with a franchise record 6 leadoff HRs, breaking Will Venable's record of 5 leadoff dingers in 2011.
- Missed 77 G across 2 separate stints on the IL...placed on the 10-day IL with a left hamstring strain on April 30 (retro: April 29) after stretching for a throw on a force play at 2B on

April 28 @ WSH....had slashed .300/.360/.550 with 12 XBH (5 2B, 1 3B, 6 HR), 13 RBI, 8 BB, 6 SB and a .910 OPS in 27 games prior to the injury...reinstated from the IL on June 6 after missing 34 G.

- Slashed .325/.387/.607 with a .994 OPS in 57 G before landing on the 10-day IL on Aug. 16, sustaining a season-ending stress reaction in his lower back on August 13 vs. TB...transferred to the 60-day IL on Sept. 3.
- Entered his rookie season in 2019 rated as the No. 1 overall prospect by ESPN.com and No. 2 by *Baseball America*.


2018

- Spent the entire campaign with San Antonio (AA), slashing .286/.355/.507 with 16 HR and 43 RBI...had season-ending surgery to repair a fractured left thumb in July.
- After slashing .177/.231/.333 with 4 2B, 3 HR and 10 RBI in his 24 games played in April, earned Texas League Player of the Month honors in May.
- On July 19, he fractured his left thumb sliding headfirst into second base on a steal attempt...at the time of his season-ending injury, his 77 runs scored led the TL and ranked 2nd across the minors.
- Earned TL Mid and Post-Season All-Star honors and named an MiLB.com Organizational All-Star for SD.
- Selected to the World Team roster representing the Dominican Republic for his 1st All-Star Futures Game appearance on July 15 at Nationals Park...hit a 107.1 MPH single to left field on a 102.3 MPH fastball off CIN prospect RHP Hunter Greene...stole second after his next at-bat.
- Following the season, played for Estrellas Orientales in his hometown of San Pedro de Marcois in the Dominican Winter League...led the club to their 1st championship in more than half a century, slashing .263/.379/.488 with 3 home HR in the reg. season...hit 3 HR in the playoffs and earned MVP honors in the playoffs.

2017

- Spent the majority of the season with Fort Wayne (A) and became the 1st 18-year-old in Midwest League history to post a 20-20 season (21 HR, 29 SB).
- His 21 HR set a FW record and he led the MWL in BB (75) and OBP (.390).
- Earned MWL Mid-Season All-Star honors...twice named MWL Player of the Week (May 15-21 and June 26-July 2).
- Named Minor League and Low Class-A All-Star by *Baseball America*, Organizational All-Star for SD by MiLB.com and Minor League Player of the Year by the Padres.
- Promoted to San Antonio (AA) on August 21 and was the youngest player in the Texas League by season's end.
- Following the season, drafted 1st overall in the Dominican Republic Winter League Draft by Estrellas Orientales.

FERNANDO TATIS JR.



- Named best power hitter by *Baseball America* after the season...entered 2018 rated as the No. 3 prospect by ESPN.com, No. 8 by MLB.com and No. 9 by *Baseball America*.

2016

- Made his professional debut with the AZL Padres (R) and hit .273 (48-for-176) in 43 games before also hitting .273 (12-for-44) in 12 games for Tri-City (A).

PERSONAL

- Son of Maria and Fernando Tatis Sr...his dad is a former 11-year MLB veteran infielder, widely known for hitting 2 grand slams in 1 inning on April 23, 1999 @ LAD (with STL) off Chan Ho Park.
- Has 3 brothers, Joshua, Elijah and Daniel, and 1 sister, Maria.
- Goes by the nickname "El Niño."
- His mom's favorite color is pink, and he likes to wear it when he plays as way to show her that she's always on his mind and in his heart.

FERNANDO TATIS JR.



FERNANDO TATIS JR. CAREER BATTING

Season	Team	League	AVG	G	AB	R	H	2B	3B	HR	RBI	BB	SO	SB	CS	OBP	SLG	OPS	PA	HBP	SAC	SF	GIDP
2016	A-PAD	ROK	.273	43	176	35	48	13	1	4	20	10	44	14	2	.312	.426	.738	188	0	1	0	3
2016	TRI	A(Short)	.273	12	44	4	12	4	2	0	5	3	13	1	1	.306	.455	.761	49	0	0	2	1
2016	2 Teams	Minors	.273	55	220	39	60	17	3	4	25	13	57	15	3	.311	.432	.743	237	0	1	2	4
2017	FW	A(Full)	.281	117	431	78	121	26	7	21	69	75	124	29	15	.390	.520	.910	518	6	0	6	6
2017	SA	AA	.255	14	55	6	14	1	0	1	6	2	17	3	0	.281	.327	.608	57	0	0	0	0
2017	2 Teams	Minors	.278	131	486	84	135	27	7	22	75	77	141	32	15	.379	.498	.877	575	6	0	6	6
2018	SA	AA	.286	88	353	77	101	22	4	16	43	33	109	16	5	.355	.507	.862	394	6	0	2	8
2019	AMA	AA	.400	2	5	2	2	0	0	0	3	1	1	0	0	.625	.400	1.025	8	0	0	0	0
2019	SD	MLB	.317	84	334	61	106	13	6	22	53	30	110	16	6	.379	.590	.969	372	5	0	3	4
2020	SD	MLB	.277	59	224	50	62	11	2	17	45	27	61	11	3	.366	.571	.937	257	5	0	1	6
2021	SD	MLB	.282	130	478	99	135	31	0	42	97	62	153	25	4	.364	.611	.975	546	2	0	4	5
2022	SA	AA	.222	4	9	2	2	1	1	0	0	4	2	0	0	.500	.556	1.056	14	1	0	0	0
2023	ELP	AAA	.515	8	33	11	17	2	0	7	15	6	3	2	0	.590	1.212	1.802	39	0	0	0	2
2023	SD	MLB	.257	141	575	91	148	33	1	25	78	53	141	29	4	.322	.449	.771	635	3	1	3	17
Career	SD	MLB	.280	414	1611	301	451	88	9	106	273	172	465	81	17	.353	.543	.896	1810	15	1	11	32
Career	6 Teams	Minors	.287	288	1106	215	317	69	15	49	158	136	313	66	23	.368	.509	.877	1267	13	1	10	20

WILD CARD SERIES

Season	Team	League	AVG	G	AB	R	H	2B	3B	HR	RBI	BB	SO	SB	CS	OBP	SLG	OPS	PA	HBP	SAC	SF	GIDP
2020	SD	MLB	.455	3	11	5	5	1	0	2	5	3	3	0	0	.571	1.091	1.662	14	0	0	0	0

DIVISION SERIES

Season	Team	League	AVG	G	AB	R	H	2B	3B	HR	RBI	BB	SO	SB	CS	OBP	SLG	OPS	PA	HBP	SAC	SF	GIDP
2020	SD	MLB	.182	3	11	0	2	1	0	0	0	2	4	1	1	.308	.273	.581	13	0	0	0	0

POSTSEASON (COMBINED)

Season	Team	League	AVG	G	AB	R	H	2B	3B	HR	RBI	BB	SO	SB	CS	OBP	SLG	OPS	PA	HBP	SAC	SF	GIDP
2020	SD	MLB	.318	6	22	5	7	2	0	2	5	5	7	1	1	.444	.682	1.126	27	0	0	0	0

ALL-STAR

Season	Team	League	AVG	G	AB	R	H	2B	3B	HR	RBI	BB	SO	SB	CS	OBP	SLG	OPS	PA	HBP	SAC	SF	GIDP
2021	NL	MLB	.000	1	2	0	0	0	0	0	0	0	0	0	0	.000	.000	.000	2	0	0	0	0

CAREER TRANSACTIONS

OPTIONS USED: 0/3

- 2015 Signed by CWS as an international free agent, July 2
- 2016 Acquired by SD from CWS along with Erik Johnson in exchange for James Shields and cash considerations, June 4
- 2021 Signed by SD to a 14-year contract through the 2034 season, February 22



DREW THORPE

NRI

Height: 6-4 Bats: L
Weight: 212 Throws: R

thorp

drewthorpe33

96

RHP

Full Name	Andrew Robert Thorpe
Date of Birth	October 1, 2000 in Washington, Utah
Current Residence	Tampa, Florida
2024 Opening Day Age	23
MLB Service Time	0.000
How Obtained	Acquired from NYY along with RHPs Michael King , Jhony Brito, and Randy Vásquez and C Kyle Higashioka in exchange for OFs Juan Soto and Trent Grisham on December 6, 2023
Contract Status	Signed through 2024

QUICK HITS

- Acquired by SD from NYY in the 7-player trade that sent OFs Juan Soto and Trent Grisham to the Yankees on December 6, 2023.
- Had an award-laden 2023 campaign, garnering MiLB.com Pitching Prospect of the Year and All-Prospect First-Team honors, *Baseball America* Minor League All-Star recognition, as well as several weekly and monthly awards throughout the season.
- Attended Cal Poly, San Luis Obispo on the Central Coast of California, where he was named to the All-America first teams by Collegiate Baseball, American Baseball Coaches Association, Perfect Game, Baseball America, D1Baseball.com and the National Collegiate Baseball Writers Association.
- Thorpe was 1 of 5 finalists for National Pitcher of the Year his junior year in 2023, when he struck out a school-record 149 hitters that also ranked 2nd in the nation.

2023 SEASON

- After getting selected by the Yankees in the 2nd round of the 2022 First-Year Player Draft out of Cal Poly San Luis Obispo (Calif.), he entered the campaign as NYY's No. 8 ranked prospect by *Baseball America* and took home numerous weekly, monthly and annual accolades in his first professional campaign.
- Went 14-2 with a 2.52 ERA (39 ER, 139.1 IP) in 23 combined starts between Single-A Hudson Valley (18 GS) and Double-A Somerset (5 GS).
- Led all Yankees minor league pitchers in wins, ERA and strikeouts (182)...posted a 0.98 WHIP (38 BB), a .200 opponents' average (99 H) and 11.76 SO/9.0 IP.
- Began his professional career with Hudson Valley and saw his best month in June, in which he went 3-0 with 0.31 ERA (1 ER, 28.2 IP) across four starts with a 0.63 WHIP and a .129 opponent batting average, earning South Atlantic League Pitcher of the Month honors.
- Earned SAL's Pitcher of the Week honors on two separate occasions, first on June 4 and again on July 27.
- Following a promotion to Double-A on August 8, he was named the Eastern League's Pitcher of the Month for August, having gone 4-0 with a 1.37 ERA (4 ER, 26.1 IP) with a 0.65 WHIP and .133 opponents' average.

ACCOLADES

- MiLB.com Pitching Prospect of the Year and All-Prospect First-Team (2023, Somerset)
- *Baseball America* Minor League All-Star (2023, Somerset)
- Baseball America High Class-A All-Star (2023, Hudson Valley)
- MiLB.com Organization All-Star (2023, NYY)
- South Atlantic League Pitcher of the Year and Postseason All-Star (2023, Hudson Valley)
- Eastern League Pitcher of the Month (August, 2023 - Somerset)
- Eastern League Pitcher of the Week (Aug. 13, 2023 - Somerset)
- South Atlantic League Pitcher of the Month (June 2023 - Hudson Valley)
- 2x South Atlantic League Pitcher of the Week (June 4 & July 23, 2023 - Hudson Valley)

- Earned Eastern League Pitcher of the Week honors on August 13th, marking his 3rd weekly honor in 2023.
- With Somerset, held opponents to a .040 (1-for-25) clip with RISP, but opponents hit .243 (18-for-74) against him at Hudson Valley.
- Allowed just 1 HR to a left-handed hitter between his 2 stops at HV and SOM, allowing 12 HR to righties.
- Following the season, was named MiLB.com's Pitching Prospect of the Year, and joined Robby Snelling as the 2 starting pitchers for their All-Prospect First-Team... also joined Snelling as 1 of 5 starting starting pitchers for *Baseball America's* Minor League All-Star Team...additionally, was named the South Atlantic League Pitcher of the Year during his time at Hudson Valley.

PERSONAL

- Son of Steve Showalter and Crissy Morris and has one brother, Aaron, and one sister, Abbey.
- Went to Desert Hills High School in St. George, Utah, where as a senior, he posted a 7-1 record and 1.93 ERA with 67 strikeouts over 51.1 innings...led Desert Hills to the Utah state 4A title and a 27-3 overall record...earned All-Utah honors for three straight years.
- Attended Cal Poly, San Luis Obispo, where he majored in kinesiology and went 17-8 with a 3.03 ERA in three seasons

DREW THORPE



NRI



as a Mustang with 284 strikeouts over 223 innings, reaching double digits in strikeouts 13 times...his 149 strikeouts in 2022 was a school record while his 284 career strikeouts is No. 4 in the record books...in 2022, he also ranked third in the nation in hits allowed per nine innings (5.59), sixth in WHIP (0.86), 13th in strikeouts per nine innings (12.81), 17th with his 2.32 ERA and 24th in strikeout-to-walk ratio (5.96).

- In 2022, was Cal Poly's first Big West Conference Pitcher of

the Year, one of five finalists for National Pitcher of the Year, and was a semifinalist for both the Dick Howser Trophy and Golden Spikes Award.

- In 2021, pitched for Yarmouth-Dennis in the Cape Cod League, compiling no decisions and 0.90 ERA with nine strikeouts over 10.0 innings, and he also pitched for Team USA Baseball that year.
- Enjoys fishing and hiking.

DREW THORPE CAREER PITCHING

Season	Team	League	W	L	ERA	G	GS	CG	SV	SVO	IP	H	R	ER	HR	HB	BB	SO	WHIP	AVG	AB	WP	GDP	TBF	NP/S
2023	HV	A+	10	2	2.81	18	18	1	0	0	109.0	84	38	34	10	0	33	138	1.07	.215	390	3	10	426	1576/1018
2023	SOM	AA	4	0	1.48	5	5	0	0	0	30.1	15	5	5	3	0	5	44	0.66	.144	104	2	1	110	429/280
2023	2 Teams	Minors	14	2	2.52	23	23	1	0	0	139.1	99	43	39	13	0	38	182	0.98	.200	494	5	11	536	2005/1298
Career	2 Teams	Minors	14	2	2.52	23	23	1	0	0	139.1	99	43	39	13	0	38	182	0.98	.200	494	5	11	536	2005/1298

CAREER TRANSACTIONS

OPTIONS USED: 0/3

- 2022 Signed by NYY as a 2nd-round selection in the 2022 First-Year Player Draft, July 25
- 2023 Acquired by SD from NYY along with RHPs Michael King, Randy Vásquez, and Jhony Brito and C Kyle Higashioka in exchange for OFs Juan Soto and Trent Grisham, December 6



RANDY VÁSQUEZ

Height: 5-11 Bats: R
Weight: 208 Throws: R

VASS-kehz

randyvasquez5

98

RHP

Full Name	Randy Marcelino Vásquez
Date of Birth	November 3, 1998 in Navarette, Dominican Republic
Current Residence	Jupiter, Florida
2024 Opening Day Age	25
MLB Service Time	0.041
MLB Debut	May 26, 2023 vs. SD (with NYY)
How Obtained	Acquired from NYY in a 7-player trade on December 6, 2023
Contract Status	Signed through 2024

QUICK HITS

- Acquired by SD from NYY in the 7-player trade that sent OFs Juan Soto and Trent Grisham to the Yankees on December 6, 2023.
- Made his MLB Debut vs. SD in a start on May 26, 2023 at Yankee Stadium opposite Joe Musgrove. His 2 ER allowed came on a 2-out, 2-run HR by Juan Soto in the 5th inning in SD's 5-1 victory.
- As a starter with NYY in '23, he went 1-2 with a 2.42 ERA (6 ER, 22.1 IP), allowing 2-or-fewer runs in each of his 5 starts. In 6 relief appearances, he went 1-0 with a 3.52 ERA (6 ER, 15.1 IP).
- In 85 career minor league games (81 starts) in the Yankees' farm system from 2018-23, Vásquez collected an 18-21 record with a 3.41 ERA (147 ER, 388.0 IP) and 427 strikeouts.

2023 SEASON

- Saw his first Major League action with the Yankees, going 2-2 with a 2.87 ERA (37.2 IP, 30 H, 12R/ER, 18 BB, 33 SO, 5 HR) in 11 appearances (5 starts) over 5 stints with the club (May 26, June 8-G2, July 5, Aug. 11-17 and Sept 1-30)...opponents batted .211/.315/.366 (30-for-142, 5 HR); LH .206/.304/.426 (14-for-68, 4 HR); RH .216/.326/.311 (16-for-74, 1 HR).
- Went 1-2 with a 2.42 ERA (6 ER, 22.1IP) in 5 starts...allowed 2R-or-fewer in each of those 5 starts...2 of his first 3 career starts were scoreless.
- As a reliever, went 1-0 with a 3.52 ERA (6 ER, 15.1 IP) in 6 games...tossed at least 2.0 IP in 5 of those 6 appearances and threw at least 3.0 IP in 2 of those games.
- Made his Major League debut on May 26 vs. SD and recorded the loss (4.2 IP, 4 H, 2 ER, 3 BB, 6 SO, 1 HR, 2 HP)...was scoreless through 4.2 IP before surrendering a two-run HR to Juan Soto in the T-5th inning...struck out Rougned Odor swinging in the first inning for his first Major League strikeout...was just the 12th pitcher in the last 16 seasons (since 2008) to make his Major League debut as a starter for the Yankees (most recent: RHP Jhony Brito (April 2, 2023 vs. SF)).
- Posted an 11.2 scoreless inning streak from June 8-Aug. 11...tossed back-to-back scoreless starts from June 8-July 5.
- Earned his first Major League win in Game 2 of a

ACCOLADES

Eastern League Pitcher of the Week (May 15, 2022 - Somerset)

South Atlantic League Pitcher of the Month (August 2021 - Hudson Valley)

Florida State League Pitcher of the Week (July 11, 2021 - Hudson Valley)

- doubleheader on June 8 vs. CWS after tossing 5.2 scoreless innings (2 H, 1 BB, 3 SO, 1 HP)...retired 17 of his 21 batters faced.
- Did not record a decision on July 5 vs. BAL despite tossing 5.0 scoreless innings (3 H, 3 BB, 1 SO).
- Made his first career relief appearance on Aug. 11 at MIA and earned his 2nd career win (3.2 IP, 3 H, 2 ER, 1 BB, 2 SO, 1 HR).
- Took the loss on Aug. 16 at ATL after making his shortest start of the season (3.1 IP, 2 H, 2 ER, 3 BB, 3 SO, 1 HR).
- Made 5 of his final 6 appearances of the season from Sept. 1-29 out of the bullpen.
- Started Game 1 of a doubleheader on Sept. 12 at BOS (ND, 3.2 IP, 3 H, 2 ER, 1 BB, 3 K, 1 HR, 1 WP).
- Made his final appearance of the season on Sept. 29 at KC, allowing 1 ER over 3.2 innings of relief (4 H, 2 BB, 6 SO)...matched the longest relief outing of his career (also 3.2 innings in relief on Aug. 11 at MIA)...his 6 SO also matched a career high (also: 6 SO in his ML debut on May 26 vs. SD).
- Spent the majority of the season with Triple-A Scranton/Wilkes-Barre, going 3-8 with a 4.59 ERA (80.1 IP, 78 H, 45R/41ER, 40 BB, 96 SO, 10 HR) in 17 starts.

2022

- Spent the entire season with Double-A Somerset, going 2-7 with a 3.90 ERA (115.1 IP, 106 H, 56R/50ER, 41 BB, 120 SO, 11 HR) in 25 starts.
- Was T-3rd among Yankees farmhands in games started, 5th in innings pitched and 8th in strikeouts.
- Was 2nd in the Eastern League in ERA, 4th in opponents' batting average, T-4th in games started, 5th in WHIP, 8th in innings pitched and 9th in strikeouts.
- Was named the Eastern League Pitcher of the Week from May 9-15 after not allowing a hit over 5.2 scoreless innings

RANDY VÁSQUEZ



on May 13 at Altoona (2 BB, 5 SO).

- Following the season, was tabbed by Baseball America as the Yankees' No. 9 prospect and labeled as having the "Best Curveball" among Yankees farmhands.

2021

- Combined with Low-A Tampa, High-A Hudson Valley and Double-A Somerset to go 8-4 with a 2.52 ERA (1071 IP, 91 H, 47R/30ER, 38 BB, 130 SO, 4 HR) in 23 games (21 starts)... led all Yankees minor leaguers in ERA while ranking T-4th in starts, 5th in innings pitched and T-5th in wins.
- Began the year with Low-A Tampa, going 3-3 with a 2.34 ERA (50.0 IP, 35 H, 24R/13ER, 23 BB, 58 SO, 2 HR) in 13 games (11 starts)... was named the Low-A Southeast Pitcher of the Week for July 5-11 after allowing just 2 H over 6.0 scoreless innings (5 SO, 1 HP) in his July 9 start at Dunedin.
- Was promoted to Hudson Valley on July 20, posting a 3-0 record with a 1.75 ERA (36.0 IP, 33 H, 8R/7ER, 8 BB, 53 SO, 0 HR) in 6 starts... earned High-A East Pitcher of the Month honors for August after going 2-0 with a 0.36 ERA (1 ER, 24.2IP) and 36 SO in 4 starts with Hudson Valley.
- Promoted to Double-A Somerset on Aug. 24, going 2-1 with

a 4.22 ERA (21.1 IP, 23 H, 15R/10ER, 7 BB, 19 SO, 2 HR) and 19 SO in 4 starts.

2018-20

- Did not pitch in **2020** due to the COVID-19 pandemic.
- In **2019**, went 4-1 with a 3.29 ERA (54.2 IP, 36 H, 23R/20ER, 28 BB, 53 SO, 6 HR) in 11 starts with Rookie-level Pulaski... ranked 4th in the Appalachian League in innings... limited opponents to an Appalachian League-low .188 (36-for-192) AVG.
- Made his professional debut in **2018**, with the DSL Yankees and GCL Yankees West, going 1-1 with a 1.78 ERA (30.1 IP, 16 H, 8R/6ER, 12 BB, 28 SO, 1 HR) in 9 games (7 starts)... began the year with the DSL Yankees, going 1-0 with a 0.96 ERA (18.2 IP, 6 H, 4R/2ER, 6 BB, 22 SO, 0 HR) in 6 games (4 starts)... was transferred to the GCL Yankees West on Aug. 1 and went 0-1 with a 3.09 ERA (11.2 IP, 10 H, 4R/ER, 6 BB, 6 SO, 1 HR) in 3 starts.

RANDY VÁSQUEZ CAREER PITCHING

Season	Team	League	W	L	ERA	G	GS	CG	SV	SVO	IP	H	R	ER	HR	HB	BB	SO	WHIP	AVG	AB	WP	GDP	TBF	NP/S
2018	D-YAN	ROK	1	0	0.96	6	4	0	0	0	18.2	6	4	2	0	2	6	22	0.64	.102	59	3	2	68	138/104
2018	G-YAW	ROK	0	1	3.09	3	3	0	0	0	11.2	10	4	4	1	1	6	6	1.37	.233	43	3	1	51	85/57
2018	2 Teams	Minors	1	1	1.78	9	7	0	0	0	30.1	16	8	6	1	3	12	28	0.92	.157	102	6	3	119	223/161
2018	2 Teams	ROK	1	1	1.78	9	7	0	0	0	30.1	16	8	6	1	3	12	28	0.92	.157	102	6	3	119	223/161
2019	PUL	ROA	4	1	3.29	11	11	0	0	0	54.2	36	23	20	6	2	28	53	1.17	.188	192	4	2	225	908/559
2021	TAM	A	3	3	2.34	13	11	0	0	0	50.0	35	24	13	2	3	23	58	1.16	.189	185	3	4	212	843/517
2021	HV	A+	3	0	1.75	6	6	0	0	0	36.0	33	8	7	0	0	8	53	1.14	.241	137	3	2	145	524/361
2021	SOM	AA	2	1	4.22	4	4	0	0	0	21.1	23	15	10	2	1	7	19	1.41	.258	89	1	2	97	348/223
2021	3 Teams	Minors	8	4	2.52	23	21	0	0	0	107.1	91	47	30	4	4	38	130	1.20	.221	411	7	8	454	1715/1101
2022	SOM	AA	2	7	3.90	25	25	0	0	0	115.1	106	56	50	11	10	41	120	1.27	.239	443	9	8	496	1933/1235
2023	SWB	AAA	3	8	4.59	17	17	0	0	0	80.1	78	45	41	10	9	40	96	1.47	.257	303	5	9	357	1403/854
2023	NY Yankees	MLB	2	2	2.87	11	5	0	0	0	37.2	30	12	12	5	4	18	33	1.27	.211	142	3	0	166	669/428
Career	NY Yankees	MLB	2	2	2.87	11	5	0	0	0	37.2	30	12	12	5	4	18	33	1.27	.211	142	3	0	166	669/428
Career	7 Teams	Minors	18	21	3.41	85	81	0	0	0	388.0	327	179	147	32	28	159	427	1.25	.225	1451	31	30	1651	6182/3910

CAREER TRANSACTIONS

OPTIONS USED: 1/3

2018 Signed by NYY as an international free agent, May 21

2023 Acquired by SD from NYY along with RHPs Michael King, Jhony Brito and Drew Thorpe and C Kyle Higashioka in exchange for OFs Juan Soto and Trent Grisham, December 6



TYLER WADE

NRI

Height: 6-1	Bats: L
Weight: 188	Throws: R

18

INF

@_tylerwade
 tylerwade

Full Name	Tyler Dean Wade
Date of Birth	November 23, 1994 in Murrieta, California
Current Residence	Wildomar, California
2024 Opening Day Age	29
MLB Service Time	4.058
MLB Debut	June 27, 2017 @ CWS (with NYY)
How Obtained	Signed as a minor league free agent on November 3, 2023
Contract Status	Signed through 2024

QUICK HITS

- The Murrieta, Calif. native signed with SD as a minor league free agent for the 2024 campaign. SD is the 4th organization for the 4th-round pick from the 2013 Draft, having played in 357 Major League games between NYY (2017-21), LAA (2022) and OAK (2023).
- Over parts of 9 minor league seasons from 2013-23, Wade owned a .274 clip across 829 games. He converted 200 of his 266 stolen base attempts, including a career-high 42 of 51 attempts in 2023 for Triple-A Las Vegas.
- Has made 4 Opening Day rosters in his career (2018, 2020-21 w/ NYY & '22 w/ LAA). When he made his first Opening Day roster in 2018 at the age of 23 years and 126 days, he was the youngest position player to make a Yankees O.D. roster since Melky Cabrera in 2007 (22 years, 234 days).
- Was on Yankees' Postseason rosters from 2017-21. Appeared in 4 games during the 2020 Postseason, and walked to load the bases in the 9th inning in Game 1 of the ALDS vs. TB at Petco Park in his only postseason plate appearance.
- Hit .524 as a senior at Murrieta Valley HS. Had committed to playing collegiately at San Diego State University prior to being drafted in 2013.

2023 SEASON

- Signed with OAK as a minor league free agent on December 20, 2022 with an invite to Major League Spring Training.
- Had 3 separate stints with OAK throughout the campaign... originally had his contract selected from Triple-A Las Vegas on April 14 and appeared in 10 games (3 starts; 2 at SS and 1 in LF), going 1-for-13 (.077) at the dish before being designated for assignment on April 29...cleared waivers and was outrighted to LV on May 1.
- Had his contract selected again on June 17 and appeared in 16 games (11 starts; all at shortstop), going 12-for-38 (.316) at the plate before being outrighted back to LV on July 14.
- Had his contract selected for the 3rd time on August 1 but did not appear in a game before being DFA'd again on Aug. 3 and outrighted back to LV on Aug. 4.
- In his 91 games for LV, he hit .291 (99-for-340) with 20 2B, 1 3B, 6 HR, 47 RBI and 68 runs...also converted a minor

league career-high 42 of 51 stolen base attempts (82.4%)... also converted each of his 4 stolen base attempts at the ML level with OAK.

- While with LV, made 28 appearances (all starts) at 2B, 27 (26 starts) at SS, 17 (15 starts) in CF, 9 at 3B (all starts), 7 (all starts) in LF, 2 (both starts) in RF and 2 (1 start) as the DH.


2022

- Was on the Opening Day roster for LAA and batted .218 with 1 HR, 8 RBI and a .544 OPS in 67 games...posted ML career highs in at-bats (147) and sacrifice hits (5) with the Angels and matched his high in doubles (5) and extra base hits (6).
- Went 1-for-5 over his first 3 games with LAA, then had a season-best 6-game hitting streak from April 10-18 (8-for-19, .421)...followed that up by going 5-for-27 (.185) over his next 11 games through May 5.
- Finished April with a .304 AVG in 19 games but then hit .160 in 22 games in May and .204 in 25 games in June...went 1-for-16 over a seven-game stretch from May 14-20.
- Hit his lone home run with the Angels on May 27 against TOR, a go-ahead solo shot in the fifth inning...went 10-for-41 (.244) with 1 2B and no RBI over his final 23 games with LAA beginning June 7.
- Was designated for assignment on July 3 and outrighted to Triple-A Salt Lake on July 8...went 1-for-4 in 2 games with the Bees before he was traded to NYY on July 13 for a player to be named later (had been traded from the Yankees to the Angels for a PTBNL or cash on Nov. 22, 2021).
- Spent the balance of the season at Triple-A Scranton/Wilkes-Barre where he hit .227 with 5 HR and 16 RBI in 42 G.
- Reached base safely in each of his first 15 games with a plate appearance for SWB...batted .298 (14-for-47) with 12 walks (.441 OBP) over that span.
- Stole 2 bases on Aug. 6 at Buffalo, his first of two two-steal games (Sept. 25 at Lehigh Valley).
- With LAA, hit .227 (5-for-22) with a .519 OPS against left-handed pitching compared to .216 (27-for-125) with a .549 OPS against righties...
- Started 23 games at 2B, 9 at 3B, 9 at SS, 4 in RF, 2 in LF and 1 in CF...committed 2 errors as 2B (.978 fielding percentage), 2 at 3B (.935) and 1 at SS (.978).
- Combined at Triple-A to bat .228 with 4 HR, 16 RBI and a .723 OPS in 44 games.

TYLER WADE



NRI



- Was successful in 15-of-16 (93.8%) SB attempts.
- Hit .252 (23-for-103) with all 4 of his home runs and a .818 OPS against right-handed pitchers compared to .167 (7-for-42) against left-handers.

2021

- In 5th big league season with NYY, set career highs in several offensive categories, including hits (34), runs (31), stolen bases (17), walks (16), AVG (.268), OBP (.354) and games played (103).
- His 17 steals led the Yankees, ranked 3rd in the AL East (15th in AL) and were the most by a Yankee since 2017 (Brett Gardner, 23 and Jacoby Ellsbury, 22).
- Defensively, appeared at SS (31 games), 3B (27), 2B (19), CF (10), LF (8) and RF (7)...prior to the season, had only played 32 games in the outfield at the Major League level.
- Posted a .356 AVG over his final 42 games of the season (July 30-Oct. 3).

POSTSEASON: Was on the Yankees roster for the AL Wild Card Game against Boston but did not play.

2020

- In his 4th season with NYY, spent entire campaign at the big league level for the first time in career and set then-career bests in games, runs, and home runs.
- Made the Opening Day start at 2B and went 1-for-1 with a run scored at WSH.

POSTSEASON: Played in 2 games in the AL Wild Card Series against CLE but did not have an at-bat...also appeared in 2 games in the ALDS against Tampa Bay...walked to load the bases in the ninth inning in Game 1 at Petco Park in his only postseason plate appearance.

2019

- Had 3 different stints with the Yankees big league club, setting a career high for OPS.

TYLER WADE

- Swiped a then career-best 7 bases...tallied his first career multi-stolen base game April 25 at Angel Stadium.
- Posted a .297/.366/.486 slash line in 18 games in September.

POSTSEASON: Was on the Yankees roster for the ALDS against Minnesota but did not play.

2018

- Made his first career Opening Day roster for NYY in his 2nd big league season...at the age of 23 years and 126 days, he was the youngest position player to make a Yankees O.D. roster since Melky Cabrera in 2007 (22 years, 234 days).
- Connected for first ML home run July 11 at BAL.
- With Triple-A Scranton/Wilkes-Barre, hit .255 with 46 runs, 18 doubles, four triples, four HR, 27 RBI and 11 stolen bases.

POSTSEASON: Was on the Yankees roster for the AL Wild Card Game against Oakland but did not play.

2017

- After starting the season with Triple-A Scranton/Wilkes-Barre, saw his first big league action during 3 stints with the Yankees.
- Made his ML debut June 27 at CWS as a pinch hitter...scored the game-tying run in the 8th inning...collected his first career hit the following night, a 6th-inning RBI double off Jake Petricka.
- At the Triple-A level, slashed .310/.382/.460 with 68 runs, 22 doubles, 4 triples, 7 HR, 31 RBI and 26 stolen bases, winning the International League batting title...appeared at 2B, SS, 3B, LF, CF and RF.
- Earned International League Post-Season All-Star honors, and was named a Yankees Organizational All-Star by MiLB.com.

POSTSEASON: Was on the Yankees roster for the AL Wild Card game against MIN but did not play.

2016

- Hit .259 with 90 runs, 16 2B, 7 3B, 5 HR, 27 RBI and 66 walks in 133 games with Double-A Trenton, earning both Eastern League Mid and Post-Season All-Star honors.
- Ranked 3rd in the EL in walks and runs and 4th in games and at-bats.
- Played 91 games at SS and 38 at 2B.

- Following the season, batted .251 with 17 runs and 13 walks in 18 games with Scottsdale in the Arizona Fall League...was 10-for-11 in stolen base attempts.

2015

- Combined with Single-A Tampa and Double-A Trenton to bat .262 with 57 runs, 15 2B, 5 3B, 3 HR and 31 RBI in 127 games...stole 33 bases, ranked 3rd among NYY minor leaguers.
- Earned spots on the both the Florida State League Mid and Post-Season All-Star squads...played 100 games at SS and 24 at 2B and hit .298 in 98 games with Tampa.
- Was named FSL "Batter of the Week" for the week of July 6-13 after going 14-for-25 (.560) with 7 runs, 2 2B, 1 3B, 3 BB and 1 SB in 7 games.
- Promoted to Trenton on Aug. 5 and hit .204 in 29 games...ranked by *Baseball America* as the Yankees 7th-best prospect following the season.
- Hit .220 in 14 G with Surprise in the Arizona Fall League.

2014

- Spent the entire season with Single-A Charleston, batting .272 with 77 runs, 26 2B, 6 triples, 1 HR and 51 RBI in 129 games
- T-3rd in the Yankees farm system in stolen bases (22)...played in 94 games at SS, 20 at DH, 15 at 2B and 1 at 1B...
- Following the season, was tabbed an Organization All-Star for NYY by MiLB.com.

2013

- Made his professional debut with the GCL Yankees1 and hit .309 with 10 doubles, 37 runs, 12 RBI, 32 walks and a .429 on-base percentage in 46 games.
- Stole 11 bases in 12 attempts (91.7%)...was transferred to Short-Season Single-A Staten Island on Aug. 28 and went 1-for-13 (.077) in four games

PERSONAL

- Graduated from Murrieta Valley HS (Murrieta, Calif.) in 2013...hit .524 as a senior...had committed to playing collegiately at San Diego State University, but chose to forgo his commitment and sign with the Yankees.

TYLER WADE CAREER BATTING

Season	Team	League	AVG	G	AB	R	H	2B	3B	HR	RBI	BB	SO	SB	CS	OBP	SLG	OPS	PA	HBP	SAC	SF	GIDP
2013	G-YAI	ROK	.309	46	162	37	50	10	0	0	12	32	42	11	1	.429	.370	.799	198	2	2	0	3
2013	SI	A(Short)	.077	4	13	0	1	0	0	0	1	2	4	0	0	.200	.077	.277	15	0	0	0	1
2013	2 Teams	Minors	.291	50	175	37	51	10	0	0	13	34	46	11	1	.412	.349	.761	213	2	2	0	4
2014	CSC	A(Full)	.272	129	507	77	138	24	6	1	51	57	118	22	13	.350	.349	.699	576	6	2	4	7
2015	TAM	A(Adv)	.280	98	368	51	103	11	5	2	28	39	65	31	15	.349	.353	.702	418	2	5	4	4
2015	TRN	AA	.204	29	113	6	23	4	0	1	3	2	24	2	1	.224	.265	.489	117	1	1	0	1
2015	2 Teams	Minors	.262	127	481	57	126	15	5	3	31	41	89	33	16	.321	.333	.654	535	3	6	4	5
2016	TRN	AA	.259	133	505	90	131	16	7	5	27	66	103	27	8	.352	.349	.701	583	7	4	1	2
2017	SWB	AAA	.310	85	339	68	105	22	4	7	31	38	75	26	5	.382	.460	.842	388	4	1	4	3
2017	NY Yankees	MLB	.155	30	58	7	9	4	0	0	2	5	19	1	1	.222	.224	.446	63	0	0	0	2
2018	SWB	AAA	.255	91	364	46	93	18	4	4	27	37	82	11	8	.328	.360	.688	408	3	2	2	3
2018	NY Yankees	MLB	.167	36	66	8	11	4	0	1	5	4	23	1	0	.214	.273	.487	70	0	0	0	1
2019	SWB	AAA	.296	79	301	51	89	19	4	4	38	23	76	13	5	.352	.425	.777	335	4	4	2	2
2019	NY Yankees	MLB	.245	43	94	16	23	3	1	2	11	11	28	7	0	.330	.362	.692	108	1	2	0	0
2020	NY Yankees	MLB	.170	52	88	19	15	3	0	3	10	12	22	4	1	.288	.307	.595	105	3	1	1	1
2021	NY Yankees	MLB	.268	103	127	31	34	5	1	0	5	16	37	17	6	.354	.323	.677	145	1	0	0	3
2022	SL	AAA	.250	2	4	1	1	1	0	0	0	0	2	0	0	.250	.500	.750	4	0	0	0	0
2022	SWB	AAA	.227	42	141	26	32	6	1	4	16	27	35	15	1	.353	.369	.722	170	1	0	1	2
2022	LAA	MLB	.218	67	147	22	32	5	0	1	8	10	33	8	5	.272	.272	.544	163	1	5	0	3
2022	2 Teams	Minors	.228	44	145	27	33	7	1	4	16	27	37	15	1	.351	.372	.723	174	1	0	1	2
2022	2 Teams	AAA	.228	44	145	27	33	7	1	4	16	27	37	15	1	.351	.372	.723	174	1	0	1	2
2023	LV	AAA	.291	91	340	68	99	20	1	6	47	47	86	42	9	.384	.409	.793	400	5	6	1	5
2023	OAK	MLB	.255	26	51	8	13	1	1	0	2	4	13	4	0	.309	.314	.623	55	0	0	0	0
Career	3 Teams	MLB	.217	357	631	111	137	25	3	7	43	62	175	42	13	.293	.300	.593	709	6	8	1	10
Career	8 Teams	Minors	.274	829	3157	521	865	151	32	34	281	370	712	200	66	.355	.374	.729	3612	35	27	19	33

WILD CARD SERIES

Season	Team	League	AVG	G	AB	R	H	2B	3B	HR	RBI	BB	SO	SB	CS	OBP	SLG	OPS	PA	HBP	SAC	SF	GIDP
2020	NY Yankees	MLB	.000	2	0	0	0	0	0	0	0	0	0	0	0	.000	.000	.000	0	0	0	0	0

DIVISION SERIES

Season	Team	League	AVG	G	AB	R	H	2B	3B	HR	RBI	BB	SO	SB	CS	OBP	SLG	OPS	PA	HBP	SAC	SF	GIDP
2020	NY Yankees	MLB	.000	2	0	1	0	0	0	0	0	1	0	0	0	1.000	.000	1.000	1	0	0	0	0

POSTSEASON (COMBINED)

Season	Team	League	AVG	G	AB	R	H	2B	3B	HR	RBI	BB	SO	SB	CS	OBP	SLG	OPS	PA	HBP	SAC	SF	GIDP
2020	NY Yankees	MLB	.000	4	0	1	0	0	0	0	0	1	0	0	0	1.000	.000	1.000	1	0	0	0	0

CAREER TRANSACTIONS

OPTIONS USED: 3/3

2013 Signed by NYY as a 4th-round selection in the First-Year Player Draft, June 13

2021 Acquired by LAA from NYY for a PTBNL, November 22

2022 Acquired by NYY from LAA for a PTBNL, July 14

Signed by OAK as a minor league free agent, October 20

2023 Signed by SD as a minor league free agent, November 3



MATT WALDRON

Height: 6-3 Bats: R
Weight: 239 Throws: R

WALL-drun

61

RHP

Full Name	Matthew Lawrence Waldron
Date of Birth	September 26, 1996 in Omaha, Nebraska
Current Residence	Omaha, Nebraska
2024 Opening Day Age	27
MLB Service Time	0.054
How Obtained	Acquired by SD from CLE as the PTBNL on November 8, 2020
Contract Status	Signed through 2024

QUICK HITS

- Made his Major League Debut in 2023 with SD, being recalled from Triple-A El Paso 5 times throughout the season.
- With SD, the knuckleballer threw the pitch 181 times (26.9% pitch mix usage), the most knuckleballs thrown in a single season since Steven Wright threw 719 in 2018. It's also the most knuckleballs thrown in a season by any Padre (since Statcast started tracking pitches in 2008).
- Acquired by SD from CLE on November 8, 2020 as the player to be named in the 9-player deal that brought Mike Clevinger to San Diego at the 2020 trade deadline.
- Tossed 3.0 innings for his part of a combined no-hitter in 2019 for Class A Short Season Mahoning Valley. First pitch was delayed 93 minutes by rain, and Waldron pitched innings 4 through 6.
- First taught himself the knuckleball while playing catch with his twin brother growing up in Omaha. Pushed the usage rate on his knuckler to over 70% in 2021 in minor league ball, striking out 103 and walking just 35 in 103.2 regular season innings.

2023 SEASON

- The right-hander pitched exclusively at the Triple-A level for the first time in his career before making his Major League debut with SD...he made 8 appearances (6 starts) for the Padres, going 1-3 with a 4.35 ERA (20 ER, 41. IP), 1.23 WHIP and .244 opponents' AVG.
- At the time of his call-up to the big leagues on June 24, he had struck out 75 Triple-A batters across 66.2 IP (10.1 SO/9 IP ratio) across his 14 appearances (12 starts).
- Faced off against WSH in his ML debut on June 24 and allowed 4 hits (2 HR) across 4.2 IP in SD's 2-0 defeat...it was the only appearance in which he allowed multiple HR, but he allowed 1 HR in all 7 of his other outings...the 8 straight appearances with 1+ HR allowed was the longest home run streak by any Padre to start their career.
- Was recalled from ELP 5 times throughout the season...for the Chihuahuas, he went 2-10 with a 7.31 ERA (75 ER, 92.1 IP) with 99 SO against 30 walks.
- The Padres were on the losing end in each of his first 5 appearances before going 3-0 in all 3 of his September appearances (all starts)...earned his first ML victory on Sept. 16 @ OAK behind 5.1 IP of 2-run ball in SD's 5-2 victory...

struck out a career-high 9 hitters in SD's 4-2 victory on Sept. 22 vs. STL but did not factor into the winning decision... tossed a career-high 6.0 IP on Sept. 27 @ SF in his final outing of the campaign but did not factor into SD's 5-2 victory.

- In his 6 starts, he went 1-3 with a 4.55 ERA (16 ER, 31.2 IP), 24 SO, 11 walks, and a .233 opponents' AVG...in his 2 relief outings, he posted a 3.72 ERA (4 ER, 9.2 IP) with a .275 AVG against.
- Limited RHH to a .224 clip (19-85) while LHH batted .267 (20-75), but 6 of his 9 HR allowed came vs. the right side.
- With no runners on base, opposing batters hit .284 (29-102)...with RISP, he limited them to a .185 AVG (5-27) and with RISP/2 out, they hit .214 (3-14).
- Features a knuckleball, throwing the pitch 181 times (26.9%) with a .242 opponent clip (8-33)...his 181 pitches thrown with his knuckle were the most of any player in '23 and the most of any pitcher in a season since Steven Wright threw 719 in 2018...they're also the most knuckleballs thrown in a season by any Padre (since Statcast started tracking pitches in 2008).
- Also relied on a sinker (23.5%), 4-seam fastball (20.7%), slider (15.9%) and cutter (13.1%).

2022

- Split his third professional season between Double-A San Antonio (9 GS) and Triple-A El Paso (16 GS), combining to go 5-10 with a 6.26 ERA (79 ER, 113.2 IP) across 25 starts.
- Notched career bests in starts (25), innings pitched (113.2) and wins (5).
- Began the season at Double-A San Antonio, where he pitched to a 2.84 ERA (14 ER, 44.1 IP) and a 2-1 record across nine starts before ascending to Triple-A El Paso on June 28.
- Turned in his best marks in May with SA, when he posted a 1.31 ERA (3 ER, 20.2 IP) and fanned 17 while allowing just three walks for a 5.67 K/BB across four starts with the Missions.
- Did not allow an earned run over 20.0 innings (4 GS) from May 12 to June 23, compiling a 1-0 record with 15 strikeouts against just a trio of walks while limiting the opposition to a .191 average during the span.
- Spent the balance of the season going 3-9 with a 8.44 ERA (65 ER, 69.1 IP) in his first stint at Triple-A.
- Ranked among the top El Paso arms in starts (3rd, 16),

MATT WALDRON



innings pitched (6th, 69.1) and strikeouts (8th, 58).

- Also paced El Paso in losses (9) and hit batters (9) and ranked third in hits allowed (92) and earned runs (65).
- Allowed 14 ER in 2022, 3 shy of the 11 he allowed in his first 2 seasons in 2019 & '21.

2021

- In his first season in SD's system, split the campaign between Fort Wayne (A) and San Antonio (AA), striking out 103 and walking just 35 across 103.2 IP and 20 starts.
- Began the season with FW, compiling a 3-4 record and 3.24 ERA (26 ER, 72.1 IP) to go along with 72 strikeouts, 19 BB and a .255 opp. AVG across 13 starts.
- Allowed 2 ER-or-fewer in 10 of his 13 starts and 1-or-fewer 5 times...reached the 5.0-IP plateau in 11 starts, the 6.0-inning mark 6 times and worked into the 7th or later 3 times.
- Tossed a career-high 8.0 innings in his TinCaps' finale on July 14 at West Michigan, allowing just 1 unearned run on 4 hits while tying his career high with 8 punchouts (3x).
- Promoted to SA on July 19 and made 7 starts for the Missions, going 0-4 with a 6.61 ERA (23 ER, 31.1 IP).
- Tossed 6.0 innings in each of his first 3 starts with SA, going 0-2 with a 4.00 ERA (8 ER, 18.0 IP)...went 0-2 with a 10.13 ERA (15 ER, 13.1 IP) over his final 4 starts.
- Made 5 Arizona Fall League relief appearances for the Peoria Javelinas following the season, allowing 3 ER, across 9.0 IP (3.00 ERA) with 8 SO and 1 BB.

2020

- Did not appear in CLE's 60-man player pool at their Alternate Training Site during the regular season.
- Acquired by SD from CLE on November 8 as the PTBN to complete the 9-player deal that brought Mike Clevinger to San Diego at the trade deadline.

2019

- Split his first professional season between Rookie-Level Arizona League Indians and Mahoning Valley (A)...went a combined 4-0 with a 2.96 ERA (15 ER, 45.2 IP)
- In his 3rd to last start of the season on Aug. 22 at Williamsport, he tossed 3.0 innings as part of a combined no-hitter for MV, the third no-no in Scrappers' history.

PERSONAL

- Pitched 4 seasons at the University of Nebraska and finished ranked in the top 10 of several Cornhusker all-time lists, including innings pitched (3rd, 3001), strikeouts (4th, 253), starts (T-5th, 43) and wins (T-8th, 21).

MATT WALDRON CAREER PITCHING

Season	Team	League	W	L	ERA	G	GS	CG	SHO	SV	IP	H	R	ER	HR	HB	BB	SO	WHIP	AVG	AB	WP	GDP	TBF	NP-S
2019	A-INR	ROK	1	0	0.90	4	0	0	0	0	10.0	3	1	1	1	0	0	17	0.30	.088	34	2	0	34	73/69
2019	MV	A(Short)	3	0	3.53	10	1	0	1	2	35.2	29	15	14	2	1	4	40	0.93	.218	133	0	1	138	523/377
2019	2 Teams	Minors	4	0	2.96	14	1	0	1	2	45.2	32	16	15	3	1	4	57	0.79	.192	167	2	1	172	596/446
2021	FW	A+	3	4	3.24	13	13	0	0	0	72.1	69	37	26	6	4	19	72	1.22	.256	270	2	2	301	1110/723
2021	SA	AA	0	4	6.61	7	7	1	0	0	31.1	35	23	23	2	3	16	31	1.63	.282	124	6	1	144	603/371
2021	2 Teams	Minors	3	8	4.25	20	20	1	0	0	103.2	104	60	49	8	7	35	103	1.34	.264	394	8	3	445	1713/1094
2022	SA	AA	2	1	2.84	9	9	0	0	0	44.1	42	16	14	2	2	10	38	1.17	.258	163	1	7	177	671/456
2022	ELP	AAA	3	9	8.44	16	16	0	0	0	69.1	92	68	65	12	9	29	58	1.75	.317	290	0	2	335	1251/767
2022	2 Teams	Minors	5	10	6.26	25	25	0	0	0	113.2	134	84	79	14	11	39	96	1.52	.296	453	1	9	512	1922/1223
2022	ELP	AAA	2	10	7.31	20	18	0	0	0	92.1	118	79	75	18	4	30	99	1.60	.313	377	1	7	416	1547/1031
2023	SD	MLB	1	3	4.35	8	6	0	0	0	41.1	39	20	20	9	0	12	31	1.23	.244	160	0	2	173	673/435
Career	SD	MLB	1	3	4.35	8	6	0	0	0	41.1	39	20	20	9	0	12	31	1.23	.244	160	0	2	173	673/435
Career	5 Teams	Minors	14	28	5.52	79	64	1	1	2	355.1	388	239	218	43	23	108	355	1.40	.279	1391	12	20	1545	5778/3794

CAREER TRANSACTIONS

OPTIONS USED: 1/3

2019 Signed by CLE as a 18th-round selection in the First-Year Player Draft, June 14

2020 Acquired by SD from CLE as a PTBN in the 9-player trade that sent RHP Mike Clevinger to SD, November 8



NOLAN WATSON

NRI

Height: 6-2 Bats: R
Weight: 216 Throws: R

nolan3times

63

RHP

Full Name	Nolan Michael Watson
Date of Birth	January 25, 1997 in Indianapolis, Indiana
Current Residence	Indianapolis, Indiana
2024 Opening Day Age	27
MLB Service Time	0.000
How Obtained	Signed as a minor league free agent on November 6, 2023
Contract Status	Signed through 2024

QUICK HITS

- 2024 marks the 3rd season in the Padres organization for the former 1st-round draft pick of the Kansas City Royals in the 2015 First-Year Player Draft (33rd overall).
- Watson spent all of 2022 with Double-A San Antonio and split 2023 between San Antonio and Triple-A El Paso. In 165 career minor league appearances (125 starts) from 2015-23, has owned a minor league career 28-51 record, a 6.10 ERA (429 ER, 632.2 IP) and a .311 opponents' average.
- Declared free agency in November 2021 after 7 seasons in the KC farm system (2015-21) and signed a minor league deal with SD in February 2022.
- Made just one start in 2019 for High-A Wilmington before eventually undergoing Tommy John surgery in May 2019.
- In 2015, graduated from Lawrence North High School (IN), where he went 6-1 with a 0.68 ERA and 81 strikeouts in 51.2 innings as a senior. Committed to Vanderbilt University before signing with the Royals.

2023 SEASON

- Split the 2023 season between Double-A San Antonio and Triple-A El Paso, receiving the first Triple-A action of his career...went a combined 4-6 in 28 appearances (23 starts) while posting a cumulative 5.21 ERA (73 ER, 126.0 IP).
- Began the season with SA where he posted a 4.08 ERA in 14 appearances (12 starts) for a 3-3 record.
- In the 1st month of April to start the season, had a 0.53 ERA with the Missions in 5 appearances (3 starts) while posting a 0.76 WHP and holding opponents to a .167 clip.
- Righties hit .204 against him at the Double-A level while lefties hit .317.
- Was promoted to El Paso on June 28 and made his Chihuahuas debut the next day on June 29 @ Albuquerque.
- Finished the season with ELP, going 1-3 with a 6.39 ERA in 12 appearances (11 starts)...struck out 44 with 29 walks allowed, but opponents hit .326 against him.
- With RISF at the Triple-A level, held batters to a .253 average (19-for-75).
- Re-signed with SD as a minor league free agent on November 6, 2023 and received an invitation to Spring Training.

2022

- Elected free agency on November 7, 2021 and was signed as a minor league free agent by SD on February 14, 2022.
- In his 1st year in the Padres' organization, spent the entire season with Double-A San Antonio, going 4-6 with a 5.84 (59 ER, 91.0 IP).
- Punched out 94 batters overall with 46 walks allowed, and his 91.0 innings of work were his 2nd most in a season behind just his 125.1 innings pitched in 2018.
- Saw his best month in June, posting a 2.60 ERA (8 ER, 171 IP) with a .246 opponent average in 5 appearances (4 starts).
- Went 3-4 with a 5.09 ERA as a starter (17 appearances) and 1-2 with a 8.18 ERA in 12 relief appearances.

2015-21

- Split the **2021** season between Single-A Quad Cities and Double-A Northwest Arkansas, making 28 appearances overall (7 starts) for a combined 6-3 record and 6.30 ERA (53 ER, 75.2 IP)...did not pitch in **2020** due to the COVID-19 Pandemic....in **2019**, was placed on the 7-Day Injured List following his first start of the season on April 9, and missed the rest of the year due to injury after undergoing Tommy John surgery in May of 2019.
- In **2018**, recorded career highs in wins (10), innings (125.1) and strikeouts (93), and matched a career high with 24 starts...recorded his first two career shutouts: June 15, a 4-0 win @ Rome, his last start with Lexington, in which he allowed just six hits and no walks with seven strikeouts in 9.0 innings...also had a 7.0-inning shutout in an 8-0 Wilmington win @ Frederick on July 23, in which he allowed just 2 hits and 1 walk with 4 strikeouts.
- In **2017**, split the campaign between the Rookie-Level AZL Royals, Rookie-Level Burlington, and Single-A Lexington, going 1-12 with a 7.87 ERA (74 ER, 84.2 IP) and a .354 opponent clip...made 22 appearances (18 starts), striking out 53 batters and walking 40.
- In **2016**, made 24 appearances (all starts) with Single-A Lexington, going 3-11 with a 7.57 ERA and .314 opponent average...in his 1st professional stint in **2015**, made 11 appearances (all starts) for Rookie-Level Burlington, posting a 4.91 ERA with 16 strikeouts against 11 walks.

NOLAN WATSON



NRI

PERSONAL

- In 2015, graduated from Lawrence North High School (Ind.), where he went 6-1 with a 0.68 ERA and 81 strikeouts in 51.2 innings as a senior.
- Was committed to Vanderbilt before signing with the Royals

in the 1st round of the 2015 First-Year Player Draft (33rd overall).

- Parents are Perry and Melinda Watson, and his older brother, Tyler, graduated from Lawrence North HS in 2009 and played baseball at Anderson University.

NOLAN WATSON CAREER PITCHING

Season	Team	League	W	L	ERA	G	GS	CG	SV	SVO	IP	H	R	ER	HR	HB	BB	SO	WHIP	AVG	AB	WP	GDP	TBF	NP/S
2015	BUR	ROK	0	3	4.91	11	11	0	0	0	29.1	39	24	16	2	3	11	16	1.70	.320	122	4	3	137	214/162
2016	LEX	A(Full)	3	11	7.57	24	24	0	0	0	96.1	125	95	81	19	10	44	60	1.75	.314	398	10	3	460	1700/1046
2017	A-ROY	ROK	0	1	25.07	4	2	0	0	0	4.2	15	13	13	0	0	4	2	4.07	.536	28	3	0	33	53/34
2017	BUR	ROK	0	1	7.36	3	3	0	0	0	11.0	15	9	9	0	0	3	10	1.64	.306	49	1	0	52	164/114
2017	LEX	A(Full)	1	10	6.78	15	13	0	1	1	69.0	101	64	52	8	3	33	41	1.94	.345	293	6	6	335	1205/716
2017	3 Teams	Minors	1	12	7.87	22	18	0	1	1	84.2	131	86	74	8	3	40	53	2.02	.354	370	10	6	420	1422/864
2017	2 Teams	ROK	0	2	12.64	7	5	0	0	0	15.2	30	22	22	0	0	7	12	2.36	.390	77	4	0	85	217/148
2018	LEX	A(Full)	4	6	5.81	13	13	1	0	0	66.2	94	55	43	9	9	21	63	1.73	.331	284	7	8	319	1109/725
2018	WIL	A(Adv)	6	4	4.60	11	11	1	0	0	58.2	65	33	30	5	4	26	30	1.55	.291	223	3	9	256	936/572
2018	2 Teams	Minors	10	10	5.24	24	24	2	0	0	125.1	159	88	73	14	13	47	93	1.64	.314	507	10	17	575	2045/1297
2019	WIL	A(Adv)	0	0	0.00	1	1	0	0	0	4.1	4	1	0	0	1	1	3	1.15	.222	18	1	0	20	78/47
2021	QC	A+	1	0	11.05	3	1	0	0	0	7.1	15	10	9	0	1	3	5	2.45	.429	35	0	1	41	147/96
2021	NWA	AA	5	3	5.80	25	6	0	0	0	68.1	86	46	44	12	5	31	41	1.71	.315	273	4	8	314	1074/657
2021	2 Teams	Minors	6	3	6.30	28	7	0	0	0	75.2	101	56	53	12	6	34	46	1.78	.328	308	4	9	355	1221/753
2022	SA	AA	4	6	5.84	29	17	0	0	1	91.0	100	65	59	8	15	46	94	1.60	.275	363	4	7	427	1699/1043
2023	SA	AA	3	3	4.08	14	12	0	0	0	64.0	60	34	29	7	5	22	41	1.28	.252	238	1	5	271	995/659
2023	ELP	AAA	1	3	6.39	12	11	0	0	0	62.0	84	48	44	12	2	29	44	1.82	.326	258	2	7	292	1041/666
2023	2 Teams	Minors	4	6	5.21	26	23	0	0	0	126.0	144	82	73	19	7	51	85	1.55	.290	496	3	12	563	2036/1325
Career	8 Teams	Minors	28	51	6.10	165	125	2	1	2	632.2	803	497	429	82	58	274	450	1.70	.311	2582	46	57	2957	10415/6537

CAREER TRANSACTIONS

OPTIONS USED: 0/3

- 2015 Signed by KC as a 1st-round selection (33rd overall) in the 2015 First-Year Player Draft, June 29
- 2022 Signed by SD as a minor league free agent, February 14
- 2023 Signed by SD as a minor league free agent, November 6



STEVEN WILSON

Height: 6-4 Bats: R
Weight: 222 Throws: R

@Swilson2436

swilson2436

36

RHP

Full Name	Steven Christopher Wilson
Date of Birth	August 24, 1994 in Littleton, Colorado
Current Residence	Littleton, Colorado
2024 Opening Day Age	29
MLB Service Time	2,000
How Obtained	Signed as an eighth-round selection in the 2018 First-Year Player Draft on June 14, 2018
Contract Status	Signed through 2024

QUICK HITS

- Tossed exactly 53.0 IP for the 2nd consecutive season in 2023 and his 22 holds led all SD relievers, with 16 of the 22 coming prior to the All-Star break.
- Recorded a hold in a career-high 6 consecutive outings from June 10-20, 2023. It was the longest consecutive hold streak by a SD reliever since Craig Stammen had a hold in 7 straight appearances in 2019.
- Among all hurlers who have made at least 50 appearances in Petco Park history, his career 1.07 ERA at the end of 2023 in downtown San Diego ranked 1st and his .152 opponent clip ranked T-1st with Joaquin Benoit.
- Was scoreless in 37 of his 50 outings for the Padres in his rookie 2022 campaign, limiting opponents to a .191/.277/.346 slash line.
- Earned the winning decision in both of his first 2 MLB relief appearances in '22, becoming the 2nd Padres pitcher to do so, joining Larry Hardy (April 28-May 5, 1974). Also became just the 4th ML pitcher to accomplish the feat over the last 25 seasons.
- Attended Santa Clara University (CA) and underwent Tommy John surgery in 2017. In his final year for the Broncos in '18, he was named an All-West Coast Conference Honorable Mention and to the WCC All-Academic Team, leading the team with a 3.07 ERA and 58 strikeouts in 44.0 IP.

2023 SEASON

- Made a career-high 52 appearances in his 2nd Major League season, which ranked 5th out of the SD pen in '23...his 53.0 IP matched his exact total from his rookie '22 campaign.
- Was scoreless in 11 of his first 12 appearances of the season from March 30-April 22, going 1-0 with 5 holds and a 0.66 ERA, 0.66 WHIP and .091 WHIP.
- 7 of his total 23 ER on the season came across his next 2 app. (April 25 @ CHC and April 29 vs. SF).
- Owned 2 separate scoreless inning streaks of 10.0+ IP in '23...tossed a career-high 14.0 scoreless IP across 15 app from May 1-June 5 and a 10.1 scoreless IP across 9 app from April 6-22.
- Recorded a hold in a career-high 6 consecutive outings from June 10-20...it was the longest consecutive hold streak by a SD reliever since Craig Stammen had a hold in 7 straight

ACCOLADES

Midwest League Post-Season All-Star (2019, Fort Wayne)

- appearances in 2019.
 - On the season, his 22 holds led the Padres and ranked 10th in the NL...16 of his 22 holds came in the first half of the season, which ranked 8th in the Majors and 5th in the NL prior to the All-Star break.
 - Posted a 7.31 ERA (13 ER, 16.0 IP), 1.56 WHIP and .230 AVG against in the 2nd half...10 of his 13 ER allowed in the second half came across 3 of his 17 outings.
 - Had 2 stints on the 15-day IL...was placed on the IL from June 27-July 14 with a right pectoral strain...placed on the IL again on Aug 30 and missed the remainder of the season with left hip inflammation.
 - Among all pitchers who made at least 30 appearances in their home park, his 1.93 ERA (7 ER, 32.2 IP) ranked 14th in the Majors and 7th in the NL.
 - Posted a 7.08 ERA (16 ER, 20.1 IP) on the road, which was 7th-highest in the Majors and 4th-highest in the NL among all hurlers who made at least 20 appearances in away parks.
 - The +5.15 road/home ERA differential was the 4th-highest in the Majors in '23 (min. 20 app both home & away), trailing only bullpen-mate Tim Hill (+8.87), Aaron Loup (+5.32) and Taylor Saucedo (+5.17).
 - Per Statcast, relied on 5 pitches: Sweeper (59.7%), 4-Seam Fastball (36.4%), Changeup (3.2%), Cutter (0.6%) and Slider (0.1%).
 - Opponents hit just .165 (20-121) vs. the sweeper, his most-used pitched...but 6 of his 7 HR allowed came against the pitch.
 - Ranked in the 81st percentile and above in xBA (98th, .185), hard-hit % (85th, 33.3%), avg exit velocity (84th, 87.2 mph) and xERA (81st, 3.45).
- ## 2022
- Made the Padres' Opening Day roster and went 4-2 with 1 SV and 5 holds in 50 appearances in his rookie 2022 campaign...the 50 app. tied with Nabil Crismatt for 3rd-most in the SD pen, trailing only Luis Garcia (64) and Tim Hill (55).
 - Was scoreless in 37 of his 50 app., limiting opponents to a .191/.277/.346 slash line.
 - Was scoreless in each of his first 17 outings at home...

STEVEN WILSON



allowed 4 runs (3 ER) across his final 7 home appearances... his .118 AVG at home ranked 3rd among all ML relievers (min. 20 app.), trailing only CIN's Alexis Diaz (.105) and CLE's Emmanuel Clase (.108)...he was 1 of just 9 ML relievers to have a 1.00 ERA-or-lower at home...on the road, he had a 5.19 ERA and .252 opp. AVG in 26 app. and 26.0 IP.

- Earned the winning decision in both of his first 2 MLB appearances in relief (April 9 @ ARI and April 11 @ SF), becoming the 2nd Padres pitcher to do so, joining Larry Hardy (April 28-May 5, 1974), who earned wins in each of his 1st 2 career apps., both non-starts...also became just the 4th pitcher to accomplish the feat over the last 25 seasons.
- Struck out a career-high 5 of the 6 batters he faced across 2.0 IP his 3rd ML appearance on April 13 @ SF.
- Earned a hold in 4 consecutive outings from April 17-23, the 4th through 7th appearances of his ML career.
- Optioned to El Paso (AAA) twice from May 20-22 and Aug. 6-15...had just one stint on the IL from June 26-July 15 (left hamstring tendinitis).
- Tossed a career-high 3.0-shutout IP of 1-hit ball on June 6 vs. NYM...tossed 1.1 innings-or-more on 11 occasions, going 1-0 with a 1.37 ERA and .127 opp. AVG in those outings.
- Posted a career-high 12.2 scoreless-inning streak across 10 appearances from July 29-Sept 4, allowing just 6 hits and 4 walks while striking out 8.
- Made his first career start as an opener in his 3rd to last

appearance of the season on Sept. 29 vs. LAD, striking out Mookie Betts and Freddie Freeman while forcing Trea Turner to ground out...he allowed an unearned run allowing the automatic base runner in the top of the 10th to score the night before, becoming the 1st Padre to ever finish a game and start the next in consecutive days...1 other player also did so earlier in '22 (TEX's Brett Martin on June 24-25).

- Per Statcast, he relied on 3 pitches: 4-Seam Fastball (52.2%), Slider (42.2%) and Changeup (5.6%).
- Ranked in the 96th percentile in XBA (.182) and the 90th percentile in XSLG (.306).

POSTSEASON: Made his Postseason debut during his rookie campaign, posting 2 scoreless outings in his 4 app. and allowing just 2 hits across his 3.2 IP (.154 AVG).

- Entered in the 8th inning of Game 2 of the Wild Card Series vs. NYM on Oct. 8, retiring all 3 batters he faced on 11 pitches while striking out 2 in SD's 7-3 defeat.
- Made his 2nd career Postseason app. in Game 1 of the NLDS on Oct. 11, entering the game in the 3rd inning in relief of Mike Clevinger, tossing 1.1 scoreless innings with 2 BB and 2 SO in SD's 5-3 defeat...the 37 pitches thrown were the 3rd-most of his career, trailing only his 39 on June 6 vs. NYM and Aug. 5 @ LAD.
- Relieved Joe Musgrove in the 7th inning of Game 4 of the NLDS on Oct. 15...allowed 1 hit, 1 BB and 1 ER in 0.1 IP before Tim Hill got SD out of the inning, stranding both runners en route to SD's 5-3, series-clinching victory.

STEVEN WILSON



- Made his 4th appearance of the Postseason and his NLCS debut in the 7th inning of Game 4 vs. PHI on Oct. 22, allowing a solo HR to JT Realmuto.

2021

- Received a non-roster invitation to Major League Spring Training, beginning the season with El Paso (AAA).
- Spent the majority of the campaign with ELP, posting a 3.43 ERA (15 ER, 39.1 IP) in 28 appearances (all in relief), including a 0.92 WHIP and .157 opponent average.
- Among Triple-A West pitchers with 30.0+ IP, Wilson's .156 opponent's average led the league, and his 14.42 strikeouts per nine ranked 2nd.
- Between the Arizona Complex League Padres and ELP, he posted a career high 15.2 strikeouts per nine innings.
- Made just 3 appearances to start the season before landing on the 7-Day Injured List on May 17 for nearly two months with an arm injury.
- Made two rehab appearances with Rookie-Level ACL Padres on July 2 and July 5, pitching 2.2 innings of scoreless, 1-hit ball with 8 strikeouts and 0 walks...returned to the Chihuahuas on July 10.
- Made 11 appearances for ELP in which he tossed at least 2.0 innings.

- Following the 2021 season, played for Escogido in the Dominican Winter League, where he struck out 14 batters against 1 walk over 10 shutout innings of two-hit ball.

2020

- Received an invite to Major League Spring Training and made 2 scoreless relief appearances.
- Was not a part of the Padres 60-man player pool at their Alternate Training Site during the regular season.

2019

- Split his 1st full professional campaign between El Paso (AAA) and Lake Elsinore (A), owning a 2.67 ERA (19 ER, 64.0 IP) in 42 appearances (all in relief).
- Began the season with LE, where he made 17 relief app. from April 6-June 16, posting a 0.93 ERA (3 ER, 29.0 IP), a .183 opponent clip (19-for-104) and .227 opp. OBP.
- While with the Storm, had 43 SO with 4 BB for a 13.3 SO/9.
- Bypassed the Double-A level and was promoted to ELP on June 17...made his ELP debut on June 18 and proceeded to make 25 app. out of the bullpen to finish the season.
- Did not allow a single earned run in both May and June, tossing 22.2 IP in that time and making 13 app. with 9 hits

STEVEN WILSON



and 1 unearned run allowed.

- ELP went 14-11 in games in which he appeared, and he owned a 4.11 ERA (16 ER, 35.0 IP), owning a .206 opp. AVG.
- With ELP, had 42 SO and 10.8 SO/9...fanned at least 1 batter in 23 of his 25 app. and fanned multiple 13 times.
- With RISP, Single-A opponents hit .038 against him (1-for-26) and Triple-A opponents hit .220.

June 18-July 4 for a 1.80 ERA in 5.0 IP and a .235 opp. AVG.
 • In just 2 games with LE, worked a total of 3.0 IP and allowed 3 ER and 4 hits in both app.

PERSONAL

- Son of Robert and Debra. Robert is an NCAA umpire. Steven has five siblings: Michael Roan, Brandon Wilson, Greg Schar, Nick Schar and Spencer Schar.
- Graduated from Dakota Ridge High School in Littleton, Col. in 2012...named League MVP, First-Team All-Conference, Academic All-State and Athlete of the Year as a senior.

2018

- Split the year between Tri-City (A) and Lake Elsinore (A), appearing in just 5 G for a 7.88 ERA (7 ER, 8.0 IP).
- Made his professional debut with TRI, making 3 app. from

STEVEN WILSON CAREER PITCHING

Season	Team	League	W	L	ERA	G	GS	CG	SV	SVO	IP	H	R	ER	HR	HB	BB	SO	WHIP	AVG	AB	WP	GIDP	TBF	NP/S
2018	TRI	A(Short)	1	0	1.80	3	0	0	0	0	5.0	4	2	1	0	0	1	6	1.00	.235	17	1	0	19	76/49
2018	LE	A(Adv)	0	0	18.00	2	0	0	0	0	3.0	8	6	6	2	0	3	3	3.67	.471	17	1	0	21	84/45
2018	2 Teams	Minors	1	0	7.88	5	0	0	0	0	8.0	12	8	7	2	0	4	9	2.00	.353	34	2	0	40	160/94
2019	LE	A(Adv)	2	0	0.93	17	0	0	0	0	29.0	19	3	3	2	2	4	43	0.79	.184	103	2	1	110	424/273
2019	ELP	AAA	1	3	4.11	25	0	0	0	2	35.0	26	19	16	5	0	22	42	1.37	.213	122	2	4	148	588/357
2019	2 Teams	Minors	3	3	2.67	42	0	0	0	2	64.0	45	22	19	7	2	26	85	1.11	.200	225	4	5	258	1012/630
2021	A-PAD	ROK	0	0	0.00	2	0	0	0	0	2.2	1	0	0	0	0	0	8	0.38	.111	9	0	0	9	25/25
2021	ELP	AAA	4	0	3.43	28	0	0	0	1	39.1	22	18	15	7	2	14	63	0.92	.157	140	1	1	157	691/436
2021	2 Teams	Minors	4	0	3.21	30	0	0	0	1	42.0	23	18	15	7	2	14	71	0.88	.154	149	1	1	166	716/461
2022	ELP	AAA	0	0	4.50	2	0	0	0	0	2.0	1	1	1	1	0	0	4	0.50	.143	7	0	0	7	38/24
2022	SD	MLB	4	2	3.06	50	1	0	1	3	53.0	36	20	18	7	3	20	53	1.06	.191	188	4	2	214	874/554
2023	SD	MLB	1	2	3.91	52	0	0	0	2	53.0	35	23	23	7	3	27	57	1.17	.185	189	0	3	219	938/570
Career	SD	MLB	5	4	3.48	102	1	0	1	5	106.0	71	43	41	14	6	47	110	1.11	.188	377	4	5	433	1812/1124
Career	4 Teams	Minors	8	3	3.26	79	0	0	0	3	116.0	81	49	42	17	4	44	169	1.08	.195	415	7	6	471	1926/1209

WILD CARD

Season	Team	League	W	L	ERA	G	GS	CG	SV	SVO	IP	H	R	ER	HR	HB	BB	SO	WHIP	AVG	AB	WP	GIDP	TBF	NP/S
2022	SD	MLB	0	0	0.00	1	0	0	0	0	1.0	0	0	0	0	0	0	2	0.00	.000	3	0	0	3	11/8

DIVISION SERIES

Season	Team	League	W	L	ERA	G	GS	CG	SV	SVO	IP	H	R	ER	HR	HB	BB	SO	WHIP	AVG	AB	WP	GIDP	TBF	NP/S
2022	SD	MLB	0	0	5.40	2	0	0	0	0	1.2	1	1	1	0	1	3	2	2.40	.167	6	1	0	11	49/29

LEAGUE CHAMPIONSHIP SERIES

Season	Team	League	W	L	ERA	G	GS	CG	SV	SVO	IP	H	R	ER	HR	HB	BB	SO	WHIP	AVG	AB	WP	GIDP	TBF	NP/S
2022	SD	MLB	0	0	9.00	1	0	0	0	0	1.0	1	1	1	1	0	0	0	1.00	.250	4	0	0	4	14/12

POSTSEASON (COMBINED)

Season	Team	League	W	L	ERA	G	GS	CG	SV	SVO	IP	H	R	ER	HR	HB	BB	SO	WHIP	AVG	AB	WP	GIDP	TBF	NP/S
2022	SD	MLB	0	0	4.91	4	0	0	0	0	3.2	2	2	2	1	1	3	4	1.36	.154	13	1	0	18	74/49

CAREER TRANSACTIONS

OPTIONS USED: 0/3

2018 Signed by SD as an eighth-round selection in the First-Year Player Draft, June 14



MLB NETWORK BRINGS YOU
THE BEST SEAT
IN THE HOUSE, EVERY NIGHT

MLB PARK


42



MLB
TONIGHT
MLB

FOR THE COMPLETE PROGRAMMING
SCHEDULE AND CHANNEL FINDER, VISIT
MLBNETWORK.COM





HISTORY & RECORDS

2023 SEASON IN REVIEW

The Padres finished the 2023 season having won 15 of their final 18 games (.833), the most wins of any team in MLB after Sept. 11...from September 1, they went 20-7 (.741) over their final 27 games of the season, marking their best winning percentage from September 1st through the end of the regular season in franchise history (previous record was held by the 1989 Padres who went 20-8 (.714) from September 1 - October 1 that year). From September 13 through the end of the season, Padres pitchers led MLB in ERA (1.95 ERA, opponents' average (.193 AVG), fewest extra-base hits allowed (33), and opponent OPS (.575)...they had the best WHIP (1.05) and baserunner per 9 IP (9.73) in the National League in that time. The Friars swept the White Sox in their last series of the year, finishing 2023 with a 5-game winning streak and winning their their 6th consecutive series (1st time winning 6 consecutive series since doing so from August 27-Sept. 13, 2009)...it was San Diego's 3rd sweep in their final 5 series played (also swept @ Oakland A's and vs. Colorado Rockies) and their 6th series sweep...of the Padres' 5 sweeps of at least 3 games, 3 of them came in the final 5 series played of the year.

On November 5, MLB named Fernando Tatis Jr. (RF) and Ha-Seong Kim (UTL) as National League Gold Glove winners, with Tatis Jr. also taking home the NL Platinum Glove award (announced on November 10), given to the top defensive player overall in each league Tatis Jr. became the Padres first-ever Platinum Glove Award winner, and the first outfielder from the NL to ever garner the award, which debuted in 2011.

Tatis Jr. played 137 games and 1175.1 innings in right field 2023, his 1st full season in right (having played 20 games and 151.1 innings in RF in 2021)...Tatis Jr. led all Major League right fielders in outs above average (.11), and he posted a .980 fielding percentage in RF with the 2nd-most putouts of any NL right fielder (282, behind WSH Lane Thomas' 319)...his 12 outfield assists in right also ranked 2nd in the league at the position (behind Thomas' 16) with his 12 outfield assists overall ranked T-3rd in the NL...his 134 games started in RF ranked 4th in the NL behind Ronald Acuna Jr. (156), Nick Castellanos (148), and Lane Thomas (148). Per Statcast, Tatis prevented 4 extra runs from baserunners, the 5th-most of any NL outfielder behind Nolan Jones (8), Brenton Doyle (7), Thomas Lane (5), and Ronald Acuna Jr. (5)...Tatis recorded 9 outs with a 26-50% catch probability, tied with Brenton Doyle for the most of any outfielder in 2023.

Kim posted a .988 overall fielding percentage in 2023, playing 158 games and 1263.1 innings (105 games at 2B, 32 at 3B, and 20 at SS)...at 2B, he had a .991 fielding percentage, committing 4 errors in 439 total chances...his .991 fielding percentage at 2B was the 4th-highest at the position in the National League (min. 100 games played), and only NYM's Jeff McNeil committed fewer errors (3)...Kim's 2.83 assists per 9 innings played at 2B ranked 2nd in the NL behind SF's Thairo Estrada's 3.19 A/9 at 2B...Kim's 10 outs above average overall in 2023 ranked 2nd on the Padres behind just Manny Machado's 11 OAA, and his 7 OAA specifically at 2B ranked 4th in the NL behind SF's Thairo Estrada (20), PHI's Bryson Stott (16) and CHC's Nico Hoerner (14).

Blake Snell garnered the 5th Cy Young in Padres history, and became the 7th pitcher to ever win the accolade in both leagues, joining Gaylor Perry, Randy Johnson, Pedro Martinez, Roger Clemens, Roy Halladay, & Max Scherzer. He finished the season as MLB's ERA leader (2.25), and it was the the 3rd lowest of any starter in San Diego history, behind just Dave Roberts' 2.10 in 1971 and Randy Jones' 2.24 in 1975...his .181 opponents' average was also the lowest in the Majors and the lowest of any Padre starter in a season in club history...he led the Majors in walks allowed (99 walks allowed), and became the first Cy Young Award winner since Early Wynn (1959) to lead MLB in walks, and the 1st pitcher in baseball history to finish with MLB's lowest ERA and most walks.

Juan Soto played in all 162 games of of the 2023 season, becoming the 6th Padre ever to play in all 162 in a season (and for the 1st time in Soto's career, besting his previous 153 games in 2022 between Washington and San Diego)...he joined the following Friars to accomplish the feat: Dave Winfield (1980), Steve Garvey (1985), Joe Carter (1990), Adrian Gonzalez (2008), & Freddy Galvis (2018)...others in MLB in 2023 to play in 162 games were ATL's Matt Olson, TEX's Marcus Semien, and SEA's Eugenio Suarez. Soto's 132 walks tied Jack Clark's club set in 1989 for the most in a season in Padres' history...it was his 3rd straight season with 130+ walks (145 BB in 2021 and 135 in 2022), drawing 412 walks since the start of the 2021 season (the most in baseball in that time, with the next most being Kyle Schwarber's 276 walks since 2021...Soto led all of baseball in on-base percentage from '21-'23 with a .425 OBP. Juan Soto led the Majors in walks with 132 free passes, and Blake Snell led the Majors in walks allowed (99), which is the 1st time the Padres ever had a batter lead all players in walks and a pitcher lead in walks allowed...it was the 1st time a team had the MLB walks leader and walks allowed leader since the 1997 San Francisco Giants (Barry Bonds' 145 walks and Shawn Estes' 100 free passes).

The Padres finished 2023 with a new franchise home attendance record of 3,232,310 in 79 games at Petco Park (59 Petco Park sellouts)...including their 2 games in Mexico City this year, the Padres' 3,271,554 overall home attendance ranked 2nd in baseball behind just the Dodgers (3,837,079)...San Diego welcomed an average of 40,915 fans per game @ Petco Park, also ranking as the 2nd highest average home attendance total this season behind LAD's 47,371.

San Diego was represented in Josh Hader and Juan Soto in the 2023 All-Star game in Seattle on July 11...it was Hader's 5th selection and Soto's 3rd...in the B-8th, Hader allowed a leadoff single to Whit Merrifield, but he got Salvador Perez to fly to teammate Juan Soto before Brent Rooker lined into a double play...Soto hit 115.4 mph single in the 9th inning - the hardest-hit ball Statcast has ever tracked in an All-Star Game.

On January 15, 2023, the Padres signed 16-year-old catcher Ethan Salas out of Caracas, Venezuela, the No. 1 ranked overall prospect in the 2023 International Draft class...he played for Aguilas del Zulia in the Venezuelan Winter League this past season, where he was more than 12 years younger than the average player...he began his minor league career with Single-A Lake Elsinore at the age of 16, where he batted .267 for the Storm (51-for-191) with 11 doubles, 2 triples, 9 home runs, and 35 RBI in 48 games played...on August 8, he was promoted to Single-A Fort Wayne, and after just 9 games with the TinCaps (in which he was 7-for-35, .200), he was promoted to Double-A San Antonio...Salas finished the season with the Missions, where he went 5-for-28 (.179) in 9 games. Salas was awarded the Minor League "Debut of the Year" award on October 2nd...the No. 5 overall prospect by MLB Pipeline (also the No. 1 Padres' prospect and the No. 1 catching prospect overall) was named the California League player of the month for July. Salas turned 17 on June 1, 2023, and when he was promoted to Double-A San Antonio, he became the youngest player in Double-A, where the average age is 24...Michael De León, who played for Double-A Frisco in the Rangers' organization at age 17 in 2014, is thought to be the last 17-year-old to reach that level...in his Double-A debut on August 22, he hit a walk-off double in the 10th inning, delivering an 8-7 Missions win...he suffered a right knee sprain on September 2, ending his 2023 season.

HISTORY & RECORDS

On July 9th, the Padres selected CF Dillon Head from Homewood Flossmoor High School (Ill.) with the 25th overall pick in the 2023 First-Year Player Draft. Head began his professional career with Rookie-League Padres, batting .294 (15-for-51) in 14 games with 4 doubles, a triple, and a homer...he was promoted to Single-A Lake Elsinore on August 21, and he hit .241 (13-for-54) in 13 games to conclude his 1st season in the Padres' system.

On September 27 @ SF, the Padres won their 1st extra-inning game of the season, winning 5-2 over the Giants (had previously been 0-12)...it came on game 159 of the season...they finished with a 2-12 record in extras with a 2-1, 11-inning win @ the White Sox in the last game of the season (October 1). Following the 2022 regular season, the Padres led the National League in both 1-run wins (30) and extra-inning wins (12)...in 2023, however, they finished last in the NL in both 1-run wins (9) and extra-inning wins (2)...in doing so, it was the 3rd time in MLB history in which a team went from leading the league in both categories in one season to finishing last in their league in both categories, joining the 1933-34 Washington Senators and the 1918-19 Washington Senators (Elias). Despite the Padres tying for the 8th-best winning percentage of any National League team this year (.506), their +104 run differential was the 3rd best in the NL, trailing the Dodgers (207) and the Braves (231)...among all teams in MLB history to finish the year with a +100 run differential, their .506 winning % is the lowest (Elias).

On August 1, 2023, the Padres announced the acquisition of LHP Rich Hill and 1B/DH Ji Man Choi from the Pirates in exchange for LHP Jackson Wolf, 1B Alfonso Rivas, and OF Estuar Suero...in the final hour of the deadline, the Padres made acquired RHP Scott Barlow from the Royals in exchange for RHPs Jesus Rio and Henry Williams and acquired INF Garrett Cooper and RHP Sean Reynolds from the Miami Marlins in exchange for LHP Ryan Weathers...Choi went 2-for-31 with the Padres (.065), getting both hits in his penultimate game played of 2023, and Rich Hill posted a 1-4 record in 10 appearances (5 starts) with a 8.23 ERA...Garrett Cooper hit .239 with San Diego in 41 games with a .402 SLG, and Scott Barlow owned a 3.07 ERA in 25 appearances out of the 'pen.

Manny Machado underwent right elbow extensor tendon surgery on October 3 and Yu Darvish was placed on the 15-day IL with right elbow inflammation on August 28, and he was shut down for the season with a stress reaction in his right elbow on September 12, having made his final start of the season on August 25 @ Milwaukee. Jake Cronenworth was hit by a pitch on his right wrist on August 25, and he was placed on the IL with a right wrist fracture...no surgery was required. On September 30, the Padres placed C Luis Campusano on the 10-day IL with a right ankle sprain...he dealt with a left thumb sprain earlier in the year (was placed on the 10-day IL on April 17), and after being transferred to the 60-day IL, he was reactivated on July 18. LHP Tim Hill was shut down with a left ring finger sprain on September 11, and he underwent surgery on Sept. 20...Hill missed almost all of August with the injury before he came off the injured list in early September...on August 4, the Padres placed Joe Musgrove on the 15-day IL with right shoulder capsule inflammation...Musgrove began experiencing stiffness in his shoulder following his July 28 start, and he was shut down from throwing for 4 weeks...Musgrove was eventually transferred to the 60-Day IL on September 30.

On July 28, Padres inducted 2007 National League Cy Young Award winner Jake Peavy and long-time team owner John Moores as the newest members of the Padres' Hall of Fame...the inductions took place as part of a Home Plate ceremony on Friday, July 28 prior to the Padres vs. Texas Rangers game, with Peavy and Moores serving as the 18th and 19th members to be inducted, respectively.

May 18, the Padres, in conjunction with the Padres Foundation, welcomed 580 guests to dine on the Petco Park playing field for the club's second annual Dinner on the Diamond presented by Sycuan Casino Resort, featuring a first-class dinner alongside Padres ownership, players, coaches and alumni, cocktail hour, special games, and interviews featuring Padres players, and a musical performance by Ashanti and Ja Rule...the Padres Foundation announced a total of \$1 million raised for homelessness at the event...\$500,000 raised for Urban Street Angels and Youth Assistance Coalition, and an additional \$500,000 was commitment to ending homelessness.

On Sept. 13, the Padres announced the Cutwater Agave Club at Petco Park as the newest premium seating area to debut in the 2024 season. The Padres announced the return of The Links at Petco Park on October 2, the original and best nine-hole ballpark golf experience...it returned for the 9th time in event history from Friday, October 13 through Sunday, October 22, 2023.

The Padres hosted many concerts, including the following in order of event: John Summit (April 7), Logic (June 29), Morgan Wallen (July 14-15), Slightly Stoopid & Sublime with Rome (July 16), Jimmy Eat World + Manchester Orchestra (July 21), Yellowcard (August 1), Cigarettes After Sex (August 11), Darius Rucker (August 25), Kodak Black and NLE Choppa (August 26), Weezer (September 3), The Revolutionists and Band of Horses (September 9), Kolohe Kai (September 15), Modest Mouse and Pixies (September 16), All American Rejects with Newfound Glory (October 6), RL Grime (October 26), and Hozier (October 29).

HISTORY & RECORDS

1984 NL CHAMPIONSHIP SERIES

The 1984 Padres became the first team in NLCS play and only the second team in Championship Series history to come back from a 2-0 deficit to win the series (1982 Milwaukee Brewers in the ALCS). The Chicago Cubs hit six home runs in the first two games at Wrigley Field, winning 13-0 and 4-2. But in their return home to San Diego, consecutive record-breaking crowds filled San Diego/Jack Murphy Stadium as the Padres swept the trio of home games, advancing to their first-ever World Series. First baseman Steve Garvey hit .400 (8-for-20) in the five games en route to his second-career NLCS MVP Award. In Game 4, Garvey went 4-for-5 with a dramatic two-run HR off Cubs' ace reliever Lee Smith in the bottom of the ninth. The Padres rallied from a three-run deficit in the fifth game, with Craig Lefferts earning the win in each of the final two games.



Game 1												
October 2 @ CHC												
	1	2	3	4	5	6	7	8	9	R	H	E
SD	0	0	0	0	0	0	0	0	0	0	6	1
CHC	2	0	3	0	6	2	0	0	x	13	16	0

WP (Sutcliffe) LP (Show) SV (none)

Game 2												
October 3 @ CHC												
	1	2	3	4	5	6	7	8	9	R	H	E
SD	0	0	0	1	0	1	0	0	0	2	5	0
CHC	1	0	2	1	0	0	0	0	x	4	8	1

WP (Trout) LP (Thurmond) SV (Smith)

Game 3												
October 4 vs. CHC												
	1	2	3	4	5	6	7	8	9	R	H	E
CHC	0	1	0	0	0	0	0	0	0	1	5	0
SD	0	0	0	0	3	4	0	0	x	7	11	0


WP (Trout) LP (Thurmond) SV (Smith)

Game 4												
October 6 vs. CHC												
	1	2	3	4	5	6	7	8	9	R	H	E
CHC	0	0	0	3	0	0	0	2	0	5	8	1
SD	0	0	2	0	1	0	2	0	2	7	11	0

WP (Lefferts) LP (Smith) SV (none)









Game 5												
October 7 vs. CHC												
	1	2	3	4	5	6	7	8	9	R	H	E
CHC	2	1	0	0	0	0	0	0	0	3	5	1
SD	0	0	0	0	0	2	4	0	x	6	8	0

WP (Lefferts) LP (Sutcliffe) SV (Gossage)



shoot skelt 10.2 per mug

1984 SAN DIEGO PADRES

			
23 - Dick Williams	33 - Harry Dunlop	29 - Deacon Jones	34 - Jack Krol
			
46 - Norm Sherry	32 - Ozzie Virgil	7 - Kurt Bevacqua	24 - Bobby Brown

1984 WORLD SERIES

In San Diego's first trip to the World Series, the Padres went head-to-head with the Detroit Tigers, who finished the regular season with a Major League-best 104-58 record. The Tigers won Game 1 at San Diego's Jack Murphy Stadium, with the Padres tying the series with a 5-3 win in Game 2. Kurt Bevacqua went 3-for-4 in Game 2 with a fifth-inning, three-run home run, and he hit .412 (7-for-17) with two doubles, two homers and four RBI in the series. Andy Hawkins earned the win in Game 2, working 5.1 shutout innings of one-hit relief. Following the Padres Game 2 victory, the Tigers swept the final three contests to win their fourth World Championship in Detroit Tigers' history.



Game 1
October 9 vs. DET

	1	2	3	4	5	6	7	8	9	R	H	E
DET	1	0	0	0	2	0	0	0	0	3	8	0
SD	2	0	0	0	0	0	0	0	0	2	8	1

WP (Morris) LP (Thurmond) SV (none)

Game 2
October 10 vs. DET

	1	2	3	4	5	6	7	8	9	R	H	E
DET	3	0	0	0	0	0	0	0	0	3	7	3
SD	1	0	0	1	3	0	0	0	x	5	11	0

WP (Hawkins) LP (Petry) SV (Lefferts)

Game 3
October 12 @ DET

	1	2	3	4	5	6	7	8	9	R	H	E
SD	0	0	1	0	0	0	1	0	0	2	10	0
DET	0	4	1	0	0	0	0	0	x	5	7	0

WP (Wilcox) LP (Lollar) SV (Hernandez)

Game 4
October 13 @ DET

	1	2	3	4	5	6	7	8	9	R	H	E
SD	0	1	0	0	0	0	0	0	1	2	5	2
DET	2	0	2	0	0	0	0	0	x	4	7	0

WP (Morris) LP (Show) SV (none)

Game 5
October 14 @ DET

	1	2	3	4	5	6	7	8	9	R	H	E
SD	0	0	1	2	0	0	0	1	0	4	10	1
DET	3	0	0	0	1	0	1	3	x	8	11	1

WP (Lopez) LP (Hawkins) SV (Hernandez)

HISTORY & RECORDS

1996 NL DIVISION SERIES

After winning the West on the last day of the regular season, the Padres were swept in the Division Series by the St. Louis Cardinals, the National League Central Champions. In Game 3, a sellout crowd of 53,899 fans at Jack Murphy Stadium cheered wildly as the Padres erased 1-0 and 5-4 deficits. Following the heartbreaking loss, San Diego fans stood and cheered the Padres, who returned to the field from the clubhouse and recognized the fans for keeping the faith during an unforgettable 1996 season.



Game 1												
October 1 @ STL												
	1	2	3	4	5	6	7	8	9	R	H	E
SD	0	0	0	0	0	1	0	0	0	1	8	1
STL	3	0	0	0	0	0	0	0	x	3	6	0

WP (Stottlemyre) LP (Hamilton) SV (Eckersley)

Game 2												
October 3 @ STL												
	1	2	3	4	5	6	7	8	9	R	H	E
SD	0	0	0	0	1	2	0	1	0	4	6	0
STL	0	0	1	0	3	0	0	1	x	5	5	1

WP (Honeycutt) LP (Bochtler) SV (Eckersley)

Game 3												
October 5 vs. STL												
	1	2	3	4	5	6	7	8	9	R	H	E
STL	1	0	0	0	0	3	1	0	2	7	13	1
SD	0	2	1	1	0	0	0	1	0	5	11	2

WP (Mathews) LP (Hoffman) SV (Eckersley)



HISTORY & RECORDS

1996 NL CHAMPIONSHIP SERIES

After winning the NL West by 9.5 games with a franchise-best 98-64 record, the Padres defeated the Central Division Champion Houston Astros in four games.

In Game 1 against Randy Johnson, Padres' starter Kevin Brown fanned a Division Series-record 16 batters and allowed only two hits in 8.0 shutout innings, en route to the Padres' their first playoff win since 1984. 65,235 fans filled Qualcomm Stadium Upon their return to San Diego, and on just three day's rest, Kevin Brown limited the Astros to one run on three hits over 6.2 innings, and Trevor Hoffman struck out the side in the ninth to preserve the 2-1 win. In Game 4, Sterling Hitchcock defeated Randy Johnson, allowing one run on three hits and 11 strikeouts over 6.0 innings.



Game 1												
September 29 @ HOU												
	1	2	3	4	5	6	7	8	9	R	H	E
SD	0	0	0	0	0	1	0	1	0	2	9	1
HOU	0	0	0	0	0	0	0	0	1	1	4	0

WP (Brown) LP (Johnson) SV (Hoffman)

Game 2												
October 1 @ HOU												
	1	2	3	4	5	6	7	8	9	R	H	E
SD	0	0	0	0	0	2	0	0	2	4	8	1
HOU	1	0	2	0	0	0	0	1	1	5	11	1

WP (Wagner) LP (Miceli) SV (none)

Game 3												
October 3 vs. HOU												
	1	2	3	4	5	6	7	8	9	R	H	E
HOU	0	0	0	0	0	1	0	0	1	4	0	0
SD	0	0	0	0	1	1	0	x	2	3	0	0

WP (Miceli) LP (Elarton) SV (Hoffman)

Game 4												
October 4 vs. HOU												
	1	2	3	4	5	6	7	8	9	R	H	E
HOU	0	0	0	1	0	0	0	0	0	1	3	1
SD	0	1	0	0	0	1	0	4	x	6	7	1

WP (Hitchcock) LP (Johnson) SV (none)



HISTORY & RECORDS

1998 NL CHAMPIONSHIP SERIES

The Padres were considerable underdogs heading to Atlanta to take on the Braves, on the Atlanta, the "team of the '90s." San Diego had not played in the NLCS in 14 years, and the start of the series opener at Turner Field was further delayed by rain by 2 hours and 1 minute. The game started at 10:16 p.m. and went into extra innings, capped by a 10th-inning solo home run from Ken Caminiti to win 3-2.

The Padres claimed Game 2 behind Kevin Brown's three-hit, complete game shutout, fanning 11 in the process. In front of 62,779 at Qualcomm Stadium in Game 3, Sterling Hitchcock and four relievers led the Friars to a 4-1 win, combining to allow one run with 12 strikeouts and out-pitching four-time Cy Young winner Greg Maddux. The Braves claimed both Games 4 and 5, and back at Turner Field, Sterling Hitchcock, the eventual NLCS MVP fanned eight in 5.0 innings of two-hit, shutout ball. The Padres plated five runs in the sixth, advancing to their second World Series with a 5-0 win.



Game 1

October 7 @ ATL

	1	2	3	4	5	6	7	8	9	10	R	H	E
SD	0	0	0	0	1	0	0	1	0	1	3	7	
ATL	0	0	1	0	0	0	0	0	1	0	2	8	

WP (Hoffman) LP (Lightenberg) SV (Wall)

Game 2

October 8 @ ATL

	1	2	3	4	5	6	7	8	9	R	H	E
SD	0	0	0	0	0	1	0	0	2	3	11	0
ATL	0	0	0	0	0	0	0	0	0	0	3	1

WO (Brown) LP (Glavine) SV (none)

Game 3

October 10 vs. ATL

	1	2	3	4	5	6	7	8	9	R	H	E
ATL	0	0	1	0	0	0	0	0	0	1	8	2
SD	0	0	0	0	2	0	0	2	x	4	7	0

WO (Hitchcock) LP (Maddux) SV (Hoffman)

Game 4

October 11 vs. ATL

	1	2	3	4	5	6	7	8	9	R	H	E
ATL	0	0	0	1	0	1	6	0	0	8	12	0
SD	0	0	2	0	0	1	0	0	0	3	8	0

WP (Martinez) LP (Hamilton) SV (none)

Game 5

October 12 vs. ATL

	1	2	3	4	5	6	7	8	9	R	H	E
ATL	0	0	0	1	0	1	0	5	0	7	14	1
SD	2	0	0	0	0	2	0	0	2	6	10	1

WP (Rocker) LP (Brown) SV (Maddux)

Game 6

October 14 @ ATL

	1	2	3	4	5	6	7	8	9	R	H	E
SD	0	0	0	0	0	5	0	0	0	5	10	0
ATL	0	0	0	0	0	0	0	0	0	0	2	1

WP (Hitchcock) LP (Glavine) SV (none)

1998 WORLD SERIES

The Padres made their first World Series appearance in 14 years in taking on the New York Yankees, who had tied the American League record with 114 regular season wins. In the series opener at Yankee Stadium, the Friars stormed to a 5-2 lead on a two-run home run off the bat of Greg Vaughn in the third and back-to-back homers by Tony Gwynn and Vaughn in the fifth. In the seventh, New York plated seven runs with Chuck Knoblauch's game-tying, three-run homer and Tino Martinez's game-winning grand slam.

In the second game, New York scored nine runs on 14 hits in the first five innings on the way to a 9-3 win, shifting the series to the West Coast. Game 3 went scoreless until the sixth, when San Diego struck first with an RBI single by Tony Gwynn. The Padres went up 3-0, but Yankees retaliated with two runs in the seventh and three in the eighth. The Padres closed to within 5-4 in the eighth before Mariano Rivera ended the Friars' threat. In Game 4, before the largest crowd to ever see a baseball game in San Diego (65,427) the Padres and Yankees were locked in a scoreless tie until the sixth, when New York broke through against Kevin Brown on an RBI groundout. Then in the eighth, the Yanks extended the lead on an RBI single by Brosius and a sac fly by Ricky Ledee. Rivera worked out of a bases-loaded jam in the eighth and shut down the Padres in the ninth as the Yankees closed out their 24th World Series Championship.



Game 1
October 17 @ NYY

	1	2	3	4	5	6	7	8	9	R	H	E
SD	0	0	2	0	3	0	0	1	0	6	8	1
NYY	0	2	0	0	0	0	7	0	x	9	9	1

WP (Wells) LP (Wall) SV (Rivera)

Game 2
October 18 @ NYY

	1	2	3	4	5	6	7	8	9	R	H	E
SD	0	0	0	0	1	0	0	2	0	3	10	1
NYY	3	3	1	0	2	0	0	0	x	9	16	0

WP (Hernandez) LP (Ashby) SV (none)

Game 3
October 20 vs. NYY

	1	2	3	4	5	6	7	8	9	R	H	E
NYY	0	0	0	0	0	0	2	3	0	5	9	1
SD	0	0	0	0	0	3	0	1	0	4	7	1

WP (Mendoza) LP (Hoffman) SV (Rivera)

Game 4
October 21 vs. NYY

	1	2	3	4	5	6	7	8	9	R	H	E
NYY	0	0	0	0	0	1	0	2	0	3	9	0
SD	0	0	0	0	0	0	0	0	0	0	7	0

WP (Petitte) LP (Brown) SV (Rivera)




HISTORY & RECORDS

2005 NL DIVISION SERIES

The Padres, crowned National League West Champions with an 82-80 record, traveled to St. Louis to face the NL Central Champion Cardinals in the second postseason meeting between the two clubs (first: 1996 NLDS). NL strikeout leader Jake Peavy was tagged for eight runs on eight hits over 4.1 innings, and he was forced from the game by a previously injured fractured rib. The Padres played three runs in the ninth to cut the lead to 8-5 before Ramon Hernandez struck out with the bases loaded to end the game.

Pedro Astacio started Game 2 at Busch Stadium, and though he allowed just three hits, he issued three walks. Though the Padres scored two late runs and out-hit St. Louis for a second consecutive game, they fell by a score of 6-2. The Padres returned to San Diego two days later, hosting their first-ever postseason game at Petco Park, though the Friars fell 7-4 in the final game of the series.



2006 NL DIVISION SERIES

In winning its second straight National League West Division title in 2006, the Padres made back-to-back trips to the postseason for the first time in franchise history. The Padres finished with an identical 88-74 record as the Los Angeles Dodgers, but they claimed the crown after winning the season series, 13-5.

The Friars drew the St. Louis Cardinals in the first-round of the playoffs for the second consecutive year, marking the third playoff meeting between the two clubs since 1996. In Game 1, Jake Peavy took the mound, blanking the Cardinals for 3.0 innings before giving up five runs over the next 2.1 frames. 2005 National League Cy Young Award winner Chris Carpenter limited San Diego to one run in the Padres' 5-1 loss. In Game 2, veteran David Wells held St. Louis to two runs over 5.0 innings, but STL's Jeff Weaver combined with four relievers to blank San Diego 2-0 in front of 43,463 at Petco Park. In Game 3 in St. Louis, Chris Young shut out the Cardinals for 6.2 innings at the new Busch Stadium, and Trevor Hoffman pitched a perfect ninth for his first postseason save since the 1998 NLCS. The 3-1 win was the first postseason victory for the Padres since clinching the National League Pennant in 1998. In Game 4, Chris Carpenter tossed 6.0 scoreless frames against San Diego, and the eventual World Series Champion Cardinals bested the Friars 6-2.



Game 1													
October 4 @ STL													
	1	2	3	4	5	6	7	8	9	R	H	E	
SD	0	0	0	0	0	0	0	1	1	3	5	13	1
STL	1	0	3	0	4	0	0	0	0	x	8	10	1

WP (Carpenter) LP (Peavy) SV (none)

Game 2													
October 6 @ STL													
	1	2	3	4	5	6	7	8	9	R	H	E	
SD	0	0	0	0	0	0	0	1	1	0	2	10	1
STL	0	0	2	2	0	0	2	0	x	6	6	0	0

WP (Mulder) LP (Astacio) SV (none)

Game 3													
October 8 vs. STL													
	1	2	3	4	5	6	7	8	9	R	H	E	
STL	1	4	0	0	2	0	0	0	0	7	13	1	0
SD	0	0	0	0	2	0	1	1	0	4	9	9	0

WP (Morris) LP (Williams) SV (Iringhausen)



Game 1													
October 3 vs. STL													
	1	2	3	4	5	6	7	8	9	R	H	E	
STL	0	0	0	3	1	1	0	0	0	5	12	0	0
SD	0	0	0	0	0	1	0	0	0	1	6	0	0

WP (Carpenter) LP (Peavy) SV (none)

Game 2													
October 5 vs. STL													
	1	2	3	4	5	6	7	8	9	R	H	E	
STL	0	0	0	2	0	0	0	0	0	2	10	0	0
SD	0	0	0	0	0	0	0	0	0	0	4	0	0

WP (Weaver) LP (Wells) SV (Wainwright)

Game 3													
October 7 @ STL													
	1	2	3	4	5	6	7	8	9	R	H	E	
SD	0	0	0	3	0	0	0	0	0	3	10	0	0
STL	0	0	0	0	0	0	0	1	0	1	5	2	0

WP (Young) LP (Suppan) SV (Hoffman)

Game 4													
October 8 @ STL													
	1	2	3	4	5	6	7	8	9	R	H	E	
SD	2	0	0	0	0	0	0	0	0	2	9	1	0
STL	2	0	0	0	0	0	0	0	x	6	7	0	0

WP (Carpenter) LP (Williams) SV (none)


HISTORY & RECORDS

2020 NL WILD CARD SERIES

In the 60-game regular season, shortened by the COVID-19 pandemic, the Padres clinched their 1st Postseason berth since 2006 with their 7-4 win on September 20 vs. Seattle. The Padres faced off against the St. Louis Cardinals in the Wild Card Series, losing the first game 7-4 before winning the next two 11-9 and 4-0, respectively.

In Game 2, both Fernando Tatis Jr. and Wil Myers hit two homers apiece, marking the 2nd time in MLB history that teammates homered multiple times in the same Postseason game. The other time was 88 years ago exactly by NYY's Babe Ruth and Lou Gehrig on October 1, 1932 in Game 3 of World Series @ CHC, which was the fabled game in which Ruth called his shot in the 5th inning.

The San Diego bullpen worked 6.2-or-more innings in all three games for just the second time in MLB Postseason history, and they became the 1st team in Postseason history to use 8+ pitchers in three straight games. It marked the Padres first Postseason series win since they defeated Atlanta in the 1998 NL Championship Series.



2020 NL DIVISION SERIES

The Padres faced the eventual World Series Champion Los Angeles Dodgers in the best-of-five series at Globe Life Field in Arlington, Texas. Due to the pandemic, the two teams quarantined prior to their travel to Texas, and they also stayed at the same hotel in Dallas.

In Game 1, starter Mike Clevinger (acquired by SD from Cleveland on August 31, 2020) was unable to make it out of the 2nd inning, leaving the game with an injury (would later undergo Tommy John surgery on November 17, 2020). LHP Ryan Weathers made his Major League debut in the third inning, and he worked 1.1 IP of hitless, scoreless ball while striking out 1 with 2 walks.

In Game 2, center fielder Cody Bellinger robbed Fernando Tatis Jr. of a 7th inning, go-ahead home run. Despite cutting the deficit to 6-5 in the 9th inning, the Padres had their come-from-behind threat end with the bases loaded.

In the final game of the series, San Diego fell 12-3 to the Dodgers to end the Friars' World Series bid. Adrian Morejon got the start, and the Padres used a MLB Postseason record 11 pitchers in the game. On a postgame Zoom interview, Fernando Tatis Jr. said: "This is a growing pain. We're just getting started."



NATIONAL LEAGUE 20 WILD CARD 20

Game 1												
September 30 vs. STL												
	1	2	3	4	5	6	7	8	9	R	H	E
STL	4	0	2	0	0	0	0	0	1	7	13	0
SD	1	1	1	0	0	1	0	0	x	4	8	0

WP (Gallegos) LP (Paddock) SV (Reyes)

Game 2												
October 1 vs. STL												
	1	2	3	4	5	6	7	8	9	R	H	E
STL	1	3	0	0	0	2	0	2	1	9	10	1
SD	0	0	0	2	0	4	3	2	x	11	15	2

WP (Pagán) LP (Ponce de Leon) SV (Rosenthal)

Game 3												
October 2 vs. STL												
	1	2	3	4	5	6	7	8	9	R	H	E
STL	0	0	0	0	0	0	0	0	0	0	4	2
SD	0	0	0	0	1	0	2	1	x	4	8	1

WP (Adams) LP (Flaherty) SV (none)

NLDS 20

Game 1												
October 6 @ LAD												
	1	2	3	4	5	6	7	8	9	R	H	E
SD	0	0	0	1	0	0	0	0	0	1	3	1
LAD	0	0	0	0	1	4	0	0	x	5	4	0

WP (May) LP (Richards) SV (none)

Game 2												
October 7 @ LAD												
	1	2	3	4	5	6	7	8	9	R	H	E
SD	0	1	0	0	0	2	0	0	2	5	9	0
LAD	0	0	3	1	0	0	2	0	x	6	11	0

WP (Kershaw) LP (Davies) SV (Kelly)

Game 3												
October 8 vs. LAD												
	1	2	3	4	5	6	7	8	9	R	H	E
LAD	0	1	5	1	1	0	0	0	4	12	14	1
SD	0	2	0	0	1	0	0	0	0	3	6	2

WP (Urías) LP (Morejon) SV (none)

CLUB DIRECTORY

EXECUTIVES

MANAGER & STAFF

SUPPORT STAFF, ADVISORS & BASEBALL OPERATIONS

PLAYER HEALTH & PERFORMANCE

24 SAN DIEGO PADRES

HISTORY & RECORDS

OPPONENTS

SCOUTING & PLAYER DEVELOPMENT

PETCO PARK

COMMUNITY

MEDIA

HISTORY & RECORDS

2022 NL WILD CARD SERIES

The Padres claimed Game 1 of the NL Wild Card Series in New York with Yu Darvish on the mound. Darvish's 7.0 innings were the most he had ever worked in a playoff game, and the Padres homered 4 times off starter Max Scherzer.

San Diego lost the second game 7-3, with Blake Snell going 3.1 innings with 6 walks. In the elimination game, the Padres had Joe Musgrove on the mound, making his 1st-career Postseason start. He tossed 7.0 scoreless innings with 1 hit allowed and only 2 baserunners. He struck out 5 and walked 1 in 89 pitches, and entering the bottom of the 6th, Mets' Buck Showalter requested the umpires search Musgrove for illegal substances, of which they found none. Musgrove became the 1st pitcher in MLB Postseason history to toss 7.0 scoreless innings with 1 or 0 hits allowed in an elimination game.



2022 NL DIVISION SERIES

Going against the 111-win Dodgers, the Padres beat LA in four games in the NL Division Series. Their only loss to the Dodgers came in Game 1 in Los Angeles, when Mike Clevinger went just 2.2 innings with 5 runs allowed. San Diego claimed Game 2 in Chavez Ravine, Yu Darvish punched out 7 Dodger batters and went 5.0 innings with 3 runs allowed. Relievers Robert Suarez and Nick Martinez both recorded holds with 2.2 scoreless innings, and Josh Hader entered the game with 2 outs in the 8th, recording his 1st save of 4+ outs since August 14, 2020 with Milwaukee.

In the 8th inning of Game 2, a greater whitefronted goose made its way to Chavez Ravine, flew to shallow right field, and set up camp. Bright lights can disorient birds that migrate at night, which this species does. The goose became the Padres 2022 Postseason mascot, flying with them to the NLCS.

Game 3 in San Diego marked the Padres' 1st playoff game at home in front of fans since October 5, 2006 vs. the Cardinals in the NLDS. After being held scoreless through 6.0 innings (primarily by Dodgers' starter Tyler Anderson) the Padres mounted a 5-run comeback in the 7th inning to send the Dodgers home and advance to the NLCS for the 3rd time in their history and their 1st in 24 years.

The Friars' win over LAD was the had been second instance in baseball history in which a team won a Postseason series against their opponent that finished with 22+ more wins than them: the White Sox vs. Cubs in the 1906 World Series (Cubs had 23 more wins).

The Padres went 5-14 in the regular season vs. LAD and they ended the regular season trailing the Dodgers by 22.0 games. There have been 3 other teams in baseball history to win a Postseason series in which they finished the regular season with as low (or lower) a winning percentage as the Padres' .263 against the Dodgers this year (minimum 10 games played): the 1983 Phillies beat the Dodgers in the NLCS (went 1-11, .083 vs. LAD), the 1988 Dodgers beat the Mets in the NLCS (went 1-10, 0.91 vs. NYM), and the 1971 Pirates beat the Giants in the NLCS (were 3-9, 0.25 vs. SF)

With the Padres finishing 15th in OPS (.700) and the Dodgers leading MLB with their OPS (.775), there have now been just four instances in MLB history in which a team finished 15th or worse in OPS and defeated a team in a Postseason series who led MLB in OPS. Prior to the Padres win over the Dodgers, the White Sox (16th in OPS) defeated the Red Sox in the 2005 ALDS, the Braves (18th) bested the Indians in the 1995 World Series, and the Cardinals (17th) defeated the Brewers in the 1982 World Series.



2022 WILDCARD

Game 1

October 7 @ NYM

	1	2	3	4	5	6	7	8	9	R	H	E
SD	2	1	0	0	4	0	0	0	0	7	8	0
NYM	0	0	0	0	1	0	0	0	0	1	7	0

WP (Darvish) LP (Scherzer) SV (none)

Game 2

October 8 @ NYM

	1	2	3	4	5	6	7	8	9	R	H	E
SD	0	0	1	0	1	0	0	0	1	3	6	0
NYM	1	0	0	1	1	0	4	0	x	7	9	0

WP (deGrom) LP (Martinez) SV (Lugo)

Game 3

October 9 @ NYM

	1	2	3	4	5	6	7	8	9	R	H	E
SD	0	2	0	1	1	0	0	2	0	6	10	0
NYM	0	0	0	0	0	0	0	0	0	0	1	0

WP (Musgrove) LP (Bassitt) SV (none)

Game 1

October 11 @ LAD

	1	2	3	4	5	6	7	8	9	R	H	E
SD	0	0	0	0	3	0	0	0	0	3	7	1
LAD	2	0	3	0	0	0	0	0	x	5	6	0

WP (Urias) LP (Clevinger) SV (Martin)

Game 2

October 12 @ LAD

	1	2	3	4	5	6	7	8	9	R	H	E
SD	1	0	2	0	0	1	0	1	0	5	9	0
LAD	1	1	1	0	0	0	0	0	x	3	11	1

WP (Darvish) LP (Graterol) SV (Hader)

Game 3

October 14 vs. LAD

	1	2	3	4	5	6	7	8	9	R	H	E
LAD	0	0	0	0	1	0	0	0	0	1	6	0
SD	1	0	0	1	0	0	0	0	x	2	7	0

WP (Snell) LP (Gonsolin) SV (Hader)

Game 4

October 15 vs. LAD

	1	2	3	4	5	6	7	8	9	R	H	E
LAD	0	0	3	0	0	0	1	0	0	3	7	0
SD	0	0	0	0	0	0	5	0	x	5	9	0

WP (Hill) LP (Almonte) SV (Hader)

2022 NL CHAMPIONSHIP SERIES

After defeating the Dodgers in the NLDS, the Padres advanced to their third Championship Series in club history and their 1st in 24 years (previously in 1984 versus the Cubs and 1998 versus the Braves). The Friars fell in 5 games, winning just Game 2 in San Diego.

San Diego was shut out 2-0 in Game 1, despite starter Yu Darvish working 7.0 innings, of 3-hit ball. In Game 2, the Padres overcame a four-run deficit to win 8-5, the largest comeback a Padres team had ever made in a Postseason game that they went on to win. In the second game, Austin Nola faced his younger brother, Aaron, and in his second at bat, he lined an RBI single to right-center field. They became the 1st pair of brothers to ever faced one another as batter/pitcher in the Postseason and were the sixth set of brothers in MLB history to face off in a Postseason game.

In Game 3 and their 1st of the series in Philadelphia, Joe Musgrove allowed 4 runs as Friars fell 4-2. The Padres offense went 0-for-7 with RISP. In Game 4, after the Padres put up a 4-run bottom of the 1st inning, starter Mike Clevinger did not record a single out, allowing 3 runs on 3 hits with a walk. Phillies' Bailey Falter also did not make it out of the 1st, which was the 2nd time ever in a playoff game in which both starters didn't get out of the 1st (1st was in Game 4 of the 1932 World Series (Yankees vs. Cubs)). It was also the first time since 1996 in which a pair of pitchers on the same team combined to allow eight or more earned runs in 1.1 innings or fewer in a Postseason game (first since Game 7 of the 1996 NLCS in which Cardinals' Mark Petkovsek and Donovan Osborne allowed nine earned runs in 1.1 IP @ Atlanta).

San Diego saw its season end in Game 5 in Philadelphia, falling 4-3 to the Phillies. Bryce Harper hit a opposite field, two-run, go-ahead home run in the eighth inning of Robert Suarez to give Philadelphia their eventual game-winning runs.



Game 1
October 18 vs. PHI

	1	2	3	4	5	6	7	8	9	R	H	E
PHI	0	0	0	1	0	1	0	0	0	2	3	1
SD	0	0	0	0	0	0	0	0	0	0	1	0

WP (Wheeler) LP (Darvish) SV (Alvarado)

Game 2
October 19 vs. PHI

	1	2	3	4	5	6	7	8	9	R	H	E
PHI	0	4	0	0	0	0	1	0	5	8	0	
SD	0	2	0	0	5	0	1	0	X	8	13	1

WP (Snell) LP (Nola) SV (Hader)

Game 3
October 21 @ PHI

	1	2	3	4	5	6	7	8	9	R	H	E
SD	0	0	0	1	1	0	0	0	0	2	7	0
PHI	1	0	0	2	0	1	0	0	X	4	9	2

WP (Suárez) LP (Musgrove) SV (Dominguez)

Game 4
October 22 @ PHI

	1	2	3	4	5	6	7	8	9	R	H	E
SD	4	0	0	0	2	0	0	0	0	6	8	0
PHI	3	0	0	1	4	0	1	1	X	10	11	0

WP (Hand) LP (Manaea) SV (none)

Game 5
October 23 @ PHI

	1	2	3	4	5	6	7	8	9	R	H	E
SD	0	0	0	1	0	0	2	0	0	3	5	0
PHI	0	0	2	0	0	0	0	2	X	4	6	0

WP (Alvarado) LP (Suarez) SV (Suárez)



PADRES HALL OF FAME PRESENTED BY SONY

During the Padres' 30th anniversary season in 1999, the ball club established the San Diego Padres Hall of Fame. The Padres set guidelines on how to first nominate then add players to their Hall of Fame using a two-stage process. 16 of the 17 current members of Padres Hall of Fame were inducted using those selection guidelines.

The lone exception was National Baseball Hall of Fame member and native San Diegan Ted Williams. A graduate of Hoover High and a member of the original 1936 minor league Padres of the Pacific Coast League, Williams was inducted into the Padres Hall of Fame at the discretion of club management in 2016.

The Padres Hall of Fame presented by Sony opened at Petco Park on July 1, 2016, showcasing the history of the San Diego Padres and baseball in San Diego.

NATE COLBERT

INDUCTED 1999

Nate Colbert emerged as the first bona fide star to wear a Padres uniform, becoming one of the game's premier power hitters of the early 1970s. The first baseman made three All-Star appearances (1971-73) as a Padres player and led the team in home runs the first five years of its existence.

Colbert's greatest achievement was on August 1, 1972, when he hit five home runs and drove in 13 runs in a doubleheader in Atlanta. The RBI total established a record that has since been tied by St. Louis' Mark Whiten (September 7, 1993 at CIN), and the five home runs tied Stan Musial's Major League record in 1954. To this day, Colbert's 163 home runs are the most in Padres history, while his .469 SLG ranks fifth on the club's all-time list.




RANDY JONES

INDUCTED 1999

Randy Jones was the first Padres pitcher to win the Cy Young award, and he earned tremendous popularity among Padres fans, a relationship that remains strong to this day. The left-handed starter claimed the Cy Young award in 1976 after going 22-14 with a 2.74 ERA and 25 complete games, and he remains the club leader in IP (1766.0), starts (253), complete games (71) and shutouts (18).

The southpaw established a unique rapport with Padres fans, who gave him a standing ovation as he approached the mound for every start. An All-Star in 1975 and 1976, Jones remains an active ambassador for the Padres in the community, making dozens of annual appearances.



RAY KROC

INDUCTED 1999

Ray Kroc purchased the Padres franchise on January 25, 1974, when the club was packed and prepared to move to Washington, D.C. An entrepreneur who created the McDonald's fast-food empire, Kroc ensured that the Padres would remain in San Diego.

He oversaw the club's rise from a perennial loser in the standings to a viable franchise that would eventually win the National League pennant in 1984. After attendance only reached a season-high of at 644,272 before he purchased the club, the Padres drew more than one million fans every year (except the strike-shortened 1981 season). Kroc passed away in January 1984 and would not see his team reach the World Series that year — with the club carrying an "RAK" emblem on its uniform that season. Kroc's wife, Joan, assumed the role of owner after his death, until her sale of the club in 1990.



DAVE WINFIELD

INDUCTED 2000

Dave Winfield jumped directly into the Padres lineup off the University of Minnesota campus in 1973. In eight Padres seasons, he was named to four National League All-Star teams (1977-80), led the club in home runs on five occasions (1976-80) and paced the team in RBI six times (1974-75, 1977-80). The team MVP in 1978 and 1979, Winfield batted .284 with 154 HR, 626 RBI and 133 stolen bases for San Diego, the start of a 22-year Major League career which culminated in his election to the National Baseball Hall of Fame in January 2001. Winfield was inducted into the Hall of Fame August 5, 2001, the first player to enter Cooperstown as a Padres player.



BUZZIE BAVASI

INDUCTED 2001

Already a veteran of nearly 30 years in the game, Bavasi joined C. Arnholt Smith's effort to attract a National League franchise to San Diego in 1967. After securing a team, he served as the Padres first president from the birth of the franchise until 1977.

Bavasi was one of baseball's most respected executives. He began his career with the Brooklyn Dodgers in 1939, serving the organization in a variety of roles. Following a stint in the military as an infantry machine gunner from 1943-46, Bavasi became the general manager of the Dodgers Triple-A club in Montreal. In 1951, he was appointed vice president and general manager of the Brooklyn Dodgers, a post he held through the club's move to Los Angeles, until he resigned to join the effort to bring the Major Leagues to San Diego. Bavasi passed away on May 1, 2008 in San Diego at the age of 93.





JERRY COLEMAN

INDUCTED 2001

Jerry Coleman was the voice of the Padres for 42 seasons, stirring loyal fans across the region with his patented "Oh Doctor!" and "Hang a Star" calls, trademarks of Padres broadcasts from 1972-2013. In 1999, Coleman was recognized by the Padres with a jersey retired in honor of his contributions, not only to the club but also to the San Diego community. The Padres unveiled a star under the press box at Petco Park during the 2004 season, and in 2005, he was inducted into the United States Marine Corps Sports Hall of Fame while also receiving the prestigious Ford C. Frick Award from the National Baseball Hall of Fame in Cooperstown. He was inducted into the National Radio Hall of Fame in Chicago as a member of the 2007 class. In January of 2010, he received a Lifetime Achievement award at the 60th annual Golden Mike Awards. On September 15, 2012, the Padres honored Coleman's 70 years in baseball and 40 with the Padres with a pre-game ceremony at Petco Park, during which the club unveiled a statue of Coleman at the park while the mayor of San Diego proclaimed the day "Jerry Coleman Day."

Coleman's distinguished broadcasting career included stops with the Yankees and 22 seasons calling the CBS Radio Network's "Game of the Week." A former Major Leaguer, who left the broadcast booth in 1980 to become the Padres manager for one season, he played on six World Series clubs in nine seasons (1949-57) with the Yankees, a key member of the greatest dynasty in baseball history. The second baseman made his MLB debut in 1949, earning AP Rookie of the Year honors. The following year, Coleman was an AL All-Star and the World Series Most Valuable Player, as the Yankees swept the Phillies in four games.

Coleman, whose playing career was interrupted twice when he was called upon to serve the United States as a Marine Corps pilot in World War II and in Korea, retired with a lifetime .263 average, 16 HR and 217 RBI in 723 games. He is the only Major League player to see active combat in two wars, and Coleman's distinguished military service record includes 120 missions and two Distinguished Flying Crosses, 13 Air Medals and three Navy Citations. He passed away on January 5, 2014 in San Diego at the age of 89.



TONY GWYNN

INDUCTED 2002

Tony Gwynn, one of the greatest hitters in the history of Major League Baseball, became the first-ever unanimous selection to the Padres Hall of Fame upon his retirement at the conclusion of the 2001 season. In 20 seasons (1982-2001), the man who will forever be known as "Mr. Padre" won a National League-record tying eight batting titles and was selected to 16 All-Star teams.

He retired with a .338 career batting average and 3,141 hits in 2,440 games. Gwynn's hit count includes 543 doubles, 85 triples and 135 HR, and he finished with 1,138 RBI and 319 stolen bases. The Padres career leader in virtually every offensive category, Gwynn retired 17th on the all-time Major League hit list, 17th on the doubles list and eighth on the all-time singles list. His .338 career average, the highest by any Major Leaguer since Ted Williams, is 22nd-best all-time.

Gwynn played on each of the first three Padres Division Championship clubs (1984, 1996, 1998) and batted .371 in the club's two World Series appearances in 1984 against the Tigers and in 1998 against the Yankees. Upon his retirement, he became the 17th player in baseball history to spend his entire career of 20-or-more seasons with one club. Gwynn's unwavering loyalty to the Padres and his undying devotion to the San Diego community further cemented his standing as "Mr. Padre" and one of the greatest ambassadors the game of baseball has ever known.

Gwynn was inducted into the National Baseball Hall of Fame in July of 2007. He passed away on June 16, 2014 in Poway, CA at the age of 54.



DICK WILLIAMS

INDUCTED 2009

Serving as Padres manager from 1982-85, Dick Williams led the Friars to a 337-311 record and .520 winning percentage over four years, finishing at .500 or better each season. In the club's 13 seasons prior to his arrival, the team had posted just one winning season (1978), but under Williams' guidance, the Padres went 92-70 in 1984, reaching the playoffs for the first time in franchise history and advancing to the World Series.



TREVOR HOFFMAN

INDUCTED 2014

The most successful closer in Padres franchise history and one of the best ever in the history of Major League Baseball, Trevor Hoffman was inducted into the National Baseball Hall of Fame in July 2018 and into the Padres Hall of Fame on August 30, 2014.

Hoffman, who now serves as the Padres' senior advisor to baseball operations, retired as MLB's all-time saves leader with 601 in 677 opportunities, a 61-75 record, 2.87 ERA (347 ER, 1089.1 IP), .211 opponent batting average and 1,133 strikeouts in 1,035 relief appearances. The seven-time all-star (1998, 99, 2000, 02, 06, 07, 09) also finished in the top 10 in Cy Young voting (1996, 98, 99, 2006) and in the top 25 in MVP voting (1996, 98, 2005, 06).


Over his 16 seasons with San Diego, Hoffman compiled a 54-64 record with 552 saves in 618 opportunities (.893 save percentage), a 2.76 ERA, .211 opponent clip and 1,029 strikeouts in 902 relief appearances. He was the first player in MLB history to reach the 500 and 600 save milestones, and his nine seasons of 40-plus saves are tied with Mariano Rivera for the most, all time. He twice had 40+ saves in four consecutive seasons (1998-2001 and 2004-07), the only pitcher to ever accomplish the feat twice. He also recorded a single season franchise-record 53 saves during the 1998 National League title season.

A California native and San Diego resident, Hoffman has been heavily involved in the local community since joining the Padres in 1993. He was named the local recipient of the Roberto Clemente Award on six occasions and was honored with both the Lou Gehrig Award and Teammates for Kids Award in 2006. In addition, he received the Hutch Award in 2005 and was named the 1999 recipient of the Padres Chairman's Award.

HISTORY & RECORDS



Trevor Hoffman, inducted into the Padres Hall of Fame on August 30, 2014, addresses the media on the day of his election to the National Baseball Hall of Fame in January of 2018.



BENITO SANTIAGO

INDUCTED 2015

Benito Santiago was unanimously named National League Rookie of the Year in 1987, the first Padre to ever receive the accolade. A five-time National League All-Star, including four with the Padres (1989-92), he played seven of his first 20 Major League seasons for San Diego, hitting .264 (758-for-2872) with 124 doubles, 15 triples, 85 HR and 375 RBI over 789 games from 1986-92.

His four starts behind the plate for the National League All-Star team are the second-most starting nods at the Mid-Summer Classic in franchise history behind only Tony Gwynn and his 12 starts.

The Puerto Rico native also received four Louisville Silver Slugger Awards (1987-88, 1990-91) and three Rawlings Gold Gloves (1988-90) in his career, all with San Diego. His career-best and franchise-record 34-game hitting streak during his rookie season in 1987 still stands as the longest hitting streak in Major League history by a rookie and the longest by a catcher.



GARRY TEMPLETON

INDUCTED 2015

Garry Templeton, who played 10 of his 16 Major League seasons with San Diego (1982-1991), was the first shortstop inducted into the Padres Hall of Fame. The switch-hitter hit .252 with 195 doubles, 36 triples, 43 HR and 427 RBI in 1,286 games for the Padres.

Templeton ranks second to Tony Gwynn among franchise leaders in several offensive categories, including games played, at-bats, hits and doubles, and he ranks fourth in triples, seventh in RBI and eighth in runs scored. He was named a National League All-Star for the Padres and team MVP in 1985 and earned a Louisville Silver Slugger Award in 1984. Over his 10 seasons in San Diego, he posted a .965 fielding percentage at shortstop, the best fielding percentage in club history at the position.



KEN CAMINITI

INDUCTED 2016

Ken Caminiti played four seasons in San Diego (1995-1998), in which he won Gold Glove Awards three straight years (1995-1997), and he also earned three All-Star honors (in 1994 with the Astros and in 1996 and 1997 with the Padres). Caminiti became the first Padre to win the National League MVP award when he was unanimously recognized in 1996, the same year he won the Silver Slugger Award. In 1998, he helped lead the Padres to the World Series.

Caminiti had a career-year in 1996, hitting .326 with 40 HR, 109 runs scored and a club-record 130 RBI, helping the Padres win the National League West Division and sending San Diego to the playoffs for just the second time in franchise history. He passed away on October 10, 2004 at the age of 41.




TED WILLIAMS

INDUCTED 2016

Ted Williams, a 17-time All-Star and Hall of Famer, was a San Diego native who played with the Pacific Coast League Padres before playing for the Boston Red Sox. A graduate of Herbert Hoover High School in San Diego, he signed with the Padres at age 17. During the club's inaugural 1936 season in the Pacific Coast League, he .271 over 42 games. Williams hit .291 with 23 HR over 138 games the next year, helping lead the Padres to the PCL championship before signing with the Red Sox.

In 1939, he started in his 19-year career with Boston that included a .344 career clip and 521 HR, in addition to serving in both World War II and the Korean War. Williams passed away on July 5, 2002 at the age of 83.



JACK MCKEON

INDUCTED 2017

"Trader Jack" McKeon spent 11 seasons as general manager of the Padres (1980-90), including parts of three seasons in which he served in a dual role of GM and field manager (1988-90). He earned the sobriquet "Trader Jack" for his renowned ability to instigate and complete transactions. McKeon was 49 when he began his role as general manager, and he made a multitude of the trades and signings that helped lead to the club's 1984 National League title, including a 11-player trade with the St. Louis Cardinals. His most notable trade acquisitions included Garry Templeton, Terry Kennedy, Graig Nettles, Carmelo Martinez and Dave Dravecky. During the 1988 season, McKeon assumed the managerial title after the Padres got off to a 16-30 start, becoming the 12th manager in franchise history. For parts of three seasons, he led the Padres 193 victories, boasting an .541 winning percentage.



KEVIN TOWERS

INDUCTED 2018

Kevin Towers, a former Padres player, scout and front office executive, was posthumously inducted on May 12, 2018 in a special pregame ceremony as part of a weekend-long celebration of the 20th anniversary of the 1998 National League Championship team.

Towers was honored for his nearly thirty years of service with the Padres, most notably as general manager of the club from 1995-2009. Dubbed a “gunslinger” for his fearlessness in making trades, Towers was 34-years-old when he began his role as general manager after serving as the club’s director of scouting the previous two seasons. Under Towers, the Padres enjoyed some of the most successful years in club history, including four National League West titles (1996, 1998, 2005, 2006) and a National League pennant in 1998.

The '98 club, which set a franchise record for victories (98), was comprised of a number of Towers’ acquisitions, including Wally Joyner, Chris Gomez, Greg Vaughn, Quilvio Veras, Sterling Hitchcock and Kevin Brown. During his tenure in San Diego, Towers was also responsible for acquiring Phil Nevin, Ryan Klesko, Brian Giles, Adrian Gonzalez, David Wells and Heath Bell, as well as drafting future Cy Young Award Winner Jake Peavy.



TED LEITNER

INDUCTED 2022

Leitner was the primary play-by-play radio voice of “My Padres” for 41 years from 1980 through the 2020 season. He has been a broadcaster for 43 years in San Diego as he continues to be the voice of the San Diego State University Aztec football and basketball programs.

His career includes 25 years (1978-2002) as a sports anchor for KFMB-TV, the local CBS affiliate, and play-by-play roles for the San Diego Chargers and Philadelphia Eagles of the National Football League, the San Diego Clippers of the National Basketball Association, the University of Oklahoma and the University of Connecticut.

Beyond broadcasting, Leitner has served as the Master of Ceremonies for many Padres events, including Padres Hall of Fame ceremonies, the memorials of Jerry Coleman and Tony Gwynn, Padres Opening Day ceremonies, and Jerry Coleman Day in 2012, which honored Coleman’s 70 years in baseball.



LARRY LUCCHINO

INDUCTED 2022

Lucchino served as the club’s president and CEO from 1995 to 2001. He played an integral role in building the Padres teams that went on to win two National League West titles (1996, 1998) and the 1998 National League pennant, first by hiring fellow Padres Hall of Famer Kevin Towers as General Manager, and then by working closely with Towers and Manager Bruce Bochy to construct championship-caliber teams.

The approval and design of Petco Park was Lucchino’s lasting legacy, from lobbying city officials and working to win the 1998 vote that approved the ballpark to leading the design of the ballpark.



JAKE PEAVY

INDUCTED 2023

Peavy, the only Padre to ever notch a pitching Triple Crown in franchise history (2007; 19 wins, 2.54 ERA, 240 SO), went 92-68 with a 3.29 ERA (491 ER, 1342.2 IP), 119 WHIP and 1,348 strikeouts in 212 career starts for the Padres from 2002 through 2009. A three-time All-Star (2005, 2007, 2012) and unanimous 2007 NL Cy Young Award winner, Peavy finished his Padres career as the all-time franchise leader in strikeouts and ranks 2nd in winning percentage (.575), quality starts (142), SO/9.0 IP (9.04), opponents AVG (.232) and opponents OBP (.297), T-2nd in wins (other: Randy Jones), 3rd in starts, 4th in innings and ERA, and 8th in CG (7) and shutouts (7).

The 6-foot-1, 180-pound right-hander struck out a career-best 16 batters in a game twice (5/22/06 vs ATL, 4/25/07 at ARI), a club record that still stands today. Peavy was originally selected by the Padres in the 15th round (472nd overall) of the 1999 MLB First-Year Player draft out of St. Paul’s Episcopal School in Mobile, Ala.



JOHN MOORES

INDUCTED 2023

Under John Moores’ ownership from 1994 through 2012, the Padres won four NL West titles and the 1998 National League pennant. He was instrumental in the design and construction of Petco Park in downtown San Diego. Approved by a public vote in 1998, Petco Park was the catalyst for the redevelopment of the surrounding neighborhood and is recognized as one of the most successful public-private partnerships among sports venues. Nearly two decades later, Petco Park was honored by USA Today as the No. 1 Ballpark in America.

Moores focused his efforts on community and philanthropic endeavors during his time with the Padres, including the launch of the Moores Cancer Center at UC San Diego Health, which is currently ranked No. 1 in San Diego and No. 20 in the nation for cancer care (U.S. News and World Report). He founded the River Blindness Foundation, which was absorbed into the Carter Center. Moores also supported UC San Diego, San Diego State University, San Diego Zoo, The Carter Center, The Scripps Research Institute, The Innocence Project, Foundation for the Children of the Californians, and University of Houston.

HISTORY & RECORDS



6

STEVE GARVEY
(1989)

31

DAVE WINFIELD
(2001)

42

JACKIE ROBINSON
(1997)

19

TONY GWYNN
(2004)


35

RANDY JONES
(1997)

51

TREVOR HOFFMAN
(2011)

HISTORY & RECORDS



NATIONAL BASEBALL HALL OF FAME AND MUSEUM

25 Main Street, Cooperstown, New York 13326

Phone: (607) 547-7200

Public Relations: (607) 547-0215

E-mail address: info@baseballhall.org

Website: baseballhall.org

Summer Hours: Memorial Day Weekend - Labor Day Weekend: 9 a.m. to 7 p.m.

Regular Hours: 9 a.m. to 5 p.m.

Holiday Closings: Thanksgiving Day, Christmas Day, and New Year's Day.

DIRECTORY: Jane Forbes Clark (Chairman), Josh Rawitch (President), Lisa Bendino-Anderson (Vice President, Museum Affairs), Shipa Ketharaju (Vice President Finance and Administration), Sean Gahagan (Vice President, Retail Merchandising & Licensing), Ken Meifert (Vice President, Sponsorship & Development), Ryan Selzner (Vice President, People and Culture)
PR CONTACTS: Jon Shestakofsky (Vice President, Communications & Education) and Craig Muder (Comm. Director)

HALL OF FAME WEEKEND 2024: July 19-22

Class of 2024: Adrián Beltré, Todd Helton, Jim Leyland and Joe Mauer

Awards Presentation: Sat., July 20 **Induction:** Sun., July 21, 1:30 p.m. ET, Clark Sports Center

PADRES IN THE HALL OF FAME

Fourteen players and managers who have worn a San Diego Padres uniform have earned enshrinement into the National Baseball Hall of Fame, including 2023 electee Fred McGriff. Other Hall of Famers with ties to the Padres include Tony Gwynn, Trevor Hoffman, Dave Winfield, Ozzie Smith, Rollie Fingers, Goose Gossage, Rickey Henderson, Willie McCovey, Gaylord Perry, Mike Piazza, Roberto Alomar, Greg Maddux and Dick Williams. For more information on San Diego Padres in the Hall of Fame, visit the "Hall of Famers" team pages at www.baseballhall.org.

NOTABLE PADRES ARTIFACTS IN COOPERSTOWN

- Manny Machado's Padres City Connect jersey from the Padres vs. Giants game in Mexico City on April 29, 2023, and the first pitched ball thrown by Joe Musgrove from that game.
- Helmet worn by Eric Hosmer on Aug. 20, 2020, when he hit a grand slam, the team's fourth game in a row with a grand slam.
- Padded cap worn by pitcher Alex Torres on June 21, 2014, becoming the first pitcher wear the new padded cap in a game.
- Manager Bud Black's 1983 throwback uniform with memorial jersey patch worn as a tribute on July 14, 2011 to Hall of Famer Dick Williams during the team's first home game after he passed away.
- Glove used by Kevin Kouzmanoff during the 2009 season when he set a single-season record for NL third basemen with a .990 fielding percentage, making only three errors in 309 total chances.
- Bat used by Jody Gerut hit a leadoff home run in the first game at Citi Field, the first time in that the first batter of the first regular-season game at a new ballpark has hit a home run.
- Ticket from the final Hall of Fame Game, which was to be played June 16, 2008 against the Padres but was rained out.
- Jersey worn by Greg Maddux during his 350th career win on May 10, 2008.
- Ball, ticket and a base signed by manager Bud Black from the 2008 China Series against the Dodgers in March 2008.
- Ball signed by 2007 BBWAA Hall of Fame electee Tony Gwynn.
- Jersey, cap, spikes, glove and final out ball used by Trevor Hoffman on June 6, 2007, when he recorded his 500th career save, the first reliever to achieve the milestone.
- Ball, cap, jersey and spikes from Trevor Hoffman's 479th save on Sept. 24, 2006, which surpassed Lee Smith for the all-time lead.
- Jersey worn by Mike Piazza on April 26, 2006 when he hit his 400th career home run.
- Uniform, spikes, ball and ticket from Trevor Hoffman's 400th career save on May 6, 2005.
- Bat used by Brian Giles to record the first hit at PETCO Park on April 8, 2004.
- Jersey worn by Rickey Henderson for his 2,063rd career walk, breaking Babe Ruth's record, April 25, 2001.
- Bat used by Tony Gwynn to record his 3,000th career hit on Aug. 6, 1999.
- Bat and spikes used by Tony Gwynn in 1997, when he achieved his 8th N.L. batting title.
- Jersey worn by Tony Gwynn during the 1994 season when he recorded his 5th N.L. batting title.
- Cap worn by Steve Garvey to set NL record for consecutive games played, April 16, 1983.
- Bat from Nate Colbert's record 13 RBI in a doubleheader on Aug. 1, 1972.



Manny Machado wore this City Connect jersey on April 29, 2023.

A LOOK AHEAD TO 2025

Ballots for the 2025 Hall of Fame/BBWAA election will be distributed following the 2024 season with results from the voting scheduled to be announced in January 2025. A partial list of first-year candidates for election includes Félix Hernández, CC Sabathia, Ichiro Suzuki and Troy Tulowitzki. Historical information on past BBWAA elections and the election process can be accessed at www.baseballhall.org or by contacting the Hall of Fame Communications department.

CONNECT TO COOPERSTOWN

- For news from Cooperstown, visit www.baseballhall.org. Stay up-to-date on all the activity at the Hall of Fame's official site, on Twitter @baseballhall and through social networking on Facebook, Instagram and TikTok.
- If you would like to receive interesting stories and timely news items direct from the Hall of Fame and get the inside track on the latest happenings in Cooperstown, sign up for *Inside Pitch*. There's no cost to receive our weekly electronic newsletter in your e-mail box at home or work and it's easy to enroll: Just log on to www.baseballhall.org/InsidePitch.
- If you have an interest in receiving *Around The Horn*, the Hall's monthly media newsletter, please send an e-mail to info@baseballhall.org. Be sure to include your name, name of organization and e-mail address. Or visit www.baseballhall.org/media-info.

RESEARCH ASSISTANCE

The Hall of Fame is pleased to provide assistance in baseball research and members of the media are encouraged to utilize this valuable baseball resource whenever necessary by calling the Public Relations department at (607) 547-0215, or the Library Reference desk at (607) 547-0330.



Dave Winfield
Inducted August 5, 2001



Tony Gwynn
Inducted July 29, 2007



Trevor Hoffman
Inducted July 29, 2018

Other players who played for the Padres and earned Cooperstown plaques are Rollie Fingers, Gaylord Perry, Willie McCovey, Ozzie Smith, Rich "Goose" Gossage, Rickey Henderson, Roberto Alomar, Greg Maddux and Mike Piazza. Former manager Dick Williams was also inducted into the Hall of Fame in 2008, and the 1978-79 Padres featured four players who would ultimately earn election to the Hall of Fame: Fingers, Perry, Smith and Winfield.

HISTORY & RECORDS

LOCAL AWARD WINNERS

PADRES MVP

Selected annually by the San Diego Chapter of the Baseball Writers' Association of America (BBWAA).

Year	Name
1969	Nate Colbert
1970	Cito Gaston
1971	Clay Kirby
1972	Nate Colbert
1973	Fred Kendall
1974	Bobby Tolan
1975	Randy Jones
1976	Randy Jones
1977	George Hendrick
1978	Dave Winfield
1979	Dave Winfield
1980	Gene Richards
1981	Juan Bonilla
1982	Terry Kennedy
1983	Alan Wiggins
1984	Tony Gwynn
1985	Garry Templeton
1986	Tony Gwynn
1987	Tony Gwynn
1988	Tony Gwynn
1989	Mark Davis
1990	Bip Roberts
1991	Fred McGriff
1992	Gary Sheffield
1993	Phil Plantier
1994	Tony Gwynn
1995	Tony Gwynn
1996	Ken Caminti
1997	Tony Gwynn
1998	Greg Vaughn
1999	Phil Nevin
2000	Phil Nevin
2001	Phil Nevin
2002	Ryan Klesko
2003	Mark Loretta
2004	Mark Loretta
2005	Brian Giles
2006	Adrian Gonzalez
2007	Khalil Greene
2008	Adrian Gonzalez
2009	Adrian Gonzalez
2010	Adrian Gonzalez
2011	Cameron Maybin
2012	Chase Headley
2013	Will Venable
2014	Rene Rivera
2015	Matt Kemp
2016	Wil Myers
2017	Jose Pirela
2018	Hunter Renfro
2019	Fernando Tatis Jr.
2020	Manny Machado
2021	Fernando Tatis Jr.
2022	Manny Machado
2023	Ha-Seong Kim

CHAIRMAN'S AWARD

The Padres' Community Relations Department founded The Chairman's Award in 1995 to honor the Padres player or coach who best exemplifies the community spirit of the club.

Year	Name
1995	Tony Gwynn
1996	Brian Johnson
1997	Steve Finley
1998	Greg Vaughn
1999	Trevor Hoffman
2000	Woody Williams
2001	Ryan Klesko
2002	Mark Kotsay
2003	Bruce Bochy
2004	Brian Giles
2005	Woody Williams
2006	Jake Peavy
2007	Adrian Gonzalez
2008	Chris Young
2009	Bud Black
2010	Nick Hundley
2011	Luke Gregerson
2012	Will Venable
2013	Bud Black
2014	Ian Kennedy
2015	Tyson Ross
2016	Jon Jay
2017	Craig Stammen
2018	Hunter Renfro
2019	Austin Hedges
2021	Joe Musgrove
2022	Wil Myers
2023	Tim Hill

DARREL AKERFELDS BULLPEN AWARD

Established in 2006 as the Fireman's Award, it was renamed to the Darrel Akerfelds Bullpen Award following the 2012 season to honor the most outstanding member of the Padres bullpen, as voted on by his peers. It was named for the Padres former bullpen coach who passed away on June 24, 2012 after a battle with pancreatic cancer. "Ak" was a coach, mentor and friend to the Padres family from 1997-2012.

Year	Name
2006	Trevor Hoffman
2007	Heath Bell
2008	Trevor Hoffman
2009	Heath Bell
2010	Heath Bell
2011	Heath Bell
2012	Luke Gregerson
2013	Huston Street
2014	Joaquin Benoit
2015	Craig Kimbrel
2016	Brad Hand
2017	Brad Hand
2018	Kirby Yates
2019	Kirby Yates
2020	Drew Pomeranz
2021	Mark Melancon
2022	Nick Martinez
2023	Josh Hader

CLYDE McCULLOUGH

PITCHER OF THE YEAR

The Clyde McCullough Award for Padres Pitcher of the Year, selected annually by the San Diego Chapter of the Baseball Writers Association of America (BBWAA), is named in honor of the former San Diego bullpen coach who passed away on September 18, 1982. McCullough, whose career as a player, coach, instructor and scout spanned nearly five decades, was an inspirational and popular figure. The award originally honored the Padres' top rookie, but since 1990, it has come to recognize the club's best pitcher.

Year	Name
1982	Luis DeLeon
1983	Mark Thurmond
1984	Carmelo Martinez
1985	Lance McCullers
1986	John Kruk
1987	Benito Santiago
1988	Roberto Alomar
1989	Greg Harris
1990	Ed Whitson
1991	Andy Benes
1992	Bruce Hurst
1993	Andy Benes
1994	Trevor Hoffman
1995	Andy Ashby
1996	Trevor Hoffman
1997	Trevor Hoffman
1998	T. Hoffman & K. Brown
1999	Trevor Hoffman
2000	Woody Williams
2001	Trevor Hoffman
2002	Trevor Hoffman
2003	Rod Beck
2004	Jake Peavy
2005	Jake Peavy
2006	Trevor Hoffman
2007	Jake Peavy
2008	Jake Peavy
2009	Heath Bell
2010	Heath Bell
2011	Heath Bell
2012	Clayton Richard
2013	Andrew Cashner
2014	Tyson Ross
2015	Tyson Ross
2016	Brad Hand
2017	Brad Hand
2018	Kirby Yates
2020	Dinelson Lamet
2021	Joe Musgrove
2022	Yu Darvish
2023	Blake Snell

HISTORY & RECORDS

NATIONAL LEAGUE AWARDS

NL MVP

Year	Name	Voting outlet
1996	Ken Caminiti	BBWAA

NL CY YOUNG AWARD

Year	Name	Voting outlet
1976	Randy Jones	BBWAA
1978	Gaylord Perry	BBWAA
1989	Mark Davis	BBWAA
2007	Jake Peavy	BBWAA
2023	Blake Snell	BBWAA

RAWLINGS NL GOLD GLOVE AWARD

Year	Name
1979	Dave Winfield (OF)
1980	Dave Winfield (OF), Ozzie Smith (SS)
1981	Ozzie Smith (SS)
1986	Tony Gwynn (OF)
1987	Tony Gwynn (OF)
1988	Benito Santiago, (C)
1989	Tony Gwynn (OF), Benito Santiago (C)
1990	Tony Gwynn (OF), Benito Santiago (C)
1991	Tony Gwynn (OF)
1995	Ken Caminiti (3B), Steve Finley (CF)
1996	Ken Caminiti (3B), Steve Finley (CF)
1997	Ken Caminiti (3B)
2006	Mike Cameron (OF)
2007	Greg Maddux (RHP)
2008	Adrian Gonzalez (1B)
2009	Adrian Gonzalez (1B)
2012	Chase Headley (3B)
2020	Trent Grisham (CF)
2022	Trent Grisham (CF)
2023	Fernando Tatis Jr. (RF), Ha-Seong Kim (UTL)

RAWLINGS NL PLATINUM GLOVE AWARD

Year	Name
2023	Fernando Tatis Jr. (RF)

NL SILVER SLUGGER

Year	Name
1983	Terry Kennedy (C)
1984	Tony Gwynn (OF), Garry Templeton (SS)
1986	Tony Gwynn (OF)
1987	Tony Gwynn (OF), Benito Santiago (C)
1988	Benito Santiago (C)
1989	Tony Gwynn (OF)
1990	Benito Santiago (C)
1991	Benito Santiago (C)
1992	Fred McGriff (1B), Gary Sheffield (3B)
1994	Tony Gwynn (OF)
1995	Tony Gwynn (OF)
1996	Ken Caminiti (3B)
1997	Tony Gwynn (OF)
1998	Greg Vaughn (OF)
2004	Mark Loretta (2B)
2012	Chase Headley (3B)
2020	Manny Machado (3B), Fernando Tatis Jr. (SS)
2021	Fernando Tatis Jr. (SS)
2022	Juan Soto (OF), Josh Bell (DH), Brandon Drury (UTL)
2023	Juan Soto (OF)

ROBERTO CLEMENTE AWARD

Year	Name
1999	Tony Gwynn

SPORTING NEWS ALL-LEAGUE TEAM

Year	Name
1975	Randy Jones (LHP)
1976	Randy Jones (LHP)
1978	Gaylord Perry (RHP)
1979	Dave Winfield (OF)
1984	Tony Gwynn (OF), Mark Thurmond (LHP)
1986	Tony Gwynn (OF)
1987	Tony Gwynn (OF), Benito Santiago (C)
1989	Tony Gwynn (OF), Benito Santiago (C)
1994	Tony Gwynn (OF)
1995	Ken Caminiti (3B)
1996	Ken Caminiti (3B)
2007	Jake Peavy (RHP)
2012	Chase Headley (3B)
2020	Manny Machado (3B), Fernando Tatis Jr. (SS)
2021	Manny Machado (3B), Fernando Tatis Jr. (SS)
2022	Juan Soto (OF)
2023	Juan Soto (OF), Blake Snell (SP)

NL PLAYER OF THE YEAR

Year	Name	Voting outlet
1992	Gary Sheffield (3B)	The Sporting News
1996	Ken Caminiti (3B)	ESPN

NL PITCHER OF THE YEAR

Year	Name	Voting outlet
1976	Randy Jones (LHP)	The Sporting News
1989	Mark Davis (LHP)	The Sporting News
2007	Jake Peavy (RHP)	The Sporting News

NL MANAGER OF THE YEAR

Year	Name	Voting outlet
1996	Bruce Bochy	BBWAA, The Sporting News
1998	Bruce Bochy	The Sporting News
2010	Bud Black	BBWAA, The Sporting News

NL ROOKIE OF THE YEAR

Year	Name	Voting outlet
1987	Benito Santiago	BBWAA, The Sporting News
2004	Khalil Greene	Baseball America

NL RELIEVER OF THE YEAR

Year	Name	Voting outlet
1977	Rollie Fingers	The Sporting News, Roloids
1978	Rollie Fingers	The Sporting News, Roloids
1980	Rollie Fingers	The Sporting News, Roloids
	Tom Hume	The Sporting News
1989	Mark Davis	The Sporting News, Roloids
1996	Trevor Hoffman	The Sporting News
1998	Trevor Hoffman	The Sporting News, Roloids
2006	Trevor Hoffman	The Sporting News, Roloids
2009	Heath Bell	Roloids
2010	Heath Bell	MLB, The Sporting News, Roloids

NL ROOKIE PITCHER OF THE YEAR

Year	Name	Voting outlet
1976	Butch Metzger	BBWAA, The Sporting News
	Pat Zachary	BBWAA
1977	Bob Owchinko	The Sporting News
1989	Andy Benes	The Sporting News

NLCS MVP

Year	Name
1984	Steve Garvey
1998	Sterling Hitchcock

HISTORY & RECORDS

NL PLAYER OF THE MONTH

Year	Name
June, 1978	Dave Winfield
April, 1983	Terry Kennedy
April, 1984	Tony Gwynn
June, 1987	Tony Gwynn
July, 1988	Tony Gwynn
August, 1992	Gary Sheffield
August, 1993	Tony Gwynn
August, 1996	Ken Caminiti
September, 1996	Ken Caminiti
May, 1997	Tony Gwynn
August, 2012	Chase Headley
September, 2012	Chase Headley
June, 2016	Wil Myers
July-August, 2020	Fernando Tatis Jr.
May, 2021	Fernando Tatis Jr.

ALL MLB TEAM

Year	Name
2019	Kirby Yates (RP, 1st team)
2020	Fernando Tatis Jr. (SS, 1st team), Manny Machado (3B, 1st team) Dinelson Lamet (SP, 2nd team)
2021	Fernando Tatis Jr. (SS, 1st team)
2022	Manny Machado (3B, 1st team)
2023	Blake Snell (SP), Josh Hader (RP)

NL PITCHER OF THE MONTH

Year	Name
April, 1976	Randy Jones
May, 1976	Randy Jones
September, 1978	Gaylord Perry

May, 1985 Andy Hawkins

April, 1989 Mark Davis

August, 2004 Jake Peavy

May, 2005 Trevor Hoffman

June, 2006 Chris Young

May, 2007 Jake Peavy

August, 2007 Jake Peavy

September, 2007 Jake Peavy

September, 2022 Yu Darvish

May, 2023 Michael Wacha

June, 2023 Blake Snell

September, 2023 Blake Snell

NL RELIEVER OF THE MONTH

Year	Name
July, 2017	Brad Hand
May, 2018	Brad Hand
April, 2019	Kirby Yates
April, 2021	Mark Melancon
April, 2023	Josh Hader

NL ROOKIE OF THE MONTH

Year	Name
May, 2003	Xavier Nady (RF)
April, 2004	Khalil Greene (SS)
August, 2004	Khalil Greene (SS)
July, 2006	Josh Barfield (2B)
July, 2016	Ryan Schimpf (2B)
April, 2018	Christian Villanueva (3B)
July-August, 2020	Jake Cronenworth (2B)

NL ALL-STAR SELECTIONS

Year	Name
1969	Chris Cannizzaro (C)
1970	Cito Gaston (OF)
1971	Nate Colbert (1B), Preston Gomez (Coach)
1972	Nate Colbert (1B)
1973	Nate Colbert (1B)
1974	Johnny Grubb (OF)
1975	Randy Jones (P)
1976	Randy Jones (P), John McNamara (Coach)
1977	Dave Winfield (OF)
1978	Rollie Fingers (P), Dave Winfield (OF)
1979	Dave Winfield (OF), Gaylord Perry (P)
1980	Dave Winfield (OF)
1981	Terry Kennedy (C), Ozzie Smith (SS)
1982	Ruppert Jones (OF)
1983	Dave Dravecky (P), Terry Kennedy (C)
1984	Steve Garvey (1B), Tony Gwynn (OF), Rich Gossage (P), Dick Dent (Trainer)
1985	Steve Garvey (1B), Tony Gwynn (OF), LaMarr Hoyt (P), Terry Kennedy (C), Graig Nettles (3B), Rich Gossage (P), Garry Templeton (SS), Dick Williams (Manager)
1986	Tony Gwynn (OF)
1987	Tony Gwynn (OF)
1988	Mark Davis (P)
1989	Tony Gwynn (OF), Mark Davis (P)
1990	Benito Santiago (C, injured DNP), Roberto Alomar (2B), Tony Gwynn (OF)
1991	Tony Gwynn (OF), Benito Santiago (C)
1992	Tony Gwynn (OF), Fred McGriff (1B), Benito Santiago (C), Tony Fernandez (SS), Gary Sheffield (3B), Bob Day (Trainer)
1993	Andy Benes (P), Tony Gwynn (OF)
1994	Tony Gwynn (OF)
1995	Tony Gwynn (OF)

Year	Name
1996	Tony Gwynn (OF, injured DNP), Ken Caminiti (3B)
1997	Tony Gwynn (OF), Ken Caminiti (3B), Steve Finley (OF), Bruce Bochy (Coach)
1998	Andy Ashby (P), Tony Gwynn (OF), Kevin Brown (P), Trevor Hoffman (P), Greg Vaughn (OF)
1999	Tony Gwynn (OF, injured DNP), Andy Ashby (P), Trevor Hoffman (P), Bruce Bochy (Manager)
2000	Trevor Hoffman (P)
2001	Ryan Klesko (1B), Phil Nevin (3B), Tony Gwynn (OF, special All-Star "guest"), Bruce Bochy (Coach), Todd Hutcheson (Trainer)
2002	Trevor Hoffman (P)
2003	Rondell White (OF)
2004	Mark Loretta (2B)
2005	Jake Peavy (P)
2006	Trevor Hoffman (P)
2007	Trevor Hoffman (P), Jake Peavy (P), Chris Young (P)
2008	Adrian Gonzalez (1B), Bud Black (Coach)
2009	Adrian Gonzalez (1B), Heath Bell (P)
2010	Adrian Gonzalez (1B), Heath Bell (P), Bud Black (Coach)
2011	Heath Bell (P)
2012	Huston Street (P)
2013	Everth Cabrera (SS)
2014	Tyson Ross (P), Huston Street (P)
2015	Justin Upton (OF)
2016	Andy Green (Coach), Wil Myers (DH), Drew Pomeranz (P)
2017	Brad Hand (P)
2018	Brad Hand (P)
2019	Kirby Yates (P)
2021	Jake Cronenworth (2B), Yu Darvish (P), Manny Machado (3B), Mark Melancon (P), Fernando Tatis Jr. (SS)
2022	Manny Machado (3B), Joe Musgrove (P), Jake Cronenworth
2023	Josh Hader (P), Juan Soto (OF)

Those bolded denote All-Star starters.

HISTORY & RECORDS

ANNUAL STANDINGS AND HOME ATTENDANCE

Year	Home W-L	Away W-L	Total W-L	W%	Position	GB	Home Attendance
1969	28-53	24-57	52-110	.321	6	41.0	613,327
1970	31-50	32-49	63-99	.389	6	39.0	633,439
1971	33-48	28-52	61-100	.379	6	28.5	549,085
1972	26-54	32-41	58-95	.379	6	36.5	644,272
1973	31-50	29-52	60-102	.370	6	39.0	611,826
1974	36-45	24-57	60-102	.370	6	42.0	1,075,399
1975	38-43	33-48	71-91	.438	4	37.0	1,281,747
1976	42-38	31-51	73-89	.451	5	29.0	1,458,478
1977	35-46	34-47	69-93	.426	5	29.0	1,376,269
1978	50-31	34-47	84-78	.519	4	11.0	1,670,107
1979	39-42	29-51	68-93	.422	5	22.0	1,456,967
1980	45-36	28-53-1	73-89-1	.451	6	19.5	1,139,026
1981	20-35	21-34	41-69	.373	6	26.0	519,161
1982	43-38	38-43	81-81	.500	4	8.0	1,607,516
1983	47-34-1	34-47	81-81-1	.500	4	10.0	1,539,819
1984	48-33	44-37	92-70	.568	1	12.0	1,983,904
1985	44-37	39-42	83-79	.512	T3	12.0	2,210,352
1986	43-38	31-50	74-88	.457	4	22.0	1,805,776
1987	37-44	28-53	65-97	.401	6	25.0	1,454,061
1988	47-34	36-44	83-78	.516	3	11.0	1,506,896
1989	46-35	43-38	89-73	.549	2	3.0	2,009,032
1990	37-44	38-43	75-87	.463	T4	16.0	1,856,395
1991	42-39	42-39	84-78	.519	3	10.0	1,804,289
1992	45-36	37-44	82-80	.506	3	16.0	1,722,102
1993	34-47	27-54	61-101	.377	7	43.0	1,375,432
1994	26-31	21-39	47-70	.402	4	12.5	953,857
1995	40-32	30-42	70-74	.486	3	8.0	1,041,805
1996	45-36	46-35	91-71	.562	1	1.0	2,187,886
1997	39-42	37-44	76-86	.469	4	14.0	2,089,333
1998	54-27	44-37	98-64	.604	1	9.5	2,555,901
1999	46-35	28-53	74-88	.457	4	26.0	2,523,538
2000	41-40	35-46	76-86	.469	5	21.0	2,423,149
2001	35-46	44-37	79-83	.488	4	13.0	2,378,116
2002	41-40	25-56	66-96	.407	5	32.0	2,220,601
2003	35-46	29-52	64-98	.395	5	36.5	2,027,020
2004	42-39	45-36	87-75	.537	3	6.0	3,016,752
2005	46-35	36-45	82-80	.506	1	5.0	2,869,787
2006	43-38	45-36	88-74	.543	T1	0.0	2,659,757
2007	47-34	42-40	89-74	.546	3	1.5	2,790,074
2008	35-46	28-53	63-99	.389	5	21.0	2,427,535
2009	42-39	33-48	75-87	.463	4	20.0	1,922,603
2010	45-36	45-36	90-72	.556	2	2.0	2,131,774
2011	35-46	36-45	71-91	.438	5	23.0	2,143,018
2012	42-39	34-47	76-86	.469	4	18.0	2,123,721
2013	45-36	31-50	76-86	.469	T3	16.0	2,166,691
2014	48-33	29-52	77-85	.475	3	17.0	2,195,373
2015	39-42	35-46	74-88	.457	4	18.0	2,459,742
2016	39-42	29-52	68-94	.420	5	23.0	2,351,422
2017	43-38	28-53	71-91	.438	4	33.0	2,138,491
2018	31-50	35-46	66-96	.407	5	25.5	2,168,536
2019	36-45	34-47	70-92	.432	5	36.0	2,396,399
2020	21-11	16-12	37-23	.617	2	6.0	--
2021	45-36	34-47	79-83	.488	3	28.0	2,191,950
2022	44-37	45-36	89-73	.549	2	22.0	2,987,470
2023	44-37	38-43	82-80	.506	3	18.0	3,271,554
Totals	2,181-2,164-1	1,815-2,441-1	4,034-4,648-2	.465			100,718,532

Padres have tied twice in club history: June 9, 1980 @ CIN (6-6) and September 28, 1983 vs. LAD (4-4)

CLUB DIRECTORY
 EXECUTIVES
 MANAGER & STAFF
 SUPPORT STAFF: ADVISORS & BASEBALL OPERATIONS
 PLAYER HEALTH & PERFORMANCE
 24 SAN DIEGO PADDLES
 OPPONENTS
 SCOUTING & PLAYER DEVELOPMENT
 PETCO PARK
 COMMUNITY
 MEDIA

HISTORY & RECORDS

ALL-TIME PADRES HOME ATTENDANCE RECORDS

Occasion	Attendance	Opponent	Date
Single Game—Day	61,707	SF	March 31, 2003
Single Game—Day (at Petco Park)	45,496	LAD	April 6, 2009
Single Game—Night	61,674	ARI	April 24, 1999
Single Game—Night (at Petco Park)	45,567	LAD	March 30, 2014
Doubleheader	43,473	PHI	June 13, 1976
Opening Day/Night	61,707	SF	March 31, 2003
Opening Day/Night (at Petco Park)	45,567	LAD	March 30, 2014
All-Star Game	59,372	AL vs. NL	July 14, 1992
Division Series	65,235	HOU (G3)	October 3, 1998
NL Championship Series	65,042	ATL (G4)	October 11, 1998
World Series	65,427	NYG (G4)	October 21, 1998
4-Game Series	197,225	LAD	September 19-22, 1996
4-Game Series (at Petco Park)	174,915	COL	March 30 – April 2, 2023
3-Game Series	165,929	NYG	June 21-23, 2002
3-Game Series (at Petco Park)	133,856	LAD	April 22-24, 2022
2-Game Series	85,501	SEA	July 2-3, 1997
2-Game Series (at Petco Park)	79,380	LAD	April 20-21, 2005
Memorial Day	41,414	CHC	May 29, 2017
Independence Day	61,148	COL	July 4, 1998
Labor Day	40,446	BOS	September 5, 2016
Week Night (Non-holiday)	54,490	SF	(Monday) April 15, 1985
Week Day (Non-Opening Day)	47,482	LAD	(Thursday) June 27, 1985
Friday Night	60,918	SEA	June 15, 2001
Saturday Day	60,021	NYG	June 22, 2002
Saturday Night	61,674	ARI	April 24, 1999
Sunday	60,988	COL	September 28, 2003
Road Game (Largest)	63,661	@COL	June 20, 1993
Road Game (Smallest)	987	@SF	April 14, 1975
Home Game (Smallest)	1,413	HOU	September 11, 1973
Home Game (Smallest) at Petco Park	13,646 [^]	COL	May 5, 2009
Home Day Game (Smallest) at Petco Park	14,224 [^]	TEX	May 9, 2017

*Tony Gwynn's final game

[^] Not including the reduced capacity games during the 1st Homestand of 2021.

TOP 10 HOME ATTENDANCE SEASON RECORDS

Rank	Year	Home Attendance
1	2023	3,271,554
2	2004	3,016,752
3	2022	2,987,470
4	2005	2,869,787
5	2007	2,790,074
6	2006	2,659,757
7	1998	2,555,901
8	1999	2,523,538
9	2015	2,459,742
10	2008	2,427,535

TOP 5 PETCO PARK SINGLE-GAME ATTENDANCE RECORDS

Rank	Date	Attendance	Opponent
1	March 30, 2014	45,567	LAD
2	April 6, 2009	45,496	LAD
3	September 30, 2004	45,389	SF
4	May 16, 2015	45,282	WSH
5	April 9, 2015	45,149	SF

HISTORY & RECORDS

OPENING DAY HISTORY

OPENING DAY ROOKIE STARTERS

Year	Name	Position
1969	Rafael Robles*	SS
1970	Van Kelly	3B
	Jerry Morales	LF
1972	Derrel Thomas	2B
1973	Bob Davis*	C
	John Grubb	CF
	Dave Hilton	3B
1977	Bill Almon	SS
	Mike Champion	2B
	Gene Richards*	LF
1978	Ozzie Smith*	SS
1979	Barry Evans	3B
1981	Randy Bass	1B
	Juan Bonilla*	2B
1984	Carmelo Martinez	LF
1985	Gerry Davis	LF
1986	Bip Roberts*	2B
1987	Joey Cora*	2B
	Benito Santiago	C
1993	Jeff Gardner	2B
1994	Dave Staton	1B
2002	Ramon Vazquez	3B
2003	Xavier Nady	RF
2004	Khalil Greene	SS
2006	Josh Barfield*	2B
2007	Kevin Kouzmanoff	3B
2012	Yonder Alonso	1B
2013	Jedd Gyorko*	2B
2014	Tommy Medica	LF
2017	Manuel Margot	CF
	Hunter Renfroe	RF
2019	Fernando Tatis Jr.*	SS

* made MLB debut as an Opening Day starter for San Diego



CLUB
DIRECTORY

EXECUTIVES

MANAGER
& STAFF

SUPPORT STAFF
ADVISORS & BASEBALL
OPERATIONS

PLAYER HEALTH
& PERFORMANCE

24 SAN DIEGO
PADRES

HISTORY &
RECORDS

OPPONENTS

SCOUTING & PLAYER
DEVELOPMENT

PETCO PARK

COMMUNITY

MEDIA

HISTORY & RECORDS

TOP 5 PETCO PARK SERIES IN ATTENDANCE

4-GAME SERIES

Rank	Dates	Opponent	Attendance
1	March 30 - April 2, 2023	COL	174,915
2	June 2-5, 2023	CHC	174,688
3	April 13-16, 2023	MIL	173,277
4	August 4-7, 2023	LAD	173,258
5	April 9-12, 2015	SF	168,171

3-GAME SERIES

Rank	Dates	Opponent	Attendance
1	April 22-24, 2022	LAD	133,856
2	May 3-5, 2019	LAD	133,456
3	June 22-24, 2007	BOS	133,311
4	July 3-5, 2023	LAA	133,227
5	Aug. 2-4, 2013	NYN	131,812

2-GAME SERIES

Rank	Dates	Opponent	Attendance
1	April 20-21, 2005	LAD	73,380
2	June 6-7, 2023	SEA	75,885
3	July 27-28, 2021	OAK	75,513
4	April 3-4, 2023	ARZ	72,144
5	May 5-6, 2017	LAD	70,657

OPENING DAY RECORDS

Padres Record on Opening Day, All-Time	24-31
Padres Record on Opening Day, at Home	15-13
Padres Record on Opening Day, on Road	9-18
Padres Record on Opening Day, as Home Team at Neutral Site	0-1
Padres Record on Opening Day, at Petco Park	6-5
Padres Record on Home Opener	29-26

SAN DIEGO RAINOUTS & DELAYS

San Diego Rainouts (18)

Date	Opponent
April 27, 1970	MON
April 14, 1971	CHC
May 7, 1971	CIN
May 28, 1971	NYN
June 5, 1972	PIT
June 6, 1972	PIT
April 8, 1975	SF
April 9, 1975	SF
Sept. 10, 1976 (DH)	HOU
May 8, 1977 (DH)	MON
April 15, 1978	SF
April 28, 1980	ATL
April 29, 1980	ATL
April 20, 1983	ATL
May 12, 1998	NYM
April 4, 2006	SF
July 19, 2015	COL
May 7, 2017	LAD

Petco Park Delays (10)

Date	Opponent
May 23, 2008	CIN
April 10, 2009	SF
July 2, 2009 (bees)	HOU
September 30, 2010	CHC
April 8, 2011	LAD
May 14, 2015	WSH
September 20, 2016	ARI
June 2, 2019 (bees)	MIA
September 24, 2021	ATL
September 9, 2022	LAD



HISTORY & RECORDS

April 8, 1969	
SD	2
vs. HOU	1
Attendance	23,370
Rafael Robles	SS
Roberto Pena	2B
Tony Gonzalez	CF
Ollie Brown	RF
Bill Davis	1B
Larry Stahl	LF
Ed Spiezio	3B
Chris Cannizzaro	C
Dick Selma	RHP

April 6, 1973	
SD	4
vs. LAD	2
Attendance	32,019
Enzo Hernandez	SS
John Grubb	CF
Leron Lee	LF
Nate Colbert	1B
Clarence Gaston	RF
Dave Hilton	3B
Dave Roberts	2B
Bob Davis	C
Clay Kirby	RHP

April 6, 1977	
SD	3
@ CIN	5
Attendance	51,869
Gene Richards	LF
Mike Champion	2B
Dave Winfield	RF
George Hendrick	CF
Gene Tenace	C
Mike Ivie	1B
Doug Rader	3B
Bill Almon	SS
Randy Jones	LHP

April 9, 1981	
SD	4
@ SF	1
Attendance	54,520
Gene Richards	LF
Ozzie Smith	SS
Rupert Jones	CF
Luis Salazar	3B
Randy Bass	1B
Dave Edwards	RF
Terry Kennedy	C
Juan Bonilla	2B
John Curtis	LHP

April 7, 1970	
SD	8
vs. ATL	3
Attendance	28,215
Tommy Dean	SS
Van Kelly	3B
Ollie Brown	RF
Nate Colbert	1B
Clarence Gaston	CF
Jerry Morales	LF
Dave Campbell	2B
Chris Cannizzaro	C
Pat Dobson	RHP

April 5, 1974	
SD	0
@ LAD	8
Attendance	31,556
Bobby Tolan	RF
Glenn Beckert	2B
John Grubb	CF
Willie McCovey	1B
Nate Colbert	LF
Fred Kendall	C
Dave Hilton	3B
Enzo Hernandez	SS
Bill Greif	RHP

April 7, 1978	
SD	3
@ SF	2
Attendance	36,131
Gene Richards	1B
Derrel Thomas	2B
Oscar Gamble	LF
Dave Winfield	RF
George Hendrick	CF
Gene Tenace	C
Bill Almon	3B
Ozzie Smith	SS
Gaylord Perry	RHP

April 6, 1982	
SD	0
vs. ATL	1
Attendance	30,188
Gene Richards	LF
Juan Bonilla	2B
Garry Templeton	SS
Ruppert Jones	CF
Sixto Lezcano	RF
Terry Kennedy	C
Luis Salazar	3B
Broderick Perkins	1B
Juan Eichelberger	RHP

April 6, 1971	
SD	0
vs. SF	4
Attendance	34,554
Dave Campbell	2B
Larry Stahl	LF
Clarence Gaston	CF
Nate Colbert	1B
Ollie Brown	RF
Ed Spiezio	3B
Chris Cannizzaro	C
Tommy Dean	SS
Tom Phoebus	RHP

April 10, 1975	
SD	0
vs. SF	2
Attendance	17,670
Bobby Tolan	LF
Tito Fuentes	2B
Dave Winfield	RF
Willie McCovey	1B
John Grubb	CF
Glenn Beckert	3B
Randy Hundley	C
Enzo Hernandez	SS
Randy Jones	LHP

April 5, 1979	
SD	4
@ LAD	3
Attendance	46,536
Gene Richards	CF
Ozzie Smith	SS
Mike Hargrove	1B
Dave Winfield	RF
Jerry Turner	LF
Barry Evans	3B
Gene Tenace	C
Fernando Gonzalez	2B
Gaylord Perry	RHP

April 5, 1983	
SD	16
@ SF	13
Attendance	49,519
Gene Richards	LF
Juan Bonilla	2B
Steve Garvey	1B
Terry Kennedy	C
Sixto Lezcano	RF
Ruppert Jones	CF
Garry Templeton	SS
Luis Salazar	3B
Tim Lollar	LHP

April 15, 1972	
SD	6
vs. ATL	5
Attendance	16,555
Enzo Hernandez	SS
Derrel Thomas	2B
Leron Lee	LF
Nate Colbert	1B
Larry Stahl	RF
Jose Morales	CF
Bob Barton	C
Dave Campbell	3B
Clay Kirby	RHP

April 9, 1976	
SD	8
vs. ATL	2
Attendance	44,728
John Grubb	LF
Tito Fuentes	2B
Willie Davis	CF
Dave Winfield	RF
Mike Ivie	1B
Doug Rader	3B
Hector Torres	SS
Bob Davis	C
Randy Jones	LHP

April 10, 1980	
SD	6
vs. SF	4
Attendance	29,535
Ozzie Smith	SS
Dave Cash	2B
Gene Richards	LF
Dave Winfield	RF
Jerry Mumphrey	CF
Gene Tenace	1B
Bill Fahey	C
Aurelio Rodriguez	3B
Randy Jones	LHP

April 3, 1984	
SD	5
vs. PIT	1
Attendance	44,553
Alan Wiggins	2B
Tony Gwynn	RF
Graig Nettles	3B
Steve Garvey	1B
Terry Kennedy	C
Carmelo Martinez	LF
Kevin McReynolds	CF
Garry Templeton	SS
Eric Show	RHP

CLUB DIRECTORY
 EXECUTIVES
 MANAGER & STAFF
 ADVISORS & BASEBALL OPERATIONS
 SUPPORT STAFF
 PLAYER HEALTH & PERFORMANCE
 24/7 SAN DIEGO PADRES
 HISTORICAL RECORDS
 OPPONENTS
 SCOUTING & PLAYER DEVELOPMENT
 PETCO PARK
 COMMUNITY
 MEDIA

HISTORY & RECORDS

April 9, 1985	
SD	3
@ SF	4
Attendance	52,714
Jerry Davis	LF
Mario Ramirez	2B
Tony Gwynn	RF
Steve Garvey	1B
Kevin McReynolds	CF
Terry Kennedy	C
Jerry Royster	3B
Garry Templeton	SS
LaMarr Hoyt	RHP

April 3, 1989	
SD	3
vs. SF	5
Attendance	52,763
Roberto Alomar	2B
Tim Flannery	3B
Tony Gwynn	CF
Jack Clark	1B
Carmelo Martinez	LF
John Kruk	RF
Benito Santiago	C
Garry Templeton	SS
Eric Show	RHP

April 6, 1993	
SD	4
@ PIT	9
Attendance	44,103
Tony Gwynn	RF
Jeff Gardner	2B
Gary Sheffield	3B
Fred McGriff	1B
Phil Plantier	LF
Derek Bell	CF
Dan Walters	C
Craig Shipley	SS
Andy Benes	RHP

April 1, 1997	
SD	12
vs. NYM	5
Attendance	43,005
Quilvio Veras	2B
Tony Gwynn	RF
Steve Finley	CF
Ken Caminiti	3B
Greg Vaughn	LF
Wally Joyner	1B
John Flaherty	C
Chris Gomez	SS
Joey Hamilton	RHP

April 7, 1986	
SD	1
@ LAD	2
Attendance	49,444
Bip Roberts	2B
Tony Gwynn	RF
Kevin McReynolds	CF
Steve Garvey	1B
Carmelo Martinez	LF
Garry Templeton	SS
Terry Kennedy	C
Jerry Royster	3B
Eric Show	RHP

April 9, 1990	
SD	2
@ LAD	4
Attendance	48,686
Bip Roberts	3B
Roberto Alomar	2B
Tony Gwynn	RF
Jack Clark	1B
Joe Carter	CF
Fred Lynn	LF
Benito Santiago	C
Garry Templeton	SS
Bruce Hurst	LHP

April 4, 1994	
SD	1
vs. ATL	4
Attendance	42,251
Bip Roberts	2B
Ricky Gutierrez	SS
Tony Gwynn	RF
Phil Plantier	LF
Derek Bell	CF
Archi Cianfrocco	3B
Dave Staton	1B
Brad Ausmus	C
Andy Benes	RHP

March 31, 1998	
SD	10
@ CIN	2
Attendance	54,578
Quilvio Veras	2B
Steve Finley	CF
Tony Gwynn	RF
Ken Caminiti	3B
Greg Vaughn	LF
Wally Joyner	1B
Carlos Hernandez	C
Chris Gomez	SS
Kevin Brown	RHP

April 6, 1987	
SD	3
@ SF	4
Attendance	52,020
Marvell Wynne	CF
Garry Templeton	SS
Tony Gwynn	RF
Carmelo Martinez	LF
Kevin Mitchell	3B
Steve Garvey	1B
Benito Santiago	C
Joey Cora	2B
Eric Show	RHP

April 9, 1991	
SD	7
vs. SF	4
Attendance	48,089
Bip Roberts	2B
Tony Fernandez	SS
Tony Gwynn	RF
Fred McGriff	1B
Benito Santiago	C
Jack Clark	LF
Jim Presley	3B
Shawn Abner	CF
Ed Whitson	RHP

April 26, 1995	
SD	2
vs. HOU	10
Attendance	38,124
Bip Roberts	LF
Steve Finley	CF
Tony Gwynn	RF
Eddie Williams	1B
Ken Caminiti	3B
Andujar Cedeno	SS
Jody Reed	2B
Brad Ausmus	C
Andy Benes	RHP

April 4, 1999 (Monterrey, MX)	
SD	2
vs. COL	8
Attendance	27,104
Quilvio Veras	2B
Reggie Sanders	LF
Tony Gwynn	RF
Wally Joyner	1B
Greg Myers	C
George Arias	3B
Ruben Rivera	CF
Chris Gomez	SS
Andy Ashby	RHP

April 5, 1988	
SD	3
@ HOU	6
Attendance	39,906
Stan Jefferson	CF
Tony Gwynn	RF
Keith Moreland	LF
John Kruk	1B
Randy Ready	2B
Benito Santiago	C
Chris Brown	3B
Garry Templeton	SS
Ed Whitson	RHP

April 6, 1992	
SD	4
@ CIN	3
Attendance	55,356
Tony Fernandez	SS
Tony Gwynn	RF
Gary Sheffield	3B
Fred McGriff	1B
Benito Santiago	C
Jerald Clark	LF
Darrin Jackson	CF
Kurt Stillwell	2B
Bruce Hurst	LHP

April 1, 1996	
SD	4
@ CHC	5
Attendance	38,734
Rickey Henderson	LF
Steve Finley	CF
Tony Gwynn	RF
Ken Caminiti	3B
Wally Joyner	1B
Brad Ausmus	C
Andujar Cedeno	SS
Jody Reed	2B
Andy Ashby	RHP

April 3, 2000	
SD	1
@ NYM	2
Attendance	52,308
Al Martin	LF
Damian Jackson	SS
Tony Gwynn	RF
Phil Nevin	3B
Ryan Klesko	1B
Bret Boone	2B
Ruben Rivera	CF
Carlos Hernandez	C
Sterling Hitchcock	LHP

HISTORY & RECORDS

April 2, 2001	
SD	2
@ SF	3
Attendance	40,930
Damian Jackson	2B
Mark Kotsay	CF
Ryan Klesko	1B
Phil Nevin	3B
Tony Gwynn	RF
Mike Darr	LF
Wiki Gonzalez	C
Chris Gomez	SS
Woody Williams	RHP

April 1, 2002	
SD	0
@ ARI	2
Attendance	47,025
D'Angelo Jimenez	2B
Mark Kotsay	CF
Ron Gant	LF
Phil Nevin	1B
Bubba Trammell	RF
Deivi Cruz	SS
Wiki Gonzalez	C
Ramon Vazquez	3B
Kevin Jarvis	RHP

March 31, 2003	
SD	2
vs. SF	5
Attendance	61,707
Mark Loretta	2B
Mark Kotsay	CF
Rondell White	LF
Ryan Klesko	1B
Xavier Nady	RF
Sean Burroughs	3B
Gary Bennett	C
Ramon Vazquez	SS
Brian Lawrence	RHP

April 5, 2004	
SD	8
@ LAD	2
Attendance	53,850
Sean Burroughs	3B
Mark Loretta	2B
Brian Giles	RF
Phil Nevin	1B
Ryan Klesko	LF
Jay Payton	CF
Ramon Hernandez	C
Khalil Greene	SS
Brian Lawrence	RHP

April 4, 2005	
SD	10
@ COL	12
Attendance	47,661
Khalil Greene	SS
Mark Loretta	2B
Brian Giles	RF
Phil Nevin	1B
Ryan Klesko	LF
Ramon Hernandez	C
Xavier Nady	CF
Sean Burroughs	3B
Woody Williams	RHP

April 3, 2006	
SD	6
vs. SF	1
Attendance	43,767
Dave Roberts	CF
Eric Young	LF
Brian Giles	RF
Mike Piazza	C
Adrian Gonzalez	1B
Khalil Greene	SS
Vinny Castilla	3B
Josh Barfield	2B
Jake Peavy	RHP

April 3, 2007	
SD	7
@ SF	0
Attendance	42,773
Marcus Giles	2B
Brian Giles	RF
Mike Cameron	CF
Adrian Gonzalez	1B
Josh Bard	C
Khalil Greene	SS
Kevin Kouzmanoff	3B
Jose Cruz Jr.	LF
Jake Peavy	RHP

March 31, 2008	
SD	4
vs. HOU	0
Attendance	44,965
Brian Giles	RF
Tadahito Iguchi	2B
Kevin Kouzmanoff	3B
Adrian Gonzalez	1B
Scott Hairston	CF
Khalil Greene	SS
Josh Bard	C
Paul McNulty	LF
Jake Peavy	RHP

April 6, 2009	
SD	1
vs. LAD	4
Attendance	45,496
Jody Gerut	CF
David Eckstein	2B
Brian Giles	RF
Adrian Gonzalez	1B
Kevin Kouzmanoff	3B
Chase Headley	LF
Henry Blanco	C
Luis Rodriguez	SS
Jake Peavy	RHP

April 5, 2010	
SD	3
@ ARI	6
Attendance	49,059
Tony Gwynn	CF
David Eckstein	2B
Adrian Gonzalez	1B
Kyle Blanks	LF
Chase Headley	3B
Will Venable	RF
Nick Hundley	C
Everth Cabrera	SS
Jon Garland	RHP

March 31, 2011	
SD	5
@ STL	3
Attendance	46,368
Will Venable	RF
Jason Bartlett	SS
Orlando Hudson	2B
Brad Hawpe	1B
Ryan Ludwick	LF
Chase Headley	3B
Cameron Maybin	CF
Nick Hundley	C
Tim Stauffer	RHP

April 5, 2012	
SD	3
vs. LAD	5
Attendance	42,941
Cameron Maybin	CF
Chris Denorfia	RF
Chase Headley	3B
Jesus Guzman	LF
Nick Hundley	C
Yonder Alonso	1B
Orlando Hudson	2B
Jason Bartlett	SS
Edinson Volquez	RHP

April 1, 2013	
SD	2
@ NYM	11
Attendance	41,053
Chris Denorfia	RF
Everth Cabrera	SS
Yonder Alonso	1B
Carlos Quentin	LF
Jedd Gyorko	2B
Nick Hundley	C
Cameron Maybin	CF
Cody Ransom	3B
Edinson Volquez	RHP

March 30, 2014	
SD	3
vs. LAD	1
Attendance	45,567
Everth Cabrera	SS
Chris Denorfia	RF
Chase Headley	3B
Jedd Gyorko	2B
Yonder Alonso	1B
Tommy Medica	LF
Will Venable	CF
Rene Rivera	C
Andrew Cashner	RHP

April 6, 2015	
SD	3
@ LAD	6
Attendance	53,518
Wil Myers	CF
Derek Norris	C
Matt Kemp	RF
Justin Upton	LF
Will Middlebrooks	3B
Jedd Gyorko	2B
Yonder Alonso	1B
Clint Barmes	SS
James Shields	RHP

April 4, 2016	
SD	0
@ LAD	15
Attendance	44,317
Jon Jay	CF
Derek Norris	C
Matt Kemp	RF
Wil Myers	1B
Alexei Ramirez	SS
Yangervis Solarte	3B
Melvin Upton Jr.	LF
Cory Spangenberg	2B
Tyson Ross	RHP

CLUB DIRECTORY
 EXECUTIVES
 MANAGER & STAFF
 ADVISORS & BASEBALL OPERATIONS
 SUPPORT STAFF
 PLAYER HEALTH & PERFORMANCE
 24/7 SAN DIEGO PADRES
 HISTORY & RECORDS
 OPPONENTS
 SCOUTING & PLAYER DEVELOPMENT
 PETCO PARK
 COMMUNITY
 MEDIA

HISTORY & RECORDS

April 3, 2017	
SD	3
@ LAD	14
Attendance	53,701
Manuel Margot	CF
Wil Myers	1B
Yangervis Solarte	2B
Hunter Renfro	RF
Ryan Schimpf	3B
Austin Hedges	C
Erick Aybar	SS
Jhoulys Chacin	RHP
Travis Jankowski	LF

March 28, 2019	
SD	2
vs. SF	0
Attendance	44,655
Ian Kinsler	2B
Wil Myers	LF
Manny Machado	3B
Franmil Reyes	RF
Eric Hosmer	1B
Fernando Tatis Jr.	SS
Manuel Margot	CF
Austin Hedges	C
Eric Lauer	LHP

April 1, 2021	
SD	8
vs. ARI	7
Attendance	10,350
Tommy Pham	CF
Fernando Tatis Jr.	SS
Manny Machado	3B
Eric Hosmer	1B
Wil Myers	RF
Jake Cronenworth	2B
Jurickson Profar	LF
Victor Caratini	C
Yu Darvish	RHP

March 30, 2023	
SD	2
vs. COL	7
Attendance	45,103
Trent Grisham	CF
Juan Soto	LF
Manny Machado	3B
Xander Bogaerts	SS
Jake Cronenworth	1B
Matt Carpenter	DH
Austin Nola	C
Ha-Seong Kim	2B
David Dahl	RF
Blake Snell	LHP

March 29, 2018	
SD	1
vs. MIL	2
Attendance	44,649
Manuel Margot	CF
Wil Myers	RF
Eric Hosmer	1B
Jose Pirela	LF
Carlos Asuaje	2B
Chase Headley	3B
Freddy Galvis	SS
Austin Hedges	C
Clayton Richard	LHP

July 24, 2020	
SD	7
vs. ARI	2
Attendance	--
Fernando Tatis Jr.	SS
Manny Machado	3B
Tommy Pham	LF
Jurickson Profar	2B
Eric Hosmer	1B
Wil Myers	RF
Ty France	DH
Francisco Mejia	C
Trent Grisham	CF
Chris Paddack	RHP

April 7, 2022	
SD	2
@ ARI	4
Attendance	35,508
Austin Nola	C
Manny Machado	3B
Jake Cronenworth	2B
Luke Voit	DH
Wil Myers	RF
Eric Hosmer	1B
Jurickson Profar	LF
Ha-Seong Kim	SS
Trent Grisham	CF
Yu Darvish	RHP



HISTORY & RECORDS

ANNUAL BATTING TOTALS								
Year	AVG	Runs	Hits	2B	3B	HR	RBI	SB
1969	.225	468	1,203	180	42	99	431	45
1970	.246	681	1,353	208	36	172	629	60
1971	.233	486	1,250	184	31	96	447	70
1972	.227	488	1,181	168	38	102	452	78
1973	.244	548	1,330	198	26	112	516	88
1974	.229	541	1,239	196	27	99	506	85
1975	.244	552	1,324	215	22	78	505	85
1976	.247	570	1,327	216	37	64	528	92
1977	.249	692	1,397	245	49	120	652	133
1978	.252	591	1,349	208	42	75	542	152
1979	.242	603	1,316	193	53	93	559	100
1980	.255	591	1,410	195	43	67	546	*239
1981	.256	382	963	170	35	32	350	83
1982	.257	675	1,435	217	#52	81	611	165
1983	.250	653	1,384	207	34	93	592	179
1984	.259	686	1,425	207	42	109	629	152
1985	.255	650	1,405	241	28	109	611	60
1986	.261	656	1,442	239	25	136	629	96
1987	.260	668	1,419	209	48	113	621	198
1988	.247	594	1,325	205	35	94	566	123
1989	.251	642	1,360	215	32	120	598	136
1990	.257	673	1,429	243	35	123	628	138
1991	.244	636	1,321	204	36	121	591	101
1992	.255	617	1,396	255	30	135	576	69
1993	.252	679	1,386	239	28	153	633	92
1994	.275	479	1,117	200	19	92	445	79
1995	.272	668	1,345	231	20	116	618	124
1996	.265	771	1,499	285	24	147	718	109
1997	.271	795	1,519	275	16	152	761	140
1998	.253	749	1,390	292	30	167	715	79
1999	.252	710	1,360	256	22	153	671	*174
2000	.254	752	1,413	279	37	157	714	131
2001	.252	789	1,379	273	26	161	753	129
2002	.253	662	1,393	243	29	136	627	71
2003	.261	678	1,442	257	32	128	641	76
2004	.273	768	1,521	304	32	159	722	52
2005	.257	684	1,416	269	39	130	655	99
2006	.263	731	1,465	298	38	161	698	123
2007	.251	741	1,408	322	31	171	704	55
2008	.250	637	1,390	264	27	154	615	36
2009	.242	638	1,315	265	31	141	605	82
2010	.246	665	1,338	236	24	132	630	124
2011	.237	593	1,284	247	42	91	563	*170
2012	.247	651	1,339	272	43	121	610	155
2013	.245	618	1,349	246	26	146	578	118
2014	.226	535	1,199	224	30	109	500	91
2015	.243	650	1,324	260	36	148	623	82
2016	.235	686	1,275	257	26	177	654	125
2017	.234	604	1,251	227	31	189	576	89
2018	.235	617	1,289	250	30	162	583	95
2019	.238	682	1,281	224	24	219	652	70
2020	.257	325	506	103	12	95	312	*55
2021	.242	729	1,305	273	21	180	695	110
2022	.241	705	1,317	275	18	153	682	49
2023	.244	752	1,316	273	14	205	719	137

* Led League

#Tied for League Lead

CLUB
DIRECTORY

EXECUTIVES

MANAGER
& STAFF

SUPPORT STAFF
ADVISORS & BASEBALL
OPERATIONS

PLAYER HEALTH
& PERFORMANCE

24/7 SAN DIEGO
PADRES

HISTORY &
RECORDS

OPPONENTS

SCOUTING & PLAYER
DEVELOPMENT

PETCO PARK

COMMUNITY

MEDIA

HISTORY & RECORDS

ANNUAL PITCHING TOTALS

Year	W	L	ERA	CG	SV	SHO	H	R	ER	HR	BB	SO
1969	52	110	4.24	16	25	9	1,454	746	670	113	592	764
1970	63	99	4.36	24	32	9	1,483	788	697	149	611	886
1971	61	100	3.22	47	17	10	1,351	610	515	93	559	923
1972	58	95	3.78	39	19	17	1,350	665	589	121	618	960
1973	60	102	4.16	34	23	10	1,461	770	661	157	548	845
1974	60	102	4.58	25	19	7	1,536	830	736	124	715	855
1975	71	91	3.48	40	20	12	1,494	683	566	99	521	713
1976	73	89	3.65	47	18	11	1,368	662	581	87	543	652
1977	69	93	4.43	6	44	5	1,556	834	722	160	673	827
1978	84	78	3.28	21	*55	10	1,385	598	522	74	483	744
1979	68	93	3.69	29	25	7	1,438	681	596	108	513	779
1980	73	89	3.65	19	39	9	1,474	654	595	97	536	728
1981	41	69	3.72	9	23	6	1,013	455	414	64	414	492
1982	81	81	3.52	20	41	11	1,348	658	578	139	502	765
1983	81	81	3.62	23	44	5	1,389	653	590	144	528	850
1984	92	70	3.48	13	44	*17	1,327	634	565	122	563	812
1985	83	79	3.40	26	44	19	1,399	622	549	127	*443	727
1986	74	88	3.99	13	32	7	1,406	723	640	150	607	934
1987	65	97	4.27	14	33	10	1,402	763	680	175	602	897
1988	83	78	3.28	30	39	9	1,332	583	528	112	439	885
1989	89	73	3.38	21	52	11	1,359	626	547	133	481	933
1990	75	87	3.68	21	35	12	1,437	673	597	147	507	928
1991	84	78	3.57	14	47	11	1,385	646	577	139	457	921
1992	82	80	3.56	9	46	11	1,444	636	578	111	439	971
1993	61	101	4.23	8	32	6	1,470	772	675	148	558	957
1994	47	70	4.08	8	27	6	1,008	531	474	99	393	862
1995	70	74	4.13	6	35	10	1,242	672	590	142	512	1,047
1996	91	71	3.72	5	47	11	1,395	682	616	147	506	1,194
1997	76	86	4.98	5	43	0	1,581	891	802	172	596	1,059
1998	98	64	3.63	14	*59	11	1,384	635	587	139	501	1,217
1999	74	88	4.47	5	43	6	1,454	781	705	193	529	1,078
2000	76	86	4.52	5	46	5	1,443	815	733	191	649	1,071
2001	79	83	4.52	5	46	1	1,519	812	724	219	476	1,088
2002	66	96	4.62	5	40	2	1,522	815	737	177	582	1,108
2003	64	98	4.87	2	31	10	1,458	831	774	208	611	1,091
2004	87	75	4.03	3	44	8	1,460	705	645	184	422	1,079
2005	82	80	4.13	4	45	8	1,452	726	668	146	503	1,133
2006	88	74	*3.87	4	*50	11	1,385	*679	*629	176	468	1,097
2007	89	74	*3.70	1	45	*20	1,406	*666	*611	119	*474	1,136
2008	63	99	4.41	3	30	6	1,466	764	714	165	561	1,100
2009	75	87	4.37	2	45	9	1,422	769	704	167	603	1,187
2010	90	72	3.39	2	49	20	1,305	*581	549	139	517	1,295
2011	71	91	3.42	0	44	10	1,324	611	551	125	521	1,139
2012	76	86	4.01	4	43	11	1,356	710	640	162	539	1,205
2013	76	86	3.98	3	40	6	1,407	700	643	156	525	1,171
2014	77	85	3.27	4	41	10	1,300	577	523	117	462	1,284
2015	74	88	4.09	1	41	6	1,371	731	655	171	516	1,393
2016	68	94	4.43	1	35	9	1,425	770	708	183	569	1,222
2017	71	91	4.67	2	45	12	1,417	816	742	226	554	1,325
2018	66	96	4.40	0	36	5	1,430	767	713	185	519	1,399
2019	70	92	4.60	0	47	6	1,394	789	732	215	463	1,475
2020	37	23	3.86	1	13	5	456	241	223	70	170	565
2021	79	83	4.10	2	43	11	1,277	708	651	205	516	1,517
2022	89	73	3.81	0	48	15	1,263	660	611	173	468	1,451
2023	82	80	3.73	0	36	11	1,270	648	598	174	557	1,445

* Led League

#Tied for League Lead

HISTORY & RECORDS

ANNUAL BATTING LEADERS

Year	Player	AVG	Year	Player	Hits	Year	Player	HR
1969	Ollie Brown	.264	1969	Ollie Brown	150	1969	Nate Colbert	24
1970	Clarence Gaston	.318	1970	Clarence Gaston	186	1970	Nate Colbert	38
1971	Ollie Brown	.273	1971	Nate Colbert	149	1971	Nate Colbert	27
1972	Clarence Gaston	.269	1972	Nate Colbert	141	1972	Nate Colbert	38
1973	Dave Roberts	.286	1973	Colbert and Kendall	143	1973	Nate Colbert	22
1974	John Grubb	.286	1974	Dave Winfield	132	1974	Willie McCovey	22
1975	Tito Fuentes	.280	1975	Tito Fuentes	158	1975	Willie McCovey	23
1976	Mike Ivie	.291	1976	Dave Winfield	139	1976	Dave Winfield	13
1977	George Hendrick	.311	1977	Dave Winfield	169	1977	Dave Winfield	25
1978	Dave Winfield	.308	1978	Dave Winfield	181	1978	Dave Winfield	24
1979	Dave Winfield	.308	1979	Dave Winfield	184	1979	Dave Winfield	34
1980	Gene Richards	.301	1980	Gene Richards	193	1980	Dave Winfield	20
1981	Luis Salazar	.303	1981	Luis Salazar	121	1981	Jim Lefebvre	8
1982	Terry Kennedy	.295	1982	Terry Kennedy	166	1982	Terry Kennedy	21
1983	Terry Kennedy	.284	1983	Terry Kennedy	156	1983	Terry Kennedy	17
1984	Tony Gwynn	*.351	1984	Tony Gwynn	*213	1984	McReynolds and Nettles	20
1985	Tony Gwynn	.317	1985	Tony Gwynn	197	1985	Carmelo Martinez	21
1986	Tony Gwynn	.329	1986	Tony Gwynn	*211	1986	Kevin McReynolds	26
1987	Tony Gwynn	*.370	1987	Tony Gwynn	*218	1987	John Kruk	20
1988	Tony Gwynn	*.313	1988	Tony Gwynn	163	1988	Carmelo Martinez	18
1989	Tony Gwynn	*.336	1989	Tony Gwynn	*203	1989	Jack Clark	26
1990	Gwynn and Roberts	.309	1990	Tony Gwynn	177	1990	Jack Clark	25
1991	Tony Gwynn	.317	1991	Tony Gwynn	168	1991	Fred McGriff	31
1992	Gary Sheffield	*.330	1992	Gary Sheffield	184	1992	Fred McGriff	*35
1993	Tony Gwynn	.358	1993	Tony Gwynn	175	1993	Phil Plantier	34
1994	Tony Gwynn	*.394	1994	Tony Gwynn	*165	1994	Phil Plantier	18
1995	Tony Gwynn	*.368	1995	Tony Gwynn	#197	1995	Ken Caminiti	26
1996	Tony Gwynn	*.353	1996	Steve Finley	195	1996	Ken Caminiti	40
1997	Tony Gwynn	*.372	1997	Tony Gwynn	*220	1997	Steve Finley	28
1998	Tony Gwynn	.321	1998	Greg Vaughn	156	1998	Greg Vaughn	50
1999	Tony Gwynn	.339	1999	Tony Gwynn	139	1999	Reggie Sanders	26
2000	Phil Nevin	.303	2000	Eric Owens	171	2000	Phil Nevin	31
2001	Phil Nevin	.306	2001	Phil Nevin	167	2001	Phil Nevin	41
2002	Ryan Klesko	.300	2002	Mark Kotsay	169	2002	Ryan Klesko	29
2003	Mark Loretta	.314	2003	Mark Loretta	185	2003	Ryan Klesko	21
2004	Mark Loretta	.335	2004	Mark Loretta	208	2004	Phil Nevin	26
2005	Brian Giles	.301	2005	Brian Giles	164	2005	Ryan Klesko	18
2006	Adrian Gonzalez	.304	2006	Adrian Gonzalez	173	2006	Adrian Gonzalez	24
2007	Adrian Gonzalez	.282	2007	Adrian Gonzalez	182	2007	Adrian Gonzalez	30
2008	Brian Giles	.306	2008	Adrian Gonzalez	172	2008	Adrian Gonzalez	36
2009	Adrian Gonzalez	.277	2009	Adrian Gonzalez	153	2009	Adrian Gonzalez	40
2010	Adrian Gonzalez	.298	2010	Adrian Gonzalez	176	2010	Adrian Gonzalez	31
2011	Cameron Maybin	.264	2011	Bartlett and Maybin	136	2011	Ryan Ludwick	11
2012	Chase Headley	.286	2012	Chase Headley	173	2012	Chase Headley	31
2013	Chris Denorfia	.279	2013	Chris Denorfia	132	2013	Jedd Gyorko	23
2014	Seth Smith	.266	2014	Seth Smith	118	2014	Yasmani Grandal	15
2015	Yangervis Solarte	.270	2015	Matt Kemp	158	2015	Justin Upton	26
2016	Wil Myers	.259	2016	Wil Myers	155	2016	Wil Myers	28
2017	Manuel Margot	.263	2017	Wil Myers	138	2017	Wil Myers	30
2018	Eric Hosmer	.253	2018	Eric Hosmer	155	2018	Hunter Renfroe	26
2019	Eric Hosmer	.265	2019	Eric Hosmer	164	2019	Hunter Renfroe	33
2020	Manny Machado	.304	2020	Manny Machado	68	2020	Fernando Tatis Jr.	17
2021	Fernando Tatis Jr.	.282	2021	Manny Machado	157	2021	Fernando Tatis Jr.	42
2022	Manny Machado	.298	2022	Manny Machado	172	2022	Manny Machado	32
2023	Xander Bogaerts	.285	2023	Xander Bogaerts	170	2023	Juan Soto	35

3.1 PA/Team G

*League Leader

#Tied for League Lead

CLUB DIRECTORY
 EXECUTIVES
 MANAGER & STAFF
 SUPPORT STAFF: ADVISORS & BASEBALL OPERATIONS
 PLAYER HEALTH & PERFORMANCE
 24/7 SAN DIEGO PADDLES
 HISTORY & RECORDS
 OPPONENTS
 SCOUTING & PLAYER DEVELOPMENT
 PETCO PARK
 COMMUNITY
 MEDIA

HISTORY & RECORDS

ANNUAL BATTING LEADERS

Year	Player	2B	Year	Player	3B	Year	Player	RBI
1969	Al Ferrara	22	1969	Nate Colbert	9	1969	Nate Colbert	66
1970	Ollie Brown	34	1970	Clarence Gaston	9	1970	Clarence Gaston	93
1971	Nate Colbert	25	1971	Clarence Gaston	9	1971	Nate Colbert	84
1972	Nate Colbert	27	1972	Lee and Morales	7	1972	Nate Colbert	111
1973	Nate Colbert	25	1973	Clarence Gaston	4	1973	Nate Colbert	80
1974	Derrel Thomas	24	1974	Derrel Thomas	6	1974	Dave Winfield	75
1975	John Grubb	36	1975	Bobby Tolan	4	1975	Dave Winfield	76
1976	Dave Winfield	26	1976	Willie Davis	10	1976	Mike Ivie	70
1977	Ivie and Winfield	29	1977	Almon and Richards	11	1977	Dave Winfield	92
1978	Dave Winfield	30	1978	Gene Richards	*12	1978	Dave Winfield	97
1979	Dave Winfield	29	1979	Dave Winfield	10	1979	Dave Winfield	*118
1980	Gene Richards	26	1980	Gene Richards	8	1980	Dave Winfield	87
1981	Ruppert Jones	34	1981	Gene Richards	12	1981	Gene Richards	42
1982	Terry Kennedy	42	1982	Richards and Templeton	8	1982	Terry Kennedy	97
1983	Terry Kennedy	27	1983	Juan Bonilla	4	1983	Terry Kennedy	98
1984	Carmelo Martinez	28	1984	Tony Gwynn	10	1984	Steve Garvey	86
1985	Steve Garvey	34	1985	Steve Garvey	6	1985	Steve Garvey	81
1986	Tony Gwynn	33	1986	Tony Gwynn	7	1986	Kevin McReynolds	96
1987	Tony Gwynn	36	1987	Tony Gwynn	13	1987	John Kruk	91
1988	Roberto Alomar	24	1988	Garry Templeton	7	1988	Tony Gwynn	70
1989	Alomar and Gwynn	27	1989	Bip Roberts	8	1989	Jack Clark	94
1990	Bip Roberts	36	1990	Tony Gwynn	10	1990	Joe Carter	115
1991	Fernandez and Gwynn	27	1991	Tony Gwynn	11	1991	Fred McGriff	106
1992	Gary Sheffield	34	1992	Jerald Clark	6	1992	Fred McGriff	104
1993	Tony Gwynn	41	1993	Jeff Gardner	7	1993	Phil Plantier	100
1994	Tony Gwynn	35	1994	Bip Roberts	5	1994	Tony Gwynn	64
1995	Caminiti and Gwynn	33	1995	Steve Finley	8	1995	Ken Caminiti	94
1996	Steve Finley	45	1996	Steve Finley	9	1996	Ken Caminiti	130
1997	Tony Gwynn	49	1997	Steve Finley	5	1997	Tony Gwynn	119
1998	Steve Finley	40	1998	Steve Finley	6	1998	Greg Vaughn	119
1999	Gwynn and Nevin	27	1999	Eric Owens	3	1999	Phil Nevin	85
2000	Phil Nevin	34	2000	Eric Owens	7	2000	Phil Nevin	107
2001	Phil Nevin	41	2001	Jackson and Klesko	6	2001	Phil Nevin	126
2002	Ryan Klesko	39	2002	Mark Kotsay	7	2002	Ryan Klesko	95
2003	Kotsay and Loretta	28	2003	Sean Burroughs	6	2003	Mark Loretta	72
2004	Brian Giles	33	2004	Brian Giles	7	2004	Phil Nevin	105
2005	Brian Giles	38	2005	Dave Roberts	10	2005	Brian Giles	83
2006	Adrian Gonzalez	38	2006	Dave Roberts	13	2006	Cameron and Giles	83
2007	Adrian Gonzalez	46	2007	Mike Cameron	6	2007	Adrian Gonzalez	100
2008	Brian Giles	40	2008	Gerut, Giles and Kouzmanoff	4	2008	Adrian Gonzalez	119
2009	Headley and Kouzmanoff	31	2009	Everth Cabrera	8	2009	Adrian Gonzalez	99
2010	Adrian Gonzalez	33	2010	Will Venable	7	2010	Adrian Gonzalez	101
2011	Chase Headley	28	2011	Cameron Maybin	8	2011	Ryan Ludwick	64
2012	Yonder Alonso	39	2012	Will Venable	8	2012	Chase Headley	*115
2013	Chase Headley	35	2013	Will Venable	8	2013	Jedd Gyorko	63
2014	Seth Smith	31	2014	Seth Smith	5	2014	Jedd Gyorko	51
2015	Norris and Solarte	33	2015	Cory Spangenberg	5	2015	Matt Kemp	100
2016	Wil Myers	29	2016	Ryan Schimpf	5	2016	Wil Myers	94
2017	Wil Myers	29	2017	Manuel Margot	7	2017	Wil Myers	74
2018	Galvis and Hosmer	31	2018	Manuel Margot	8	2018	Eric Hosmer	69
2019	Eric Hosmer	29	2019	Fernando Tatis Jr.	6	2019	Eric Hosmer	99
2020	Jake Cronenworth	15	2020	Cronenworth and Grisham	3	2020	Manny Machado	47
2021	Jake Cronenworth	33	2021	Jake Cronenworth	7	2021	Manny Machado	106
2022	Manny Machado	37	2022	Jake Cronenworth	4	2022	Manny Machado	102
2023	Fernando Tatis Jr.	33	2023	Jake Cronenworth	7	2023	Juan Soto	109

*League Leader

#tied for League Lead

HISTORY & RECORDS

ANNUAL BATTING LEADERS								
Year	Player	XBH	Year	Player	Runs	Year	Player	SB
1969	Nate Colbert	53	1969	Ollie Brown	76	1969	Jose Arcia	14
1970	Nate Colbert	61	1970	Clarence Gaston	92	1970	Dave Campbell	18
1971	Nate Colbert	55	1971	Nate Colbert	81	1971	Enzo Hernandez	21
1972	Nate Colbert	67	1972	Nate Colbert	87	1972	Enzo Hernandez	24
1973	Nate Colbert	49	1973	Nate Colbert	73	1973	Hernandez and Thomas	15
1974	McCovey and Winfield	42	1974	Dave Winfield	57	1974	Enzo Hernandez	37
1975	John Grubb	42	1975	Dave Winfield	74	1975	Dave Winfield	23
1976	Dave Winfield	43	1976	Dave Winfield	81	1976	Dave Winfield	26
1977	Dave Winfield	61	1977	Dave Winfield	104	1977	Gene Richards	56
1978	Dave Winfield	59	1978	Gene Richards	90	1978	Ozzie Smith	40
1979	Dave Winfield	71	1979	Dave Winfield	97	1979	Ozzie Smith	28
1980	Dave Winfield	51	1980	Gene Richards	91	1980	Gene Richards	61
1981	Ruppert Jones	39	1981	Jones and Smith	53	1981	Ozzie Smith	22
1982	Terry Kennedy	64	1982	Garry Templeton	76	1982	Alan Wiggins	33
1983	Terry Kennedy	45	1983	Alan Wiggins	83	1983	Alan Wiggins	66
1984	Kevin McReynolds	52	1984	Alan Wiggins	106	1984	Alan Wiggins	70
1985	Steve Garvey	57	1985	Tony Gwynn	90	1985	Garry Templeton	16
1986	Kevin McReynolds	63	1986	Tony Gwynn	#107	1986	Tony Gwynn	37
1987	Tony Gwynn	56	1987	Tony Gwynn	119	1987	Tony Gwynn	56
1988	Roberto Alomar	39	1988	Roberto Alomar	84	1988	Tony Gwynn	26
1989	Jack Clark	46	1989	Alomar and Gwynn	82	1989	Roberto Alomar	42
1990	Joe Carter	52	1990	Bip Roberts	104	1990	Bip Roberts	46
1991	Fred McGriff	51	1991	Fred McGriff	84	1991	Bip Roberts	26
1992	Gary Sheffield	70	1992	Gary Sheffield	87	1992	Tony Fernandez	20
1993	Fred McGriff	68	1993	Ricky Gutierrez	76	1993	Derek Bell	26
1994	Tony Gwynn	48	1994	Tony Gwynn	79	1994	Derek Bell	24
1995	Ken Caminiti	59	1995	Steve Finley	104	1995	Steve Finley	36
1996	Steve Finley	84	1996	Steve Finley	126	1996	Rickey Henderson	37
1997	Tony Gwynn	68	1997	Steve Finley	101	1997	Quilvio Veras	33
1998	Greg Vaughn	82	1998	Greg Vaughn	112	1998	Quilvio Veras	24
1999	Reggie Sanders	57	1999	Quilvio Veras	95	1999	Reggie Sanders	36
2000	Phil Nevin	66	2000	Ryan Klesko	88	2000	Eric Owens	29
2001	Phil Nevin	72	2001	Ryan Klesko	105	2001	Rickey Henderson	25
2002	Ryan Klesko	69	2002	Ryan Klesko	90	2002	Mark Kotsay	11
2003	Mark Loretta	45	2003	Mark Loretta	74	2003	Gary Matthews Jr.	12
2004	Mark Loretta	65	2004	Mark Loretta	108	2004	Kerry Robinson	11
2005	Brian Giles	61	2005	Brian Giles	92	2005	Dave Roberts	23
2006	Mike Cameron	65	2006	Mike Cameron	88	2006	Dave Roberts	49
2007	Adrian Gonzalez	79	2007	Adrian Gonzalez	101	2007	Mike Cameron	18
2008	Adrian Gonzalez	69	2008	Adrian Gonzalez	103	2008	Tadahito Iguchi	8
2009	Adrian Gonzalez	69	2009	Adrian Gonzalez	90	2009	Everth Cabrera	25
2010	Adrian Gonzalez	64	2010	Adrian Gonzalez	87	2010	Will Venable	29
2011	Cameron Maybin	41	2011	Cameron Maybin	82	2011	Cameron Maybin	40
2012	Chase Headley	64	2012	Chase Headley	95	2012	Everth Cabrera	*44
2013	Will Venable	52	2013	Chris Denorfia	67	2013	Everth Cabrera	37
2014	Seth Smith	48	2014	Seth Smith	55	2014	Everth Cabrera	18
2015	Matt Kemp	57	2015	Justin Upton	85	2015	Justin Upton	19
2016	Wil Myers	61	2016	Wil Myers	99	2016	Travis Jankowski	30
2017	Wil Myers	62	2017	Wil Myers	80	2017	Wil Myers	20
2018	Eric Hosmer	51	2018	Eric Hosmer	72	2018	Travis Jankowski	24
2019	Manny Machado	55	2019	Manny Machado	81	2019	Manuel Margot	20
2020	Wil Myers	31	2020	Fernando Tatis Jr.	50	2020	Fernando Tatis Jr.	11
2021	Fernando Tatis Jr.	73	2021	Fernando Tatis Jr.	99	2021	Fernando Tatis Jr.	25
2022	Manny Machado	70	2022	Manny Machado	100	2022	Ha-Seong Kim	12
2023	Juan Soto	68	2023	Juan Soto	97	2023	Ha-Seong Kim	38

*League Leader

#tied for League Lead

CLUB
DIRECTORY

EXECUTIVES

MANAGER
& STAFF

SUPPORT STAFF
ADVISORS & BASEBALL
OPERATIONS

PLAYER HEALTH
& PERFORMANCE

24/7 SAN DIEGO
PADRES

HISTORY &
RECORDS

OPPONENTS

SCOUTING & PLAYER
DEVELOPMENT

PETCO PARK

COMMUNITY

MEDIA

HISTORY & RECORDS

ANNUAL PITCHING LEADERS

Year	Player	ERA	Year	Player	Wins	Year	Player	SO
1969	Joe Niekro	3.70	1969	Niekro and Santorini	8	1969	Clay Kirby	113
1970	Danny Coombs	3.30	1970	Pat Dobson	12	1970	Pat Dobson	185
1971	Dave Roberts	2.10	1971	Clay Kirby	15	1971	Clay Kirby	231
1972	Clay Kirby	3.13	1972	Clay Kirby	12	1972	Clay Kirby	175
1973	Bill Greif	3.21	1973	Steve Arlin	11	1973	Clay Kirby	129
1974	Dave Freisleben	3.65	1974	Freisleben, Greif, Hardy and Spillner	9	1974	Bill Greif	137
1975	Randy Jones	*2.24	1975	Randy Jones	20	1975	Dan Spillner	104
1976	Randy Jones	2.74	1976	Randy Jones	*22	1976	Brent Storm	103
1977	Bob Shirley	3.70	1977	Bob Shirley	12	1977	Bob Shirley	146
1978	Gaylord Perry	2.72	1978	Gaylord Perry	21	1978	Gaylord Perry	154
1979	Gaylord Perry	3.05	1979	Gaylord Perry	12	1979	Gaylord Perry	140
1980	John Curtis	3.51	1980	Shirley and Fingers	11	1980	Steve Mura	107
1981	Juan Eichelberger	3.51	1981	Juan Eichelberger	8	1981	Juan Eichelberger	81
1982	Tim Lollar	3.13	1982	Tim Lollar	16	1982	Tim Lollar	150
1983	Dave Dravecky	3.58	1983	Eric Show	15	1983	Tim Lollar	135
1984	Mark Thurmond	2.97	1984	Eric Show	15	1984	Tim Lollar	131
1985	Dave Dravecky	2.93	1985	Andy Hawkins	18	1985	Eric Show	141
1986	Dave Dravecky	3.07	1986	Hawkins and McCullers	10	1986	Andy Hawkins	117
1987	Eric Show	3.84	1987	Ed Whitson	10	1987	Ed Whitson	135
1988	Eric Show	3.26	1988	Eric Show	16	1988	Eric Show	144
1989	Ed Whitson	2.66	1989	Ed Whitson	16	1989	Bruce Hurst	179
1990	Ed Whitson	2.60	1990	Ed Whitson	14	1990	Bruce Hurst	162
1991	Andy Benes	3.03	1991	Benes and Hurst	15	1991	Andy Benes	167
1992	Andy Benes	3.35	1992	Bruce Hurst	14	1992	Andy Benes	169
1993	Andy Benes	3.35	1993	Andy Benes	15	1993	Andy Benes	179
1994	Joey Hamilton	2.98	1994	Joey Hamilton	9	1994	Andy Benes	*189
1995	Andy Ashby	2.94	1995	Andy Ashby	12	1995	Andy Ashby	150
1996	Fernando Valenzuela	3.62	1996	Joey Hamilton	15	1996	Joey Hamilton	184
1997	Andy Ashby	4.13	1997	Joey Hamilton	12	1997	Andy Ashby	144
1998	Kevin Brown	2.38	1998	Kevin Brown	18	1998	Kevin Brown	257
1999	Andy Ashby	3.80	1999	Andy Ashby	14	1999	Sterling Hitchcock	194
2000	Woody Williams	3.75	2000	Matt Clement	13	2000	Matt Clement	170
2001	Kevin Jarvis	4.79	2001	Kevin Jarvis	12	2001	Kevin Jarvis	133
2002	Brian Lawrence	3.69	2002	Brian Lawrence	12	2002	Brian Lawrence	149
2003	Adam Eaton	4.08	2003	Jake Peavy	12	2003	Jake Peavy	156
2004	Jake Peavy	*2.27	2004	Lawrence and Peavy	15	2004	Jake Peavy	173
2005	Jake Peavy	2.88	2005	Jake Peavy	13	2005	Jake Peavy	*216
2006	Chris Young	3.46	2006	Woody Williams	12	2006	Jake Peavy	215
2007	Jake Peavy	*2.54	2007	Jake Peavy	*19	2007	Jake Peavy	*240
2008	Jake Peavy	2.85	2008	Jake Peavy	10	2008	Jake Peavy	166
2009	Kevin Correia	3.91	2009	Kevin Correia	12	2009	Kevin Correia	142
2010	Mat Latos	2.92	2010	Garland, Latos and Richard	14	2010	Mat Latos	189
2011	Mat Latos	3.47	2011	Aaron Harang	14	2011	Mat Latos	185
2012	Clayton Richard	3.99	2012	Clayton Richard	14	2012	Edinson Volquez	174
2013	Andrew Cashner	3.09	2013	Eric Stults	11	2013	Eric Stults	131
2014	Tyson Ross	2.81	2014	Ian Kennedy and Tyson Ross	13	2014	Ian Kennedy	207
2015	Tyson Ross	3.26	2015	James Shields	13	2015	James Shields	216
2016	Brad Hand	2.92	2016	Luis Perdomo	9	2016	Drew Pomeranz	115
2017	Brad Hand	2.16	2017	Jhoulys Chacin	13	2017	Jhoulys Chacin	153
2018	Matt Strahm	2.05	2018	Lucchesi and Stammen	8	2018	Joey Lucchesi	145
2019	Kirby Yates	*1.19	2019	Joey Lucchesi	10	2019	Joey Lucchesi	158
2020	Dinelson Lamet	2.09	2020	Zach Davies	7	2020	Dinelson Lamet	93
2021	Joe Musgrove	3.18	2021	Joe Musgrove	11	2021	Joe Musgrove	203
2022	Joe Musgrove	2.93	2022	Yu Darvish	16	2022	Yu Darvish	197
2023	Blake Snell	*2.25	2023	Blake Snell & Michael Wacha	14	2023	Blake Snell	234

ERA is minimum 60 IP.

*League Leader

#tied for League Lead

HISTORY & RECORDS

ANNUAL PITCHING LEADERS

Year	Player	IP	Year	Player	CG	Year	Player	SHO
1969	Clay Kirby	215.2	1969	Joe Niekro	8	1969	Joe Niekro	3
1970	Pat Dobson	215.0	1970	Pat Dobson	8	1970	David A. Roberts	2
1971	Dave Roberts	269.2	1971	Dave Roberts	14	1971	Steve Arlin	4
1972	Steve Arlin	250.0	1972	Steve Arlin	12	1972	Fred Norman	6
1973	Bill Greif	199.1	1973	Bill Greif	9	1973	Arlin and Greif	3
1974	Bill Greif	226.0	1974	Bill Greif	7	1974	Dan Spillner	2
1975	Randy Jones	285.0	1975	Randy Jones	18	1975	Randy Jones	6
1976	Randy Jones	*315.1	1976	Randy Jones	*25	1976	Randy Jones	5
1977	Bob Shirley	214.0	1977	Bob Owchinko	3	1977	Bob Owchinko	2
1978	Gaylord Perry	260.2	1978	Randy Jones	7	1978	Jones, Perry and Rasmus	2
1979	Randy Jones	263.0	1979	Gaylord Perry	10	1979	Eric Rasmussen	3
1980	John Curtis	187.0	1980	John Curtis	6	1980	Randy Jones	3
1981	Juan Eichelberger	141.1	1981	Chris Welsh	4	1981	Chris Welsh	2
1982	Tim Lollar	232.2	1982	Juan Eichelberger	8	1982	Lollar and Show	2
1983	Eric Show	200.2	1983	Dave Dravecky	9	1983	Eric Show	2
1984	Eric Show	206.2	1984	Dravecky, Lollar and Show	3	1984	Dravecky and Lollar	2
1985	Eric Show	233.0	1985	LaMarr Hoyt	8	1985	LaMarr Hoyt	3
1986	Andy Hawkins	209.1	1986	Dravecky and Hawkins	3	1986	Dravecky, Hawkins, Jones & Thurmond	1
1987	Eric Show	206.1	1987	Eric Show	5	1987	Eric Show	3
1988	Eric Show	234.2	1988	Eric Show	13	1988	Andy Hawkins	2
1989	Bruce Hurst	244.2	1989	Bruce Hurst	10	1989	Bruce Hurst	2
1990	Ed Whitson	228.2	1990	Bruce Hurst	9	1990	Bruce Hurst	4
1991	Andy Benes	223.0	1991	Benes and Hurst	4	1991	Greg Harris	2
1992	Andy Benes	231.1	1992	Bruce Hurst	6	1992	Bruce Hurst	4
1993	Andy Benes	230.2	1993	Benes and Gr. Harris	4	1993	Andy Benes	2
1994	Andy Benes	172.1	1994	Andy Ashby	4	1994	Andy Benes	2
1995	Joey Hamilton	204.1	1995	Ashby and Hamilton	2	1995	Ashby and Hamilton	2
1996	Joey Hamilton	211.2	1996	Joey Hamilton	3	1996	Joey Hamilton	1
1997	Andy Ashby	200.2	1997	Andy Ashby	2	1997	none	—
1998	Kevin Brown	257.0	1998	Kevin Brown	7	1998	Kevin Brown	3
1999	Woody Williams	208.1	1999	Andy Ashby	4	1999	Andy Ashby	3
2000	Matt Clement	205.0	2000	Woody Williams	4	2000	none	—
2001	Bobby Jones	195.0	2001	Adam Eaton	2	2001	Kevin Jarvis	1
2002	Brian Lawrence	210.0	2002	Brett Tomko	3	2002	Brian Lawrence	2
2003	Brian Lawrence	210.2	2003	Eaton and Lawrence	1	2003	none	—
2004	Brian Lawrence	203.0	2004	Brian Lawrence	2	2004	Brian Lawrence	1
2005	Jake Peavy	203.0	2005	Jake Peavy	3	2005	Jake Peavy	3
2006	Jake Peavy	202.1	2006	Jake Peavy	2	2006	Hensley and Park	1
2007	Jake Peavy	223.1	2007	Greg Maddux	1	2007	none	—
2008	Jake Peavy	173.2	2008	Banks, Peavy and Young	1	2008	none	—
2009	Kevin Correia	198.0	2009	Correia and Peavy	1	2009	Kevin Correia	1
2010	Clayton Richard	201.2	2010	Latos and Richard	1	2010	Latos and Richard	1
2011	Mat Latos	194.1	2011	none	—	2011	none	—
2012	Clayton Richard	218.2	2012	Bass, Marquis, Richard and Volquez	1	2012	Marquis, Richard and Volquez	1
2013	Eric Stults	203.2	2013	Eric Stults	2	2013	Andrew Cashner	1
2014	Ian Kennedy	201.0	2014	Cashner and Ross	2	2014	Andrew Cashner	2
2015	James Shields	202.1	2015	Tyson Ross	1	2015	none	—
2016	Luis Perdomo	146.2	2016	Luis Perdomo	1	2016	none	—
2017	Clayton Richard	197.1	2017	Clayton Richard	2	2017	Clayton Richard	1
2018	Clayton Richard	158.2	2018	none	—	2018	none	—
2019	Joey Lucchesi	163.2	2019	none	—	2019	none	—
2020	Zach Davies	69.1	2020	Mike Clevinger	1	2020	Mike Clevinger	1
2021	Joe Musgrove	181.1	2021	Joe Musgrove	2	2021	Joe Musgrove	2
2022	Yu Darvish	194.2	2022	none	0	2022	none	0
2023	Blake Snell	180.0	2023	none	0	2023	none	0

*League Leader

#Tied for League Lead

CLUB
DIRECTORY

EXECUTIVES

MANAGER
& STAFF

SUPPORT STAFF:
ADVISORS & BASEBALL
OPERATIONS

PLAYER HEALTH
& PERFORMANCE

24.5 ANTI-DETOX
PADRES

HISTORY &
RECORDS

OPPONENTS

SCOUTING & PLAYER
DEVELOPMENT

PETCO PARK

COMMUNITY

MEDIA

HISTORY & RECORDS

ANNUAL PITCHING LEADERS

Year	Player	Saves	Year	Player	GS	Year	Player	App.
1969	Billy McCool	7	1969	Clay Kirby	35	1969	Jack Baldschun	61
1970	Tom Dukes	10	1970	Kirby and Dobson	34	1970	Ron Herbel	64
1971	Al Severinsen	8	1971	Clay Kirby	36	1971	Al Severinsen	59
1972	Mike Corkins	6	1972	Steve Arlin	37	1972	Gary Ross	60
1973	Mike Caldwell	10	1973	Greif and Kirby	31	1973	Gary Ross	58
1974	Vicente Romo	9	1974	Bill Greif	35	1974	Larry Hardy	76
1975	Frisella and Greif	9	1975	Randy Jones	36	1975	Dave Tomlin	67
1976	Butch Metzger	16	1976	Randy Jones	40	1976	Butch Metzger	77
1977	Rollie Fingers	*35	1977	Bob Shirley	35	1977	Rollie Fingers	78
1978	Rollie Fingers	*37	1978	Gaylord Perry	37	1978	Rollie Fingers	67
1979	Rollie Fingers	13	1979	Randy Jones	39	1979	Rollie Fingers	54
1980	Rollie Fingers	23	1980	Curtis and Wise	27	1980	Rollie Fingers	66
1981	Gary Lucas	13	1981	Juan Eichelberger	24	1981	Gary Lucas	57
1982	Gary Lucas	13	1982	Tim Lollar	34	1982	Gary Lucas	65
1983	Gary Lucas	17	1983	Eric Show	33	1983	Luis DeLeon	63
1984	Rich Gossage	25	1984	Eric Show	35	1984	Gossage and Lefferts	62
1985	Rich Gossage	26	1985	Lollar and Whitson	31	1985	Craig Lefferts	60
1986	Rich Gossage	21	1986	Show and Whitson	34	1986	Craig Lefferts	83
1987	Lance McCullers	16	1987	Andy Hawkins	34	1987	Lance McCullers	78
1988	Mark Davis	28	1988	Hawkins and Whitson	33	1988	Mark Davis	62
1989	Mark Davis	*44	1989	Hurst, Rasmussen and Whitson	33	1989	Mark Davis	70
1990	Craig Lefferts	23	1990	Bruce Hurst	33	1990	Greg Harris	73
1991	Craig Lefferts	23	1991	Andy Benes	33	1991	Maddux and Rodriguez	64
1992	Randy Myers	38	1992	Andy Benes	34	1992	Randy Myers	66
1993	Gene Harris	23	1993	Greg Harris	35	1993	Gene Harris	59
1994	Trevor Hoffman	20	1994	Andy Benes	25	1994	Pedro Martinez	48
1995	Trevor Hoffman	31	1995	Andy Ashby	31	1995	Trevor Hoffman	55
1996	Trevor Hoffman	42	1996	Hamilton and Tewksbury	33	1996	Trevor Hoffman	70
1997	Trevor Hoffman	37	1997	Andy Ashby	30	1997	Trevor Hoffman	70
1998	Trevor Hoffman	*53	1998	Kevin Brown	35	1998	Dan Miceli	67
1999	Trevor Hoffman	40	1999	Hitchcock and Williams	33	1999	Dan Miceli	66
2000	Trevor Hoffman	43	2000	Matt Clement	34	2000	Hoffman and Walker	70
2001	Trevor Hoffman	43	2001	Bobby Jones	33	2001	Trevor Hoffman	62
2002	Trevor Hoffman	38	2002	Brett Tomko	32	2002	Jeremy Fikac	65
2003	Rod Beck	20	2003	Brian Lawrence	33	2003	Mike Matthews	77
2004	Trevor Hoffman	41	2004	Brian Lawrence	34	2004	Linebrink and Otsuka	73
2005	Trevor Hoffman	43	2005	Brian Lawrence	33	2005	Scott Linebrink	73
2006	Trevor Hoffman	*46	2006	Jake Peavy	32	2006	Embree and Linebrink	73
2007	Trevor Hoffman	42	2007	Maddux and Peavy	34	2007	Heath Bell	81
2008	Trevor Hoffman	30	2008	Jake Peavy	27	2008	Heath Bell	74
2009	Heath Bell	*42	2009	Kevin Correia	33	2009	Luke Gregerson	72
2010	Heath Bell	47	2010	Garland and Richard	33	2010	Luke Gregerson	80
2011	Heath Bell	43	2011	Latos and Stauffer	31	2011	Chad Qualls	77
2012	Huston Street	23	2012	Clayton Richard	#33	2012	Luke Gregerson	77
2013	Huston Street	33	2013	Eric Stults	33	2013	Luke Gregerson	73
2014	Huston Street	24	2014	Ian Kennedy	33	2014	Thayer and Torres	70
2015	Craig Kimbrel	39	2015	Ross and Shields	33	2015	Joaquin Benoit	67
2016	Fernando Rodney	17	2016	Christian Friedrich	23	2016	Brad Hand	*82
2017	Brad Hand	21	2017	Chacin and Richard	32	2017	Brad Hand	72
2018	Brad Hand	24	2018	Clayton Richard	27	2018	Craig Stammen	73
2019	Kirby Yates*	41	2019	Joey Lucchesi	30	2019	Craig Stammen	76
2020	Pomeranz and Rosenthal	4	2020	Davies/Lamet/Paddock	12	2020	Stammen and Johnson	24
2021	Mark Melancon	*39	2021	Joe Musgrove	31	2021	Tim Hill	78
2022	Taylor Rogers	28	2022	Darvish/Musgrove	30	2022	Luis Garcia	64
2023	Mark Melancon	33	2023	Blake Snell	32	2023	Nick Martinez	63

*League Leader

#Tied for League Lead

HISTORY & RECORDS

CAREER BATTING LEADERS

Games		
1	Tony Gwynn	2,440
2	Garry Templeton	1,286
3	Dave Winfield	1,117
4	Tim Flannery	972
5	Gene Richards	939
6	Chase Headley	935
7	Will Venable	918
8	Wil Myers	888
9	Nate Colbert	866
10	Terry Kennedy	835

AVG		
1	Tony Gwynn	.338
2	Mark Loretta	.314
3	Bip Roberts	.298
4	Ken Caminiti	.295
5	Gene Richards	.291
6	Wally Joyner	.291
7	Adrian Gonzalez	.288
8	Phil Nevin	.288
9	Johnny Grubb	.286
10	Dave Winfield	.284

OBP		
1	Gene Tenace	.403
2	Tony Gwynn	.388
3	Fred McGriff	.388
4	Ken Caminiti	.384
5	Ryan Klesko	.381
6	Brian Giles	.380
7	Mark Loretta	.377
8	Wally Joyner	.376
9	Adrian Gonzalez	.374
10	Quilvio Veras	.366

SLG		
1	Fernando Tatis Jr.	.543
2	Ken Caminiti	.540
3	Fred McGriff	.519
4	Adrian Gonzalez	.514
5	Phil Nevin	.503
6	Manny Machado	.495
7	Ryan Klesko	.491
8	Nate Colbert	.469
9	Dave Winfield	.464
10	Tony Gwynn	.459

OPS		
1	Ken Caminiti	.924
2	Fred McGriff	.906
3	Fernando Tatis Jr.	.896
4	Adrian Gonzalez	.888
5	Ryan Klesko	.872
6	Phil Nevin	.862
7	Tony Gwynn	.847
8	Manny Machado	.839
9	Gene Tenace	.825
10	Dave Winfield	.821

Hits		
1	Tony Gwynn	3,141
2	Garry Templeton	1,135
3	Dave Winfield	1,134
4	Gene Richards	994
5	Chase Headley	879
6	Brian Giles	872
7	Adrian Gonzalez	856
8	Phil Nevin	842
9	Terry Kennedy	817
10	Ryan Klesko	786

2B		
1	Tony Gwynn	543
2	Garry Templeton	195
3	Brian Giles	189
4	Chase Headley	187
5	Dave Winfield	179
6	Adrian Gonzalez	176
	Ryan Klesko	176
8	Wil Myers	171
9	Terry Kennedy	158
	Phil Nevin	158

3B		
1	Tony Gwynn	85
2	Gene Richards	63
3	Dave Winfield	39
	Will Venable	39
5	Garry Templeton	36
6	Cito Gaston	29
7	Steve Finley	28
8	Tim Flannery	25
	Brian Giles	25
10	Luis Salazar	24

HR		
1	Nate Colbert	163
2	Adrian Gonzalez	161
3	Phil Nevin	156
4	Dave Winfield	154
5	Tony Gwynn	135
6	Wil Myers	134
7	Ryan Klesko	133
8	Ken Caminiti	121
9	Manny Machado	108
10	Hunter Renfroe	89

RBI		
1	Tony Gwynn	1,138
2	Dave Winfield	626
3	Phil Nevin	573
4	Adrian Gonzalez	501
5	Ryan Klesko	493
6	Nate Colbert	481
7	Wil Myers	433
8	Manny Machado	431
9	Garry Templeton	427
10	Terry Kennedy	424

Runs Scored		
1	Tony Gwynn	1,383
2	Dave Winfield	599
3	Gene Richards	484
4	Brian Giles	470
5	Adrian Gonzalez	464
6	Ryan Klesko	449
7	Nate Colbert	442
8	Wil Myers	435
9	Garry Templeton	430
10	Phil Nevin	428

AB		
1	Tony Gwynn	9,288
2	Garry Templeton	4,512
3	Dave Winfield	3,997
4	Gene Richards	3,414
5	Chase Headley	3,338
6	Brian Giles	3,129
7	Nate Colbert	3,080
8	Wil Myers	3,039
9	Terry Kennedy	2,987
10	Adrian Gonzalez	2,975

BB		
1	Tony Gwynn	790
2	Brian Giles	509
3	Ryan Klesko	470
4	Dave Winfield	463
5	Gene Tenace	423
6	Adrian Gonzalez	403
7	Chase Headley	383
8	Nate Colbert	350
9	Wil Myers	339
10	Gene Richards	338

SO		
1	Wil Myers	940
2	Chase Headley	864
3	Nate Colbert	773
4	Will Venable	722
5	Garry Templeton	684
6	Phil Nevin	669
7	Adrian Gonzalez	618
8	Cito Gaston	595
9	Dave Winfield	585
10	Khalil Greene	521

SB		
1	Tony Gwynn	319
2	Gene Richards	242
3	Alan Wiggins	171
4	Bip Roberts	148
5	Ozzie Smith	147
6	Everth Cabrera	136
7	Dave Winfield	133
8	Will Venable	130
9	Enzo Hernandez	129
10	Garry Templeton	101

Min. 1,500 PA for AVG., OBP, SLG and OPS

HISTORY & RECORDS

CAREER PITCHING LEADERS

Wins		
1	Eric Show	100
2	Randy Jones	92
	Jake Peavy	92
4	Ed Whitson	77
5	Andy Ashby	70
6	Andy Benes	69
7	Andy Hawkins	60
8	Clayton Richard	58
9	Joey Hamilton	55
	Bruce Hurst	55

Losses		
1	Randy Jones	105
2	Eric Show	87
3	Clay Kirby	81
4	Andy Benes	75
5	Ed Whitson	72
6	Jake Peavy	68
	Clayton Richard	68
8	Trevor Hoffman	64
9	Steve Arlin	62
	Andy Ashby	62

Winning Percentage		
1	Bruce Hurst	.591
2	Jake Peavy	.575
3	Joey Hamilton	.556
4	Eric Show	.535
5	Adam Eaton	.534
6	Woody Williams	.531
7	Andy Ashby	.530
8	Ed Whitson	.517
9	Dave Dravecky	.515
10	Andy Hawkins	.508

Appearances		
1	Trevor Hoffman	902
2	Craig Lefferts	375
3	Luke Gregerson	363
4	Heath Bell	354
5	Craig Stammen	333
6	Eric Show	309
7	Scott Linebrink	306
8	Joe Thatcher	287
9	Rollie Fingers	265
10	Randy Jones	264

GS		
1	Randy Jones	253
2	Eric Show	230
3	Jake Peavy	212
4	Ed Whitson	208
5	Andy Benes	186
6	Andy Ashby	185
7	Clayton Richard	175
8	Andy Hawkins	172
9	Clay Kirby	170
10	Brian Lawrence	146

Shutouts		
1	Randy Jones	18
2	Steve Arlin	11
	Eric Show	11
4	Bruce Hurst	10
5	Andy Benes	8
6	Andy Hawkins	7
	Clay Kirby	7
8	Andy Ashby	6
	Dave Dravecky	6
	Dave Freisleben	6
	Fred Normon	6
	Ed Whitson	6

Saves		
1	Trevor Hoffman	552
2	Heath Bell	134
3	Rollie Fingers	108
4	Goose Gossage	83
5	Huston Street	80
6	Mark Davis	78
7	Craig Lefferts	64
8	Kirby Yates	56
9	Gary Lucas	49
10	Brad Hand	46

Innings Pitched		
1	Randy Jones	1,766.0
2	Eric Show	1,603.1
3	Ed Whitson	1,354.1
4	Jake Peavy	1,342.2
5	Andy Benes	1,235.0
6	Andy Ashby	1,212.0
7	Clay Kirby	1,128.0
8	Andy Hawkins	1,102.2
9	Clayton Richard	1,046.1
10	Trevor Hoffman	952.1

ERA		
1	Trevor Hoffman	2.76
2	Dave Dravecky	3.12
3	Bruce Hurst	3.27
4	Jake Peavy	3.29
5	Randy Jones	3.30
6	Andy Benes	3.57
7	Eric Show	3.59
8	Andy Ashby	3.59
9	Ed Whitson	3.69
10	Clay Kirby	3.73

SO		
1	Jake Peavy	1,348
2	Andy Benes	1,036
3	Trevor Hoffman	1,029
4	Eric Show	951
5	Andy Ashby	829
6	Clay Kirby	802
7	Ed Whitson	767
8	Clayton Richard	678
9	Randy Jones	677
10	Joey Hamilton	639

BB		
1	Eric Show	593
2	Clay Kirby	505
3	Jake Peavy	435
4	Randy Jones	414
5	Andy Hawkins	412
6	Andy Benes	402
7	Clayton Richard	356
8	Steve Arlin	351
9	Ed Whitson	350
10	Dave Freisleben	346

Opponent AVG		
1	Trevor Hoffman	.211
2	Jake Peavy	.232
3	Andy Benes	.242
4	Clay Kirby	.243
5	Dave Dravecky	.243
6	Bruce Hurst	.244
7	Eric Show	.245
8	Ed Whitson	.256
9	Randy Jones	.256
10	Adam Eaton	.257

SO/9		
1	Trevor Hoffman	9.72
2	Jake Peavy	9.04
3	Andy Benes	7.55
4	Adam Eaton	7.04
5	Clay Kirby	6.4
6	Andy Ashby	6.16
7	Joey Hamilton	6.15
8	Bruce Hurst	6.08
9	Clayton Richard	5.83
10	Woody Williams	5.75

GIDP		
1	Randy Jones	176
2	Clayton Richard	139
3	Andy Ashby	122
4	Eric Show	114
5	Ed Whitson	103
6	Brian Lawrence	98
	Jake Peavy	98
8	Joey Hamilton	97
9	Andy Hawkins	88
10	Dave Dravecky	74

Min. 750.0 IP for ERA, Winning Percentage, SO/9 and Opponent AVG.

HISTORY & RECORDS

SINGLE-SEASON BATTING LEADERS

Games Played			
1	Dave Winfield	1980	162
	Steve Garvey	1985	162
	Joe Carter	1990	162
	Adrian Gonzalez	2008	162
	Freddy Galvis	2018	162
	Juan Soto	2023	162
7	Steve Garvey	1984	161
	Steve Finley	1996	161
	Adrian Gonzalez	2007	161
	Chase Headley	2010	161
	Chase Headley	2012	161

AVG.			
1	Tony Gwynn	1994	.394
2	Tony Gwynn	1997	.372
3	Tony Gwynn	1987	.370
4	Tony Gwynn	1995	.368
5	Tony Gwynn	1993	.358
6	Tony Gwynn	1984	.351
7	Tony Gwynn	1989	.336
8	Mark Loretta	2004	.335
9	Gary Sheffield	1992	.330
10	Tony Gwynn	1986	.329

OBP			
1	Tony Gwynn	1994	.454
2	Tony Gwynn	1987	.447
3	Brian Giles	2005	.423
4	Gene Tenace	1977	.415
5	Rickey Henderson	1996	.410
	Juan Soto	2023	.410
	Jack Clark	1989	.410
	Tony Gwynn	1984	.410
9	Tony Gwynn	1997	.409
10	Ken Caminiti	1996	.408

SLG			
1	Ken Caminiti	1996	.621
2	Fernando Tatis Jr.	2021	.611
3	Wil Myers	2020	.606
4	Greg Vaughn	1998	.597
5	Phil Nevin	2001	.588
6	Gary Sheffield	1992	.580
	Manny Machado	2020	.580
8	Fernando Tatis Jr.	2020	.571
9	Tony Gwynn	1994	.568
10	Dave Winfield	1979	.558

OPS			
1	Ken Caminiti	1996	1.028
2	Tony Gwynn	1994	1.022
3	Phil Nevin	2001	.976
4	Fernando Tatis Jr.	2021	.975
5	Gary Sheffield	1992	.965
6	Greg Vaughn	1998	.960
7	Wil Myers	2020	.959
8	Adrian Gonzalez	2009	.958
9	Tony Gwynn	1987	.958
10	Tony Gwynn	1997	.957

Hits				
1	Tony Gwynn	1997	220	
2	Tony Gwynn	1987	218	
3	Tony Gwynn	1984	213	
4	Tony Gwynn	1986	211	
5	Mark Loretta	2004	208	
6	Tony Gwynn	1989	203	
7	Tony Gwynn	1985	197	
	Tony Gwynn	1995	197	
9	Steve Finley	1996	195	
10	Gene Richards	1980	193	

2B				
1	Tony Gwynn	1997	49	
2	Mark Loretta	2004	47	
3	Adrian Gonzalez	2007	46	
4	Steve Finley	1996	45	
5	Khalil Greene	2007	44	
6	Terry Kennedy	1982	42	
7	Tony Gwynn	1993	41	
8	Steve Finley	1998	40	
	Brian Giles	2008	40	
10	Ryan Klesko	2002	39	
	Yonder Alonso	2012	39	

3B				
1	Tony Gwynn	1987	13	
	Dave Roberts	2006	13	
3	Gene Richards	1978	12	
	Gene Richards	1981	12	
5	Bill Almon	1977	11	
	Gene Richards	1977	11	
	Tony Gwynn	1991	11	
8	Willie Davis	1976	10	
	Dave Winfield	1979	10	
	Tony Gwynn	1984	10	
	Tony Gwynn	1990	10	
	Dave Roberts	2005	10	

HR				
1	Greg Vaughn	1998	50	
2	Fernando Tatis Jr.	2021	42	
3	Phil Nevin	2001	41	
4	Ken Caminiti	1996	40	
	Adrian Gonzalez	2009	40	
6	Nate Colbert	1970	38	
	Nate Colbert	1972	38	
8	Adrian Gonzalez	2008	36	
9	Fred McGriff	1992	35	
	Juan Soto	2023	35	

RBI				
1	Ken Caminiti	1996	130	
2	Phil Nevin	2001	126	
3	Tony Gwynn	1997	119	
	Greg Vaughn	1998	119	
	Adrian Gonzalez	2008	119	
6	Dave Winfield	1979	118	
7	Joe Carter	1990	115	
	Chase Headley	2012	115	
9	Ryan Klesko	2001	113	
10	Nate Colbert	1972	111	

Runs Scored				
1	Steve Finley	1996	126	
2	Tony Gwynn	1987	119	
3	Greg Vaughn	1998	112	
4	Rickey Henderson	1996	110	
5	Ken Caminiti	1996	109	
6	Mark Loretta	2004	108	
7	Tony Gwynn	1986	107	
8	Alan Wiggins	1984	106	
9	Ryan Klesko	2001	105	
10	Three Players		104	

AB				
1	Steve Finley	1996	655	
2	Steve Garvey	1985	654	
3	Adrian Gonzalez	2007	646	
4	Gene Richards	1980	642	
	Tony Gwynn	1986	642	
6	Joe Carter	1990	634	
7	Kevin Kouzmanoff	2008	624	
8	Roberto Alomar	1989	623	
9	Tony Gwynn	1985	622	
	Tony Fernandez	1992	622	

BB				
1	Jack Clark	1989	132	
	Juan Soto	2023	132	
3	Gene Tenace	1977	125	
	Rickey Henderson	1996	125	
5	Brian Giles	2005	119	
	Adrian Gonzalez	2009	119	
7	Gene Tenace	1979	105	
	Fred McGriff	1991	105	
9	Jack Clark	1990	104	
	Brian Giles	2006	104	

SO				
1	Wil Myers	2017	180	
2	Wil Myers	2019	168	
3	Eric Hosmer	2019	163	
4	Mike Cameron	2007	160	
	Wil Myers	2016	160	
6	Justin Upton	2015	159	
7	Chase Headley	2012	157	
8	Hunter Renfroe	2019	154	
	Trent Grisham	2023	154	
10	Fernando Tatis Jr.	2021	153	

SB				
1	Alan Wiggins	1984	70	
2	Alan Wiggins	1983	66	
3	Gene Richards	1980	61	
4	Ozzie Smith	1980	57	
5	Gene Richards	1977	56	
	Tony Gwynn	1987	56	
7	Jerryumphrey	1980	52	
8	Dave Roberts	2006	49	
9	Bip Roberts	1990	46	
10	Everth Cabrera	2012	44	

CLUB DIRECTORY | EXECUTIVES | MANAGER & STAFF | SUPPORT STAFF, ADVISORS & BASEBALL OPERATIONS | PLAYER HEALTH & PERFORMANCE | 24/7 SAN DIEGO PADDLES | HISTORY & RECORDS | OPPONENTS | SCOUTING & PLAYER DEVELOPMENT | PETCO PARK | COMMUNITY | MEDIA

HISTORY & RECORDS

SINGLE-SEASON PITCHING LEADERS

Wins			
1	Randy Jones	1976	22
2	Gaylord Perry	1978	21
3	Randy Jones	1975	20
4	Jake Peavy	2007	19
5	Andy Hawkins	1985	18
	Kevin Brown	1998	18
7	Andy Ashby	1998	17
8	Yu Darvish	2022	16
	Tim Lollar	1982	16
	LaMarr Hoyt	1985	16
	Eric Show	1988	16
	Ed Whitson	1989	16

Losses			
1	Randy Jones	1974	22
2	Steve Arlin	1972	21
3	Clay Kirby	1969	20
4	Steve Arlin	1971	19
	Bill Greif	1974	19
	Bobby Jones	2001	19
7	Clay Kirby	1973	18
	Bob Shirley	1977	18
9	Joe Niekro	1969	17
	Dave Roberts	1971	17
	Bill Greif	1973	17
	Matt Clement	2000	17
	Eric Stults	2014	17

Winning Percentage			
1	Gaylord Perry	1978	.778
	Dennis Rasmussen	1988	.778
	Michael Wacha	2023	.778
4	Jake Peavy	2007	.760
5	Butch Metzger	1976	.733
6	Kevin Brown	1998	.720
7	Jake Peavy	2004	.714
8	Woody Williams	2006	.706
9	Andy Hawkins	1985	.692
10	Adam Eaton	2005	.688
	Chris Young	2006	.688

(min. 15 decisions)

Appearances			
1	Craig Lefferts	1986	83
2	Brad Hand	2016	82
3	Heath Bell	2007	81
4	Cla Meredith	2007	80
	Luke Gregerson	2010	80
6	Rollie Fingers	1977	78
7	Tim Hill	2021	78
	Lance McCullers	1987	78

Games Started			
1	Randy Jones	1976	40
2	Randy Jones	1979	39
3	Steve Arlin	1972	37
	Gaylord Perry	1978	37
5	Clay Kirby	1971	36
	Randy Jones	1975	36
	Randy Jones	1978	36
8	Clay Kirby	1969	35
	Bill Greif	1974	35
	Bob Shirley	1977	35
	Eric Show	1985	35
	Andy Hawkins	1986	35
	Kevin Brown	1998	35

Complete Games			
1	Randy Jones	1976	25
2	Randy Jones	1975	18
3	Dave Roberts	1971	14
4	Clay Kirby	1971	13
	Eric Show	1988	13
6	Steve Arlin	1972	12
7	Steve Arlin	1971	10
	Fred Norman	1972	10
	Gaylord Perry	1979	10
	Bruce Hurst	1989	10

Shutouts			
1	Fred Norman	1972	6
	Randy Jones	1975	6
3	Randy Jones	1976	5
4	Steve Arlin	1971	4
	Bruce Hurst	1990	4
	Bruce Hurst	1992	4
7	13 Players		3

Saves			
1	Trevor Hoffman	1998	53
2	Heath Bell	2010	47
3	Trevor Hoffman	2006	46
4	Mark Davis	1989	44
5	Trevor Hoffman	2000	43
	Trevor Hoffman	2001	43
	Trevor Hoffman	2005	43
	Heath Bell	2011	43
9	Trevor Hoffman	1996	42
	Trevor Hoffman	2007	42
	Heath Bell	2009	42

IP			
1	Randy Jones	1976	315.1
2	Randy Jones	1975	285.0
3	Dave Roberts	1971	269.2
4	Clay Kirby	1971	267.1
5	Randy Jones	1979	263.0
6	Gaylord Perry	1978	260.2
7	Kevin Brown	1998	257.0
8	Randy Jones	1978	253.0
9	Pat Dobson	1970	251.0
10	Steve Arlin	1972	250.0

ERA			
1	Dave Roberts	1971	2.10
2	Randy Jones	1975	2.24
3	Blake Snell	2023	2.25
4	Jake Peavy	2004	2.27
5	Kevin Brown	1998	2.38
6	Jake Peavy	2007	2.54
7	Ed Whitson	1990	2.60
8	Ed Whitson	1989	2.66
9	Bruce Hurst	1989	2.69
10	Gaylord Perry	1978	2.73

SO			
1	Kevin Brown	1998	257
2	Jake Peavy	2007	240
3	Blake Snell	2023	234
4	Clay Kirby	1971	231
5	Jake Peavy	2005	216
	James Shields	2015	216
7	Jake Peavy	2006	215
8	Tyson Ross	2015	212
9	Ian Kennedy	2014	207
10	Joe Musgrove	2021	203

BB			
1	Matt Clement	2000	125
2	Steve Arlin	1972	122
3	Clay Kirby	1970	120
4	Clay Kirby	1972	116
5	Dave Freisleben	1974	112
6	Joey Hamilton	1998	106
7	Tim Lollar	1984	105
	Edinson Volquez	2012	105
9	Steve Arlin	1971	103
	Clay Kirby	1971	103

Opponent AVG			
1	Blake Snell	2023	.181
2	Chris Young	2007	.192
3	Chris Young	2006	.206
4	Yu Darvish	2022	.207
5	Jake Peavy	2007	.208
6	Joe Musgrove	2021	.213
7	Clay Kirby	1971	.216
8	Mat Latos	2010	.217
9	Jake Peavy	2005	.217
10	Yu Darvish	2021	.222

SO/9			
1	Blake Snell	2023	11.70
2	Yu Darvish	2021	10.77
3	Joe Musgrove	2021	10.08
4	Andy Benes	1994	9.87
5	Tyson Ross	2015	9.73
6	Jake Peavy	2007	9.67
7	James Shields	2015	9.61
8	Jake Peavy	2005	9.58
9	Jake Peavy	2006	9.56
10	Jake Peavy	2004	9.36

GIDP			
1	Randy Jones	1978	36
2	Randy Jones	1975	35
3	Randy Jones	1976	34
4	Luis Perdomo	2017	32
	Clayton Richard	2017	32
6	Brian Lawrence	2002	29
7	Matt Clement	1999	28
8	Clay Hensley	2006	27
9	Clayton Richard	2010	26
10	Andy Ashby	1998	25
	Jon Garland	2010	25


Min. 162.0 IP for ERA, Opponent AVG. and SO/9

CLUB DIRECTORY
EXECUTIVES
MANAGER & STAFF
SUPPORT STAFF ADVISORS & BASEBALL OPERATIONS
PLAYER HEALTH & PERFORMANCE
201 SANDIEGO PADRES
HISTORY & RECORDS
OPPONENTS
SCOUTING & PLAYER DEVELOPMENT
PETCO PARK
COMMUNITY
MEDIA

HISTORY & RECORDS

PADRES NO-HITTER

No.	Pitcher(s)	Date	Opponent	Notes
1	Joe Musgrove	April 9, 2021	@ TEX	San Diego native Joe Musgrove struck out 10 and missed a perfect game by hitting Joey Gallo in the 4th with 2 outs. The final out was a ground ball hit by Isiah Kiner-Falefa to SS Ha-Seong Kim to 1B Jurickson Profar.



Joe Musgrove celebrates with his teammates on April 9, 2021 @ Globe Life Field in Arlington after throwing the Padres' first no-hitter in franchise history. It ended a draught of 8,205 games without a no-hitter, the longest streak in baseball history before getting a team's first no-hitter. Prior to the no-hitter, the Padres were the only active MLB team to have never thrown a no-hitter.

NO-HITTERS BY PADRES OPPONENTS

No.	Pitcher(s)	Date/Location	Score	Notes
1	PIT's RHP Dock Ellis	June 12, 1970/San Diego Stadium (G1)	PIT 2, SD 0	8 bb, 1 hbp
2	CHC's RHP Milt Pappas	September 2, 1972/Wrigley Field	CHC 8, SD 0	1 bb
3	ATL's RHP Phil Niekro	August 5, 1973/Fulton County Stadium	ATL 9, SD 0	3 bb, 1 error
4	ATL's RHP Kent Mercker (starter), RHP Mark Wohlers, RHP Alejandro Pena	September 11, 1991/Fulton County Stadium	ATL 9, SD 0	2 bb, 1 error
5	FL's RHP A.J. Burnett	May 12, 2001/Qualcomm Stadium	FL 3, SD 0	9 bb, 1 hbp
6	STL's LHP Bud Smith	September 3, 2001/Qualcomm Stadium	STL 2, SD 0	4 bb, 1 error
7	SF's LHP Jonathan Sanchez	July 10, 2009/AT&T Park	SF 8, SD 0	1 error
8	SF's RHP Tim Lincecum	July 13, 2013/Petco Park	SF 9, SD 0	4 bb, 1 hbp
9	SF's RHP Tim Lincecum	June 25, 2014/AT&T Park	SF 4, SD 0	1 bb
10	LAD's RHP Walker Buehler (starter), LHP Tony Cingrani, RHP Yimi Garcia, LHP Adam Liberatore	May 4, 2018/Estadio de Beisbol Monterrey	LAD 4, SD 0	5 bb
11	ARI's LHP Tyler Gilbert	August 14, 2021/Chase Field	AZ 7, SD 0	3 bb

HISTORY & RECORDS

No-Hitter into 8 th inning + (26)				
No.	Pitcher(s)	Date	Opponent	Result
1	Clay Kirby	July 21, 1970	vs. NYM	Preston Gomez lifted Kirby after 8 no-hit IP. Jack Baldschun allowed a single to Bud Harrelson to start the 9th.
2	Clay Kirby	Sept. 13, 1971	@HOU	John Edwards doubled with 1 out in the eighth.
3	Clay Kirby	Sept. 18, 1971	@SF	Willie McCovey homered with 0 outs in the eighth.
4	Steve Arlin	July 18, 1972	vs. PHI	Denny Doyle singled with 2 outs in the ninth.
5	Randy Jones	July 3, 1975	vs. CIN	Bill Plummer doubled in the eighth.
6	Dave Freisleben	June 12, 1976	vs. PHI	Garry Maddox singled to lead off the eighth.
7	Tom Griffin	Sept. 13, 1976	vs. SF	Ken Reitz singled to lead of the eighth.
8	Brent Strom	Sept. 29, 1976	vs. CIN	George Foster doubled to lead off the eighth.
9	Bob Owchinko	July 16, 1977	vs. LAD	Steve Garvey reached on a bunt single with 1 out in the eighth.
10	Greg Harris	July 14, 1991	@NYM	Mackey Sasser led off the 8th with a double.
11	Andy Benes, Mike Maddux	Aug. 3, 1991	@ATL	Andy Benes tossed 6.0 hitless innings and was relieved by Mike Maddux. Maddux surrendered a leadoff HR to Ron Gant in the eighth.
12	Andy Benes	July 3, 1994	vs. NYM	Rico Brogna hit a leadoff double in the eighth.
13	Andy Ashby	Sept. 5, 1997	vs. ATL	Kenny Lofton led off the ninth with a single to RF on a 3-2 pitch.
14	Sterling Hitchcock	June 27, 1998	vs. ANA	Phil Nevin homers on the first pitch of the eighth.
15	Adam Eaton	July 3, 2004	vs. KC	Dee Brown doubled off the left field wall to open the eighth.
16	Chris Young	May 30, 2006	vs. COL	Brad Hawpe led off the eighth with a double to RF.
17	Chris Young	Sept. 22, 2006	vs. PIT	PH Joe Randa hit a 2-run homer to CF with 1 out in the ninth.
18	Chris Young	Sept. 7, 2008	@MIL	Gabe Kapler homered with 2 out in the eighth.
19	Aaron Harang, Josh Spence, Chad Qualls, Mike Adams and Luke Gregerson	July 9, 2011	@LAD	Luke Gregerson allowed a 2-out double to Juan Uribe in the 9th.
20	Odrisamer Despaigne	July 20, 2014	vs. NYM	Daniel Murphy doubled with 2 out in the eighth.
21	Tyson Ross	April 20, 2018	@AZ	Christian Walker doubled to CF with 1 out in the eighth inning. It was the D-Backs sole hit of the game.
22	Jordan Lyles	May 15, 2018	vs. COL	Trevor Story singled with 1 out in the eighth.
23	Chris Paddack	July 17, 2019	@MIA	Starlin Castro hit a solo home run to open the eighth.
24	Joe Musgrove	April 9, 2021	@TEX	Tossed the Padres' 1st and sole no-hitter in club history
25	Joe Musgrove	June 2, 2022	@MIL	Lost his bid for another no-hitter with 2 outs in the 8th
26	Michael Wacha	May 15, 2023	vs. KC	Michael Massey singled leading off the 8th inning

1-Hitters by Padres Pitching (31)				
No.	Pitcher(s)	Date	Opponent	Hit By/Inning
1	Dick Kelley	July 6, 1969	vs. HOU (G2)	Menke, single in second
2	Clay Kirby	September 18, 1971	@SF	McCovey, homer in eighth
3	Steve Arlin	June 23, 1972	vs. SF	Maddox, triple in second
4	Dan Spillner	June 19, 1974	@CHC	Monday, single in third
5	Randy Jones	May 19, 1975	vs. STL	Melendez, single in seventh
6	Randy Jones	July 3, 1975	vs. CIN	Plummer, double in eighth
7	Eric Rasmussen	September 28, 1979	@SF	Evans, single in second
8	Juan Eichelberger	June 2, 1982	@CHC	Thompson, infield single in second
9	Dave Dravecky	July 30, 1984	vs. LAD	Russell, double in seventh
10	Mark Thurmond	April 30, 1986	vs. STL	McGee, single in seventh
11	Jimmy Jones	September 21, 1986	@HOU	Knepper, triple in third
12	Andy Hawkins	April 24, 1988	vs. HOU	Doran, single in seventh
13	Bruce Hurst	April 10, 1989	vs. ATL	L. Smith, homer in third
14	Greg Harris, Craig Lefferts	July 14, 1991	@NYM	Sasser, double in eighth
15	Bruce Hurst	May 18, 1992	vs. NYM	Walker, infield single in sixth
16	Andy Benes, Gene Harris	July 7, 1993	@NYM	Kent, infield single in second
17	Andy Benes	July 3, 1994	vs. NYM	Brogna, double in eighth
18	Hitchcock, Hoffman	April 5, 1997	vs. PHI	Brogna, double in fifth
19	Kevin Brown	August 16, 1998	vs. MIL (G1)	Burnitz, single in seventh
20	Chris Young, Cla Meredith	September 22, 2006	vs. PIT	Randa, homer in ninth
21	Chad Gaudin, Heath Bell	June 28, 2009	@TEX	Young, single in first
22	Mat Latos, Greg Burke, Mike Ekstrom	July 29, 2009	@CIN	Hairston Jr., homer in fourth
23	C. Richard, M. Adams, L. Gregerson	September 30, 2009	vs. LAD	Kemp, single in first
24	Mat Latos	May 13, 2010	@SF	Whiteside infield single in sixth
25	Cory Luebke, Ernesto Frieri	September 19, 2011	@COL	Ellis homer in sixth
26	Edinson Volquez	July 19, 2012	vs. HOU	Downs infield single in fourth
27	Andrew Cashner	September 16, 2013	@PIT	Tabata single to lead off seventh
28	Andrew Cashner	April 11, 2014	vs. DET	Davis single to center in sixth
29	Tyson Ross, Brad Hand	April 20, 2018	@ARI	Walker double to center in eighth
30	Jordan Lyles, Kirby Yates, Brad Hand	May 15, 2018	vs. COL	Story single to left in eighth
31	Joe Musgrove & Craig Stammen	June 3, 2022	@MIL	Wong doubled off Musgrove with two outs in the eighth

HISTORY & RECORDS

HOME RUN HISTORY

INSIDE-THE-PARK HR BY PADRES (22)

No.	Player	Date	Opponent
1	Dave W. Roberts	September 29, 1973	vs. LAD
2	Derrel Thomas	June 14, 1974	@MON
3	Luis Salazar	July 8, 1982	@PHI
4	Gene Richards	July 10, 1982	@NYM
5	Gene Richards	September 26, 1982	@ATL
6	Carmelo Martinez	September 2, 1984	@NYM
7	Garry Templeton	September 17, 1987	vs. ATL
8	John Kruk	September 24, 1987	@CIN
9	Tony Gwynn	July 29, 1988	vs. CIN
10	Bip Roberts	April 28, 1990	vs. PIT
11	Jack Howell	August 16, 1991	vs. ATL
12	Tony Gwynn*	June 26, 1997	@LAD
13	Bret Boone	May 11, 2000	@CIN
14	Ruben Rivera	July 18, 2000	vs. ANA
15	Sean Burroughs	May 16, 2003	vs. ATL
16	Kyle Blanks	August 18, 2009	vs. CHC
17	Tony Gwynn	June 13, 2010	vs. SEA
18	Tony Gwynn	July 17, 2010	vs. ARI
19	Chris Denorfia	August 5, 2010	@LAD
20	Everth Cabrera	June 8, 2012	@MIL
21	Jake Cronenworth	May 19, 2021	vs. COL
22	Jake Cronenworth	August 17, 2021	@COL

*Grand Slam

INSIDE-THE-PARK HR BY OPPONENT (40)

No.	Player	Date	Opponent
1	Denny Doyle	July 18, 1970	vs. PHI
2	Cesar Geronimo	July 2, 1972	vs. CIN
3	Joe Morgan	May 18, 1973	@CIN
4	Pete Rose	June 29, 1973	@CIN
5	Paul Casanova	August 5, 1973	@ATL
6	Tito Fuentes	September 23, 1973	@ATL
7	Mike Schmidt	April 27, 1974	vs. PHI
8	Lou Brock	June 18, 1976	@STL
9	Heity Cruz	June 18, 1976	@STL
10	Bob Boone	July 10, 1976	@PHI
11	Ellis Valentine	May 21, 1977	@MON
12	Pete Rose	September 7, 1978	@CIN
13	Jerry White	June 12, 1980	@MON
14	Larry Bowa	August 21, 1980	@PHI
15	Tim Raines	May 7, 1981	@MON
16	Ken Caminiti	May 22, 1993	vs. HOU
17	Mitch Webster	June 21, 1994	vs. LAD
18	Reggie Sanders	April 29, 1995	vs. CIN
19	Ron Gant*	May 4, 1996	vs. STL
20	Vinny Castilla	July 13, 1996	@COL
21	Ron Gant	April 20, 1997	vs. STL
22	Kenny Lofton	May 27, 1997	vs. ATL
23	Barry Bonds	September 21, 1997	vs. SF
24	Mike Lansing	September 6, 1998	@COL
25	Luis Gonzalez	July 28, 2002	@ARI
26	Jimmy Rollins	August 4, 2004	vs. PHI
27	Dustan Mohr	July 10, 2005	@COL
28	Kelly Stinnett	August 29, 2005	vs. ARI
29	Kazuo Matsui	April 20, 2006	vs. NYM
30	Dallas McPherson	June 17, 2006	vs. LAA
31	Garrett Atkins	September 23, 2007	vs. COL
32	Clint Barmes	September 22, 2009	@COL
33	Stephen Drew	April 5, 2010	@ARI
34	Shane Victorino	April 24, 2011	vs. PHI
35	Justin Upton	August 25, 2012	@ARI
36	Kurt Suzuki	May 20, 2014	vs. MIN
37	Orlando Arcia	June 17, 2017	vs. MIL
38	JT Riddle	May 29, 2018	vs. MIA
39	Ian Desmond	June 14, 2019	@COL
40	Jordan Luplow	June 21, 2022	vs. ARI

*Paradise Series in Honolulu, HI

ALL-TIME GRAND SLAM LEADERS

Rk.	Player	Grand Slams
1	Phil Nevin	7
2	Nate Colbert	5
	Hunter Renfroe	5
4	Steve Finley	4
	Adrian Gonzalez	4
	Manny Machado	4

ALL-TIME PADRES PITCHERS HOME RUN LEADERS

Rk.	Pitcher	Home Runs
1	Tim Lollar	8
2	Mike Corkins	5
3	Andy Benes	4
	Eric Show	4
	Joey Hamilton	4

STATCAST HOME RUN DISTANCE LEADERS (SINCE '15)

Rk.	Player	HR Distance	Date
1	Franchy Cordero	489'	April 20, 2018 @ ARI
2	Tommy Pham	486'	August 17, 2021 @ COL
3	Franmil Reyes	479'	June 5, 2018 vs. ATL
4	Fernando Tatis Jr.	477'	June 16, 2021 @ COL
	Franmil Reyes	477'	August 5, 2018 @ CHC
5	Hunter Renfroe	470'	May 11, 2019 @ COL

HISTORY & RECORDS

SINGLE-SEASON RECORDS

Club General

Wins and Losses

Best Record, Overall	.617 (37-23), 2020
Best Record, Home	.667 (54-27), 1998
Best Record, Road	.571 (16-12), 2020
Most Wins, Home	54, 1998
Most Wins, Road	46, 1996
Most Losses, Home	54, 1972
Most Losses, Road	57, 1969 and 1974
Fewest Wins, Home (min 81 games)	28, 1969
Fewest Wins, Road (min 81 games)	24, 1969 and 1974
Fewest Losses, Home (min 81 games)	27, 1998
Fewest Losses, Road (min 81 games)	35, 1996
Most Wins Against Single Club	14, 3x (ARI in 2022, SF in 2007, HOU in 1990)
Most Wins Against Single Club, Home	8, 8x, last vs. ARI, 2013
Most Wins Against Single Club, Road	7, 12x, last @ ARI & SF, 2022
Most Losses Against Single Club	17, vs. Atlanta, 1974
Most Losses Against Single Club, Home	9, 2x, vs. LA, 1971 and vs. ATL, 1974
Most Losses Against Single Club, Road	9, 2x, @ATL, 1980 and @ARI, 2002
Most Wins In Single Month	22 in May, 2005
Most Losses In Single Month	23 in May, 2003

Shutouts

Most Played	34, 2x, 1972 and 1976
Most Won	20, 2x, 2007 and 2010
Most Lost	23, 2x, 1969 and 1976
Most Won, Home	14, 2007
Most Won, Road	13, 1985
Most Lost, Home	13, 2001
Most Lost, Road	15, 1969
Most Wins via Shutout Against Single Club	5, 2x, vs. HOU, 1984 and vs. LAD, 2002
Most Losses via Shutout Against Single Club	5, 9x, last by SF, 2015
Fewest Wins, Road (min 81 games)	24, 1969 and 1974

Season Series Sweeps

Season Sweep by Padres	8x, last @ CIN (6-0), 2022
Season Sweep by Opposition	17x, last vs. LAA (0-3), 2018
Sweeps by Padres in San Diego	60x, last vs. TEX (3-0), 2023
Sweeps by Opposition in San Diego	52x, last vs. CLE (0-2), 2022
Sweeps by Padres on Road	25x, last @ CWS (3-0), 2023
Sweeps by Opposition on Road	62x, last @ STL (0-3), 2022

One-Run Games

Most Played	65, 1980
Most Won	34, 1978 and 1984
Most Lost	37, 1970
Most Won, Home	25, 2014
Most Won, Road	15, 1978 and 1984
Most Lost, Home	20, 1972
Most Lost, Road	22, 1970, '79 and '93
Fewest Won (non-shortened seasons)	9, 2023
Fewest Lost	15, 2001, '04
Fewest Won, Home	4, 2023
Fewest Won, Road	3, 2008
Fewest Lost, Home	3, 1974
Fewest Lost, Road	7, 1997

Extra-Inning Games

Most Played	24, 1996 & 2000
Most Won	13, 1996
Most Lost	14, 1972, 1992

Doubleheaders

Most Won	5, 1977, 1971
Most Lost	8, 1969
Best Record	5-1-2, 1977

1-0 Games

Most Won	6, 2x, 1985 & 2010
Most Lost	6, 2011

Vs. Right-Handed Starters

Most Won	71, 2006
Most Lost	93, 1969

Vs. Left-Handed Starters

Most Won	32, 1984, 1990 & 1992
Most Lost	37, 2008 & 2018

Starters

Most Won	68, 1988, 1989
Most Lost	89, 1969

Relievers

Most Won	43, 2021
Most Lost	35, 2002

Players Used

Most	59, 2002 and 2008
Fewest	31, 1984

Pitchers Used

Most	37, 2002#
Fewest	12, 1973

* Major League Record
+ Ties Major League Record
National League Record

HISTORY & RECORDS



SINGLE-SEASON RECORDS

Club Batting	Highest/Most	Lowest/Fewest
Batting Average	.275 in 1994	.225 in 1969
At-Bats	5,655 in 1996	5,294 in 2014
Runs Scored	795 in 1997	468 in 1969
Hits	1,521 in 2004	1,199 in 2014
Singles	1,105 in 1980	804 in 2017
Doubles	322 in 2007	180 in 1969
Triples	52 in 1982	14 in 2023
Home Runs	219 in 2017	64 in 1976
Home Runs at Home	101 in 2019	29 in 1980
Home Runs on the Road	118 in 2019	34 in 1976
Grand Slams	10 in 2001	0 in 1973, '79, '82, '87
RBI	761 in 1997	431 in 1969
XBH	524 in 2007	305 in 1980
Total Bases	2,322 in 2006	1,764 in 1969
SLG	.416 in 2006	.329 in 1969
Pinch-Hits	74 in 1986	11 in 2023
PH Game-Winning RBI	9 in 2013	0 in 2011, '16, '20, '21
PH Batting Average	.276 in 1978	.113 in 2023
PH Home Runs	11 in 2014	1 in 1979, '87, '22
Stolen Bases	239 in 1980	36 in 2008
Caught Stealing	91 in 1987	17 in 2008
Home Runs vs. Single NL Club	29 vs. COL, 2019	0 vs. PIT, 2014
Strikeouts	1,581 in 2019	716 in 1976
Walks	678 in 2001	401 in 1973
Left on Base	1,239 in 1980	965 in 2016
HBP	61 in 2021	9 in 1989
Sacrifice Bunts	133 in 1975	17 in 2022
Sacrifice Flies	66 in 2004	19 in 1971
GIDP	146 in 1996	81 in 1978
Shutouts	23 in 1969 & '76	3 in 2004

Club Pitching	Highest/Most	Lowest/Fewest
ERA	4.98 in 1997	3.27 in 2014
Complete Games	47 in 1976	0 in 2011, '18, '19, '22, '23
Strikeouts	1,517 in 2021	652 in 1976
Walks Allowed	715 in 1974	422 in 2004
Hits	1,581 in 1997	1,263 in 2022
Runs Allowed	891 in 1997	577 in 2014
Saves	59 in 1998	18 in 1976
Wild Pitches	73 in 1999 & 2017	23 in 1985
Balks	25 in 1977	2 in 2004 & 2013
Hit Batsmen	88 in 2022	12 in 1978, '80
Home Runs Allowed	226 in 2017	74 in 1978
Home Runs Allowed vs. Single NL Club	37 by COL, 2001	1, several occasions
Shutouts	20 in 2007, '10	2 in 1997

Club Fielding	Highest/Most	Lowest/Fewest
Fielding Percentage	.988 in 2010, '23	.971 in 1975, '77
Errors Committed	189 in 1977	72 in 2010
Double Plays Turned	178 in 2017	0 in 1973
Putouts	4,467 in 1996	4,263 in 1999
Assists	2,012 in 1980	1,362 in 2022
Outfield Assists	54 in 1980	15 in 1996
Total Chances	6,543 in 1980	5,768 in 2022
Passed Balls	22 in 1987	2 in 1992

All club records are only in seasons with at least 162 games played

HISTORY & RECORDS

SINGLE-SEASON RECORDS

Individual Batting

Batting Average	.394, Tony Gwynn (1994)
SLG	.621, Ken Caminiti (1996)
Games Played	162, Dave Winfield (1980), Steve Garvey (1985), Joe Carter (1990), Adrian Gonzalez (2008), Freddy Galvis (2018), Juan Soto (2023)
Runs Scored	126, Steve Finley (1996)
Hits	220, Tony Gwynn (1997)
Total Bases	348, Steve Finley (1996)
Singles	177, Tony Gwynn (1984)
Doubles	49, Tony Gwynn (1997)
Triples	13, Tony Gwynn (1987), Dave Roberts (2006)
Home Runs	50, Greg Vaughn (1998)
Most Games with HR from both sides of the plate	4, Ken Caminiti (1996)
RBI	130, Ken Caminiti (1996)
Grand Slams	4, Phil Nevin (2001)
Game-Winning RBI	21, Gary Sheffield (1992)
Pinch-Hit Average (min. 20 AB)	.478, Terry Kennedy (1986)
Pinch-Hits	21, Merv Rettenmund (1977)
Stolen Bases	70, Alan Wiggins (1984)
Strikeouts Most	180, Wil Myers (2017)
Strikeouts, Fewest (min. 502 PA)	15, Tony Gwynn (1995)
Walks	132, Jack Clark (1989), Juan Soto (2023)
Intentional Walks	35, Adrian Gonzalez (2010)
Sacrifice Bunts	28, Ozzie Smith (1978)
Sacrifice Flies	16, Mark Loretta (2004)
Hit Batsmen	17, Carlos Quentin (2012)
GIDP, Most	25, Steve Garvey (1984 and 1985), Kevin Kouzmanoff (2009)
GIDP, Fewest (min. 502 PA)	2, Alan Wiggins (1984), Jake Cronenworth (2022)





SINGLE-SEASON RECORDS

Individual Pitching

Appearances, Most	83, Craig Lefferts (1986)
Complete Games	25, Randy Jones (1976)
Games Started	40, Randy Jones (1976)
Games Finished	69, Rollie Fingers (1977)
Shutouts	6, Fred Norman (1972), Randy Jones (1975)
Wins, Most	22, Randy Jones (1976)
Win/Loss Percentage (min. 15 decisions)	.778, Gaylord Perry (21-6 in 1978) and Dennis Rasmussen (14-4 in 1988)
Losses, Most	22, Randy Jones (1974)
Innings Pitched	315.1, Randy Jones (1976)
Runs Allowed	137, Bobby J. Jones (2001)
Earned Runs Allowed	117, Bill Greif (1974) and Matt Clement (2000)
Hits Allowed	274, Randy Jones (1976)
Walks Allowed	125, Matt Clement (2000)
Strikeouts	257, Kevin Brown (1998)
SO/9 (min. 162.0 IP)	11.7, Blake Snell (2023)
ERA, Lowest (min. 162.0 IP)	2.10, Dave Roberts (1971)
Home Runs Allowed	37, Kevin Jarvis and Bobby J. Jones (2001)
Saves	53, Trevor Hoffman (1998)
Hit Batsmen	24, Austin Adams (2021)
Wild Pitches	23, Matt Clement (2000)
Balks	6, Tom Griffin and Bob Shirley (1977)

Individual Fielding

Errors Committed, Most	41, Bill Almon (1977)
Putouts, Most	1,470, Adrian Gonzalez (2007)
Double Plays Turned, Most	147, Wil Myers (2017)
Fielding Percentage, First Baseman (min. 2/3 of team games played)	1.000, Steve Garvey (1984)
Fielding Percentage, Second Baseman (min. 2/3 of team games played)	1.000, David Eckstein (2010)
Fielding Percentage, Shortstop (min. 2/3 of team games played)	.986, Freddy Galvis (2018)
Fielding Percentage, Third Baseman (min. 2/3 of team games played)	.990, Kevin Kouzmanoff (2009)
Fielding Percentage, Outfielder (min. 2/3 of team games played)	1.000, Eric Owens (2000), Dave Roberts (2006), Will Venable (2014), Wil Myers (2021)
Fielding Percentage, Catcher (min. 1/2 of team games played)	.998, Gene Tenace (1979)
Fielding Percentage, Pitcher (min. 1.0 IP per team game)	1.000, many times, last: Clayton Richard (2017)

HISTORY & RECORDS

SINGLE-GAME RECORDS

Club General

Players Used, 9-Inning Game	24, September 26, 1997 @ SF
Players Used, Extra-Inning Game	26, Sept. 9, 1997 vs. FLA (13 innings)
Players Used, Both Teams	50, September 13, 1982 @ LAD (16 innings)
Longest Game in Innings, Home	22, April 17, 2008 vs. COL
Longest Game in Innings, Road	21, May 21, 1977 @ MON
Longest 9-Inning Game in Time, Home	4:12, May 4, 2019 vs. LAD
Longest 9-Inning Game in Time, Road	4:10, July 27, 1996 @ FLA
Shortest 9-Inning Game in Time, Home	1:29, May 4, 1977 vs. PHI
Shortest 9-Inning Game in Time, Road	1:36, July 11, 1976 @ PHI
Longest Extra-Inning Game in Time, Home	6:17, August 15, 1980 vs. HOU (20 innings)
Longest Extra-Inning Game in Time, Road	5:33, May 21, 1977 @ MON (21 innings)
Shortest Extra-Inning Game in Time, Home	2:00, May 19, 1975 vs. STL (10 innings)
Shortest Extra-Inning Game in Time, Road	2:17, July 25, 1974 @ ATL
Largest Margin of Victory	16, August 23, 2002 vs. FL (18-2)
Largest Margin of Defeat	19, May 13, 1969 @ CHC (19-0), June 28, 1969 vs. LAD (19-0) and September 20, 2005 @ COL (20-1)
Largest Shutout, Win	13-0, August 11, 1991 vs. CIN
Largest Shutout, Loss	19-0, May 13, 1969 @ CHC and June 28, 1969 vs. LAD

Club Batting

At-Bats, 9-Inning Game	50, July 16, 2021 @ WSH
At-Bats, Extra-Inning Game	75, September 24, 1971 vs. HOU (G1, 21 innings)
Runs Scored, 9-Inning Game	24, July 16, 2021 @ WSH
Runs Scored, Extra-Inning Game	17, May 23, 1970 @ SF (15 innings)
Runs Scored in a Loss	14, August 29, 2001 @ STL (14-16)
Runs Scored by Both Teams, 9-Inning Game	32, July 27, 1996 @ FL (SD: 20 and FL: 12) and July 16, 2021 @ WSH (SD: 24 and WSH: 8)
Runs Scored by Both Teams, Extra-Inning Game	33, May 23, 1970 @ SF (15 innings, SD: 17 and SF: 16)
Hits, 9-Inning Game	24, April 19, 1982 vs. SF and August 12, 2003 @ ATL
Hits, Extra-Inning Game	21, July 5, 1969 vs. HOU, May 23, 1970 @ SF and June 14, 2019 @ COL
Hits by Both Teams, 9-Inning Game	36, 3x, last: June 2, 2016 vs. SEA (SD: 20 and SEA: 16)
Hits by Both Teams, Extra-Inning Game	44, May 23, 1970 @ SF (15 innings, SD: 21 and SF: 23)
Singles	18, 5x, last: May 11, 2011 @ MIL
Doubles	9, August 12, 2007 @ CIN
Triples	4, June 2, 1970 @ PIT and May 5, 1978 @ STL
Home Runs, 9-Inning Game	7, May 25, 2019 @ TOR
Home Runs, Extra-Inning Game	5, 5x, last: June 17, 2017 @ MIL (11 innings)
Extra-Base Hits	12, August 12, 2007 @ CIN
Total Bases, Padres	43, May 25, 2019 @ TOR
Total Bases, Opponent	49, May 17, 1977 @ CHC
RBI, Padres	23, July 16, 2021 @ WSH
RBI, Opponent	22, May 17, 1977 @ CHC
Walks, 9-Inning Game	13, April 13, 2021 @ PIT
Walks, Extra-Inning Game	14, August 25, 1979 vs. PIT (19 innings)
IBB, 9-Inning Game	4, 3x, last: August 18, 1986 vs. MON
IBB, Extra-Inning Game	6, August 25, 1979 vs. PIT (19 innings)
Strikeouts, 9-Inning Game	19, April 22, 1970 @ NYM and September 12, 2019 vs. CHC
Strikeouts, Extra-Inning Game	20, 3x, last: July 8, 2018 @ ARI (16 innings)
Stolen Bases, Padres	9, June 28, 1999 vs. COL
Stolen Bases, Opponent	10, May 18, 2000 @ FL
Most Left on Base by Padres, 9-Inning Game	17, May 24, 1977 vs. ATL
Most Left on Base by Opponent, 9-Inning Game	18, June 27, 2008 vs. SEA

Club Batting (cont.)

Most Left on Base by Padres, Extra-Inning Game	26, August 25, 1979 vs. PIT (19 innings)
Most Left on Base by Opponent, Extra-Inning Game	23, May 21, 1977 @ MON (21 innings)
Fewest Left on Base, Padres	0, 13x, last: May 1, 2018 @ SF
Fewest Left on Base, Opponent	0, 6x, last: September 18, 2013 @ PIT
Pinch-Hitters Used	8, September 16, 1986 vs. SF
GIDP, 9-Inning Game	5, July 23, 1999 @ HOU
GIDP, Extra-Inning Game	6, June 5, 1997 @ COL (11 innings)
Largest Margin of Victory	16, August 23, 2002 vs. FL (18-2) and July 16, 2021 @ WSH (24-8)
Largest Margin of Defeat	19, May 13, 1969 @ CHC (19-0), June 28, 1969 vs. LAD (19-0) and September 20, 2005 @ COL (20-1)
Largest Shutout, Win	13-0, August 11, 1991 vs. CIN
Largest Shutout, Loss	19-0, May 13, 1969 @ CHC and June 28, 1969 vs. LAD

Club Pitching

Hits Allowed, 9-Inning Game	24, May 17, 1977 @ CHC
Hits Allowed, Extra-Inning Game	25, May 21, 1977 @ MON (21 innings)
Runs Allowed	23, May 17, 1977 @ CHC
Earned Runs Allowed	20, May 17, 1977 @ CHC
Singles Allowed, 9-Inning Game	17, August 26, 1986 vs. NYM
Singles Allowed, Extra-Inning Game	18, August 31, 1979 vs. STL (15 innings)
Doubles Allowed, 9-Inning Game	8, May 7, 2015 @ ARI and August 6, 1970 vs. HOU
Doubles Allowed, Extra-Inning Game	8, June 7, 2009 vs. ARI (18 innings)
Triples Allowed, 9-Inning Game	4, 3x, last: June 25, 2015 @ SF
Triples Allowed, Extra-Inning Game	4, July 6, 1979 @ NYM (12 innings)
Home Runs Allowed, 9-Inning Game	7, 4x, last: September 12, 2017 @ MIN
Home Runs Allowed, Extra-Inning Game	7, September 18, 2006 @ LAD (10 innings)
XBH Allowed, 9-Inning Game	11, 3x, last: July 8, 1994 vs. MON
XBH Allowed, Extra-Inning Game	13, September 18, 2006 @ LAD (10 innings)
Strikeouts, 9-Inning Game	18, May 22, 2006 vs. ATL and April 25, 2007 @ ARI
Strikeouts, Extra-Inning Game	20, June 19, 2001 vs. SF (15 innings), July 31, 2002 @ CHC (11 innings) and April 17, 2008 vs. COL (22 innings)
Walks Allowed, 9-Inning Game	13, 3x, last: April 28, 1997 @ FL
Walks Allowed, Extra-Inning Game	13, April 26, 2003 @ CIN (10 innings)
IBB Allowed, 9-Inning Game	4, 6x, last: August 11, 2007 @ CIN
IBB Allowed, Extra-Inning Game	6, August 26, 1980 @ NYM (18 innings)
Hit Batsmen	5, 2x, July 9, 2023 vs. NYM, August 23, 2017 @ STL
Wild Pitches	5, April 29, 2003 vs. PIT
Balks	3, September 2, 1986 @ PHI
Pitchers Used, 9-Inning Game	9, September 16, 2020 vs. LAD
Pitchers Used, Extra-Inning Game	10, June 7, 2009 vs. ARI (18 innings)

Club Fielding

Double Plays Turned, 9-Inning Game	6, August 28, 2016 @ MIA
Double Plays Turned, Extra-Inning Game	6, August 25, 1979 vs. PIT (19 innings)
Double Plays Turned, Both Teams	8, 3x, last: May 17, 2014 @ COL
Triple Plays by Padres	1, 8x, last: June 10, 2010 @ NYM (G2)
Triple Plays by Opponent	1, 16x, last: August 7, 2016 vs. PHI
Assists, 9-Inning Game	26, May 22, 1969 vs. PIT
Assists, Extra-Inning Game	28, May 21, 1977 @ MON (21 innings)
Assists, Fewest	0, 19x, last: September 24, 1970 @ ATL
Errors Committed, 9-Inning Game	6, 6x, last: June 1, 1990 vs. ATL
Errors Committed, Extra-Inning Game	6, May 7, 1972 @ NYM

HISTORY & RECORDS

SINGLE-GAME RECORDS

Individual Batting

At-Bats, 9-Inning Game	7, 2x, Mark Kotsay and Ryan Klesko on May 19, 2001 @ MON
At-Bats, Extra-Inning Game	9, 19x, last: Adrian Gonzalez and Tadahito Iguchi on May 25, 2008 vs. CIN (18 innings)
Runs Scored	5, 2x, Al Marlin on April 16, 2000 vs. HOU and Tommy Pham on July 16, 2021 @ WSH
Hits, 9-Inning Game	6, Adrian Gonzalez (6-for-6) on August 11, 2009 @ MIL
Hits, Extra-Inning Game	6, 3x, last: Tony Gwynn (6-for-7) on August 4, 1993 vs. SF (12 innings)
Singles, 9-Inning Game	5, 2x, last: Adrian Gonzalez on August 11, 2009 @ MIL
Singles, Extra-Inning Game	5, 2x, last: Bill Fahey on September 5, 1979 @ HOU (10 innings)
Doubles	3, 40x, last: Trent Grisham on June 27, 2021 vs. ARI
Triples	2, 17x, last: Greg Garcia on June 16, 2019 @ COL
Home Runs	3, 12x, last: Fernando Tatis Jr. on June 25, 2021 vs. ARI
Hit for the Cycle	1, 3x, Matt Kemp on August 14, 2015 @ COL, Wil Myers on April 10, 2017 @ COL, Jake Cronenworth on July 16, 2021 @ WSH
Multiple Back-to-Back Home Runs by Same Players	1, Gary Sheffield and Fred McGriff on August 6, 1992 vs. HOU (1st and 2nd innings)
Total Bases	13, 5x, last: Fernando Tatis Jr. on June 25, 2021 vs. ARI
RBI	8, 2x, last: Ken Caminiti on September 19, 1995 vs. COL
Sacrifice Bunts	3, 7x, last: Greg Maddux on May 14, 2007 vs. CIN
Sacrifice Flies	2, 30x, last: Xander Bogaerts on Sept. 27, 2023 @ SFG
Hit By Pitch	2, 31x, last: Austin Nola on May 14, 2021 vs. STL
Walks	5, Brian Giles on May 14, 2006 @ CHC
IBB, 9-Inning Game	3, Fernando Gonzalez on August 10, 1978 vs. CIN
IBB, Extra-Inning Game	4, Garry Templeton on July 5, 1985 @ PIT (12 innings)
Strikeouts, 9-Inning Game	5, 2x, last: Clay Hensley on May 14, 2006 @ CHC
Strikeouts, Extra-Inning Game	5, 4x, last: Chase Headley on June 7, 2009 vs. ARI (18 innings)
Stolen Bases	5, 3x, last: Damian Jackson on June 28, 1999 vs. COL
Caught Stealing	2, 40x, last: Will Venable on, May 6, 2014 vs. KC
GIDP, 9-Inning Game	3, 3x, last: Yangervis Solarte on September 16, 2015 @ ARI
GIDP, Extra-Inning Game	3, Archi Cianfranco on June 5, 1997 @ COL (11 innings)

Individual Pitching

Hits Allowed	14, 5x, last: Clayton Richard on July 19, 2017 @ COL
Singles Allowed	13, 3x, last: Andy Ashby on August 10, 1999 @ NYM
Doubles Allowed	7, Danny Coombs on August 6, 1970 vs. HOU
Triples Allowed	3, 8x, last: James Shields on June 25, 2015 vs. SF
Home Runs Allowed	5, 2x, last: Tim Stauffer on August 13, 2011 @ CIN
Runs Allowed	11, 5x, last: Clayton Richard on July 19, 2017 @ COL
Earned Runs Allowed	11, 2x, last: Tim Stauffer on August 26, 2007 @ PHI
Hit Batsmen	4, Jhoulys Chacin on August 23, 2017 @ STL
Walks Allowed	10, Clay Kirby on July 15, 1969 @ SF
IBB Allowed	4, 3x, last: Dennis Kinney on August 21, 1980 @ PHI (17 innings)
IBB Allowed in more than 9.0 IP	4, Dennis Kinney (9.1 IP) on August 21, 1980 @ PHI (17 innings)
Strikeouts	16, 2x: Jake Peavy on May 22, 2006 vs. ATL (20 IP) and April 25, 2007 @ ARI (20 IP)
Strikeouts in more than 9.0 IP	15, Clay Kirby (15.0 IP) on September 24, 1971 vs. HOU (21 innings in G1)
Wild Pitches	4, 3x, last: Trevor Cahill on May 13, 2017 @ CWS
Balks	3, Dave LaPoint on September 2, 1986 @ PHI
Innings Pitched, Starter	15.0, Clay Kirby on September 24, 1971 vs. HOU (G1)
Innings Pitched, Reliever	9.1, Dennis Kinney on August 21, 1980 @ PHI (17 innings)

Individual Fielding

Errors Committed	3, 19x, last: Everth Cabrera on September 5, 2009 @ LAD
Double Plays Turned, First Baseman	5, 5x, last: Eric Hosmer on July 3, 2018 @ OAK
Double Plays Turned, Second Baseman	5, 2x, last: Jedd Gyorko on May 17, 2014 @ COL
Double Plays Turned, Shortstop	6, Ozzie Smith on August 25, 1979 @ PIT (19 innings)
Double Plays Turned, Third Baseman	4, Christian Villanueva on July 3, 2018 @ OAK
Putouts by OF, 9-Inning Game	10, 4x, last: Manuel Margot on May 20, 2018 @ PIT
Putouts by OF, Extra-Inning Game	11, 2x, last: Jon Jay on May 22, 2016 vs. LAD (17 innings)
Putouts by 1B, 9-Inning Game	19, 2x, last: Mike Ivie on August 6, 1975 vs. HOU
Putouts by 1B, Extra-Inning Game	23, Derrel Thomas on June 20, 1978 vs. ATL (10 innings)
Putouts by 2B, 9-Inning Game	9, Tim Flannery on September 29, 1985 @ ATL
Putouts by 2B, Extra-Inning Game	11, Tadahito Iguchi on April 17, 2008 vs. COL (22 innings)
Putouts by SS, 9-Inning Game	8, Ozzie Smith on July 7, 1979 @ NYM
Putouts by SS, Extra-Inning Game	7, 4x, last: Everth Cabrera on September 16, 2009 vs. ARI (10 innings)
Putouts by 3B, 9-Inning Game	5, 8x, last: Manny Machado on April 9, 2022 @ ARI
Putouts by 3B, Extra-Inning Game	5, Luis Salazar on August 10, 1983 @ HOU (14 innings)
Putouts by C, 9-Inning Game	18, 2x, last: Austin Hedges on September 18, 2018 vs. SF
Putouts by C, Extra-Inning Game	22, Ben Davis on June 19, 2001 vs. SF (15 innings)
Putouts by Pitcher, 9-Inning Game	5, 2x, last: Jimmy Jones on April 22, 1988 vs. HOU
Assists by OF, 9-Inning Game	2, many times, last: Jose Pirela on April 3, 2018 vs. COL
Assists by OF, Extra-Inning Game	3, Tony Gwynn on August 27, 1986 vs. NYM
Assists by 1B, 9-Inning Game	5, 4x, last: Jake Cronenworth on June 13, 2023 vs. CLE
Assists by 1B, Extra-Inning Game	5, 2x, last: Dave Magadan on June 5, 2000 @ OAK (10 innings)
Assists by 2B, 9-Inning Game	10, 2x, last: Fernando Gonzalez on June 15, 1979 vs. CHC
Assists by 2B, Extra-Inning Game	13, Mark Loretta on May 7, 2003 @ MON (10 inning)
Assists by SS, 9-Inning Game	12, 2x, last: Ozzie Smith on April 12, 1980 vs. SF
Assists by SS, Extra-Inning Game	11, Ozzie Smith on September 1, 1978 vs. MON
Assists by 3B, 9-Inning Game	9, Kevin Kouzmanoff on September 4, 2008 @ MIL
Assists by 3B, Extra-Inning Game	9, Paul Dade on July 27, 1979 vs. SF (11 innings)
Assists by C, 9-Inning Game	6, Bill Fahey on May 15, 1980 vs. STL
Assists by C, Extra-Inning Game	6, Benito Santiago on May 15, 1989 @ MON (11 innings)
Assists by Pitcher, 9-Inning Game	7, Andrew Cashner on July 23, 2013 vs. LAD
Assists by Pitcher, Extra-Inning Game	7, 2x, last: Randy Jones on June 24, 1975 vs. SF (10 innings)

HISTORY & RECORDS

SINGLE-INNING RECORDS

Club Batting	
Plate Appearances	17, May 31, 1994 vs. PIT (2nd inning)
Runs Scored	13, 2x, last: May 31, 1994 vs. PIT (2nd inning)
Hits	10, 2x, last: September 12, 2004 @ COL (9th inning)
Doubles	4, 5x, last: June 4, 2018 vs. ATL (5th inning)
Triples	2, 25x, last: September 24, 2023 vs. STL (2nd inning)
Home Runs	4, May 17, 2001 @ NYM (3rd inning)
RBI	13, August 24, 1993 vs. STL (1st inning)
Walks	6, 2x, last: June 28, 2002 @ KC (1st inning)
Stolen Bases	5, 2x, last: October 2, 1999 @ ARI (7th inning)

Club Pitching	
Hits Allowed	10, August 6, 2007 @ STL (5th Inning)
Runs Allowed	13, July 15, 1997 vs. SF (7th Inning)
Earned Runs Allowed	12, July 15, 1997 vs. SF (7th Inning)
Singles Allowed	8, 4x, last: June 2, 2016 vs. SEA (7th inning)
Doubles Allowed	4, 13x, last: April 14, 2023 vs. MIL (1st inning)
Triples Allowed	3, 4x, last: April 9, 2006 vs. COL (5th Inning)
Home Runs Allowed	4, 3x, last: September 29, 2021 @ LAD (8th Inning)
Walks Allowed	7, August 30, 2011 @ LAD (2nd Inning)
Wild Pitches	4, June 28, 1969 vs. LAD (3rd inning)
Pitchers Used	5, 3x, last: September 20, 2012 @ ARI (9th inning)

Club Fielding	
Errors Committed	4, September 15, 1977 vs. ATL (8th inning)
Passed Balls	2, 7x, last: May 6, 2012 vs. MIA (8th inning)

Individual Batting	
Hits	2, many times, last: Gary Sanchez on August 2, 2023 @ COL (9th inning)
Singles	2, many times, last: Fernando Tatis Jr. on June 14, 2019 @ COL (9th inning)
Doubles	2, 2x, last: Phil Stephenson on June 4, 1990 vs. HOU (8th inning)
Triples	1, many times
Home Runs	1, many times
RBI	5, Bret Boone on June 26, 2000 @ LAD (2nd inning)
Stolen Bases	3, Wil Myers on August 16, 2017 vs. PHI (4th inning)

Individual Pitching	
Hits Allowed	8, 5x, last: Robbie Erlin on September 8, 2018 @ CIN (2nd inning)
Runs Allowed	9, 2x, last: Brett Tomko on August 9, 2002 @ CIN (1st inning)
Earned Runs Allowed	9, Brett Tomko on August 9, 2002 @ CIN (1st inning)
Singles Allowed	7, 5x, last: Robbie Erlin on September 8, 2018 @ CIN (2nd inning)
Doubles Allowed	4, 8x, last: Michael Wacha on April 14, 2023 vs. MIL (1st inning)
Triples Allowed	3, 2x, last: Tim Scott on May 15, 1997 @ CHC (7th inning)
Home Runs Allowed	4, Craig Stammen on June 9, 2019 vs. WSH (8th inning)
Walks Allowed	6, Tim Stauffer on August 30, 2011 @ LAD (2nd inning)

DOUBLEHEADER RECORDS

Club General	
Padres Players Used, Both Games	41 on May 30, 1977 @ SF
Opposing Players Used, Both Games	43 on September 21, 1988 @ LAD
Players Used by Both Teams, Both Games	75 on September 25, 1986 @ LAD
Longest Games, Innings	30 on September 24, 1971 vs. HOU (G1: 21 innings and G2: 9 innings)
Longest Games, Time	7:39 on September 24, 1971 vs. HOU (G1 at 5:25 and G2 at 2:14)

Club Batting	
Strikeouts	23 on September 2, 2017 vs. LAD (G1: 9 and G2: 14)
Strikeouts, Extra-Inning Games	23, 2x, last: May 8, 1970 @ MON (G1: 11 and G2: 12)
Strikeouts, Both Teams	43 on July 8, 1995 @ HOU (G1: 31 and G2: 12)

Club Pitching	
Strikeouts	26 on May 29, 1971 vs. NYM (G1: 10 and G2: 16)
Strikeouts, Both Teams	43 on July 8, 1995 @ HOU (G1: 31 and G2: 12)
Pitchers Used, Padres	13 on May 30, 1977 @ SF (G1:6 and G2:7)
Pitchers Used, Padres in Extra-Innings	15 on June 16, 1985 @ SF (G1: 5 and G2: 10 in 13 innings)

Individual Batting	
Hits	7, 7x, last: Jurickson Profar on Aug. 2, 2022 vs. COL
Doubles	5, Mike Ivie on May 30, 1977 @ SF
Home Runs	5, Nate Colbert on August 1, 1972 @ ATL
RBI	13, Nate Colbert on August 1, 1972 @ ATL
XBH	5, 3x, last: Sixto Lezcano on July 31, 1982 @ CIN
Total Bases	22, Nate Colbert on August 1, 1972 @ ATL

Individual Pitching	
Won Both Games	Bob Miller on June 23, 1971 vs. HOU
Lost Both Games	Mark Thurmond on June 16, 1985 @ SF
Saves in Both Games	Fernando Rodney on May 11, 2016 @ CHC
Runs Scored in a Loss	14, August 29, 2001 @ STL (14-16)



CONSECUTIVE RECORDS

Club General

Games Won, Overall	14 (June 18-July 2, 1999)
Games Won, Home	11 (May 2-31, 2005)
Games Won, Road	8 (April 19-May 14, 2006)
Games Won vs. Any One Club, Home	15 (April 16, 1993-August 12, 1995 vs. STL)
Games Won vs. Any One Club, Road	11 (September 19, 2009-August 11, 2012 @ PIT)
Games Lost, Overall	13 (May 8-21, 1994)
Games Lost, Home	12 (May 22-June 10, 1972)
Games Lost, Road	13 (April 25-May 18, 1971)
Games Lost vs. Any One Club, Home	14 (April 8, 1973-September 26, 1974 vs. LAD)
Games Lost vs. Any One Club, Road	14 (May 4, 1993-May 24, 1995 @ MON)

Club Batting

Hits in One Game, Padres	8, 4x, last: September 8, 2017 @ ARI
Hits in One Game, Opponent	10 (August 6, 2007 @ STL)
Batters Hitting Home Runs, Padres	3, 4x, last: April 1, 1997 vs. NYM (Gomez, Henderson, Veras in 6th inning)
Batters Reaching Base Safely, Opponents	11, 2x, last: August 6, 2007 @ STL

Club Pitching

Shutouts, Won	4 (July 28-31, 1984)
Shutouts vs. One Club	2, 22x, last: September 20 and 21, 2022 vs. STL
Strikeouts in One Game, Relievers	9, September 12, 2018 @ SEA (José Castillo and Craig Stammen, Trey Wingenter, Robert Stock)
Scoreless Innings Pitched, Padres	40.2, July 28 (7th inning) - August 1 (1st inning), 1984
Scoreless Innings Pitched, Opponents	37.2, July 21-24, 1971
Scoreless Innings Pitched vs. Single Club	31.0, April 22 (4th inning)-July 26 (8th inning), 1988 vs. HOU
Hitless Innings To Start Game	9.0, April 9, 2021 @ TEX (Joe Musgrove no-hitter)

Club Fielding

Games Without an Error	16, April 4-23, 2022
Games Without an Error to Begin a Season	16 (April 4-23, 2022)
Innings without an Error	170.0, July 28 (8th inning)-August 18 (8th inning), 2021
Most Errorless Games, Single Season	107, 2x, (2023, 2010)
Games With 1+ Error	18 (June 5-22, 1971)
Games with a Double Play, Padres	15 (July 30-August 15, 1975)
Games with a Double Play, Opponents	18 (May 13-June 2, 1986)

Individual General

Games Played	305, Steve Garvey (1984-1986)
Successful Stolen Base Attempts	28, Everth Cabrera (September 25, 2010 - August 25, 2012)

Individual Batting

Hitting Streak	34 games, Benito Santiago (August 25-October 2, 1987)
Hits Without Making an Out	8, 5x, last: Kevin Kouzmanoff (August 12-13, 2009)
Times Reaching Base Safely (via H, BB and HBP)	13, Brian Giles (June 19-22, 2005)
Games with a Home Run	6, Graig Nettles (August 11-22, 1984)
At Bats with a Home Run, Same Batter	3, 11x, last: Hunter Renfroe (July 24-25, 2018)
Hits as a Pinch Hitter	6, 2x, last: Brett Wallace (August 23 -September 4, 2015)

Individual Pitching

Winning Decisions, Starter	11, 3x, last: Kevin Brown (May 26-August 5, 1998)
Winning Decisions, Reliever	11, Butch Metzger (September 22, 1975-August 8, 1976)
Losing Decisions	11, Gary Ross (May 4-August 20, 1969)
Complete Games	5, 2x, last: Randy Jones (1976)
Winning Decisions vs. Single Club	11, Jake Peavy (September 22, 2004-September 25, 2008 vs. LAD)
Hitless Innings to Start Game	9.0, Joe Musgrove (April 9, 2021 @ TEX)
Hitless Innings	13.0, Blake Snell (August 31-September 7, 2021)
Shutouts	3, 2x, last: Randy Jones (May 6-16, 1980)
Scoreless Innings, Starter	30.0, Randy Jones (1980)
Scoreless Innings, Reliever	33.2, Cla Meredith (2006)
Strikeouts	9, Jake Peavy (April 25, 2007)
Batters Retired	28, 3x, last: Blake Snell (August 31-September 7, 2021)
Batters Retired, Single Game	25, Bob Shirley (April 22, 1977 @ HOU)
Walkless Innings	68.0, Randy Jones (May 17-June 22, 1976)

HISTORY & RECORDS

CONSECUTIVE RECORDS

Longest Hitting Streak

Rank	Player	Games	Year
1	Benito Santiago	34	1987
2	John Flaherty	27	1996
3	Tony Gwynn	25	1983
4	Bip Roberts	23	1994
5	Bobby Brown	21	1983
	Steve Finley	21	1996
7	Tony Gwynn	20	1997
8	Tony Gwynn	19	1997
	Tony Fernandez	19	1992
10	Eric Owens	18	1999
	Tony Gwynn	18	1988
	Chris James	18	1989
	Gary Sheffield	18	1992

Longest Winning Streaks

Rank	Games	Dates	Year
1	14	June 18-July 2, 1999	1987
2	11	June 7-19, 1998	1996
	11	April 14-27, 1982	1983
4	10	July 25-August 4, 1978	1994
	10	May 15-May 25, 2009	1983
6	9	April 30-May 8, 2006	1996
	9	May 4-May 23, 2021	2021

ROOKIE BATTING RECORDS

Games

1	Ozzie Smith	1978	159
2	Bill Almon	1977	155
	Yonder Alonso	2012	155
4	Dave Campbell	1970	154
5	Josh Barfield	2006	150
	Mike Champion	1977	150

AVG

1	Benito Santiago	1987	.300
2	Juan Bonilla	1981	.290
3	Gene Richards	1977	.290
4	Josh Barfield	2006	.280
5	Kevin Kouzmanoff	2007	.275

OBP

1	Gene Richards	1977	.363
2	Khalil Greene	2004	.349
3	Yonder Alonso	2012	.348
4	Carmelo Martinez	1984	.340
5	Juan Bonilla	1981	.337

SLG

1	Benito Santiago	1987	.467
2	Kevin Kouzmanoff	2007	.457
3	Khalil Greene	2004	.446
4	Jedd Gyorko	2013	.444
5	Josh Barfield	2006	.423

Hits

1	Benito Santiago	1987	164
2	Bill Almon	1977	160
3	Gene Richards	1977	152
	Ozzie Smith	1978	152
5	Josh Barfield	2006	151

Doubles

1	Yonder Alonso	2012	39
2	Benito Santiago	1987	33
3	Josh Barfield	2006	32
4	Khalil Greene	2004	31
5	Kevin Kouzmanoff	2007	30

Triples

1	Bill Almon	1977	11
	Gene Richards	1977	11
3	Everth Cabrera	2009	8
4	Cito Gaston	1969	7
	Stan Jefferson	1987	7
	Jerry Morales	1972	7
	Luis Salazar	1980	7
	Manuel Margot	2017	7

Home Runs

1	Hunter Renfroe	2017	26
2	Jedd Gyorko	2013	23
3	Fernando Tatis Jr.	2019	22
4	Ryan Schimpf	2016	20
	Christian Villanueva	2018	20

RBI

1	Benito Santiago	1987	79
2	Kevin Kouzmanoff	2007	74
3	Carmelo Martinez	1984	66
4	Khalil Greene	2004	65
5	Jedd Gyorko	2013	63

Runs Scored

1	Roberto Alomar	1988	84
2	Gene Richards	1977	79
3	Ricky Gutierrez	1993	76
4	Bill Almon	1977	75
5	Josh Barfield	2006	72

AB

1	Bill Almon	1977	613
2	Ozzie Smith	1978	590
3	Dave Campbell	1970	581
4	Enzo Hernandez	1971	549
	Yonder Alonso	2012	549

BB

1	Carmelo Martinez	1984	68
2	Yonder Alonso	2012	62
3	Gene Richards	1977	60
4	Enzo Hernandez	1971	54
5	Khalil Greene	2004	53

SO

1	Hunter Renfroe	2017	140
2	Jedd Gyorko	2013	123
3	Cito Gaston	1969	117
4	Dave Campbell	1970	115
5	Bill Almon	1977	114

SB

1	Gene Richards	1977	56
2	Ozzie Smith	1978	40
3	Stan Jefferson	1987	34
4	Alan Wiggins	1982	33
5	Travis Jankowski	2016	30

All club records are only in seasons with at least 162 games played

HISTORY & RECORDS

ROOKIE PITCHING RECORDS

Wins			
1	Bob Shirley	1977	12
2	Butch Metzger	1976	11
3	Matt Clement	1999	10
	Eric Show	1982	10
5	11 tied with		9

Losses			
1	Clay Kirby	1969	20
2	Steve Arlin	1971	19
3	Bob Shirley	1977	18
4	Bill Greif	1972	16
5	Joe McIntosh	1975	15

Winning Percentage			
1	Butch Metzger	1976	.733
2	Eric Show	1982	.625
3	Joey Hamilton	1994	.600
4	Jimmy Jones	1987	.563
	Chris Paddock	2019	.563

Appearances			
1	Butch Metzger	1976	77
2	Larry Hardy	1974	76
3	Akinori Otsuka	2004	73
4	Luke Gregerson	2009	72
5	Kevin Walker	2000	70

Games Started			
1	Clay Kirby	1969	35
	Bob Shirley	1977	35
3	Steve Arlin	1971	34
4	Matt Clement	1999	31
	Dave Freisleben	1974	31

Complete Games			
1	Steve Arlin	1971	10
2	Dave Freisleben	1974	6
	Randy Jones	1973	6
4	Dan Spillner	1974	5
5	Four tied with		4

Shutouts			
1	Steve Arlin	1971	4
2	Eight tied with		2

Saves			
1	Butch Metzger	1976	16
2	Luis DeLeon	1982	15
3	Al Severinsen	1971	8
4	Dale Thayer	2012	7
5	Frank Reberger	1969	6
	Greg Harris	1989	6
	Kevin Quackenbush	2014	6

IP			
1	Steve Arlin	1971	2272
2	Clay Kirby	1969	215.2
3	Bob Shirley	1977	214.0
4	Dave Freisleben	1974	211.2
5	Al Santorini	1969	184.2

ERA			
1	Steve Arlin	1971	3.48
2	Dave Freisleben	1974	3.66
3	Joe McIntosh	1975	3.69
4	Bob Shirley	1977	3.70
5	Chris Welsh	1981	3.78

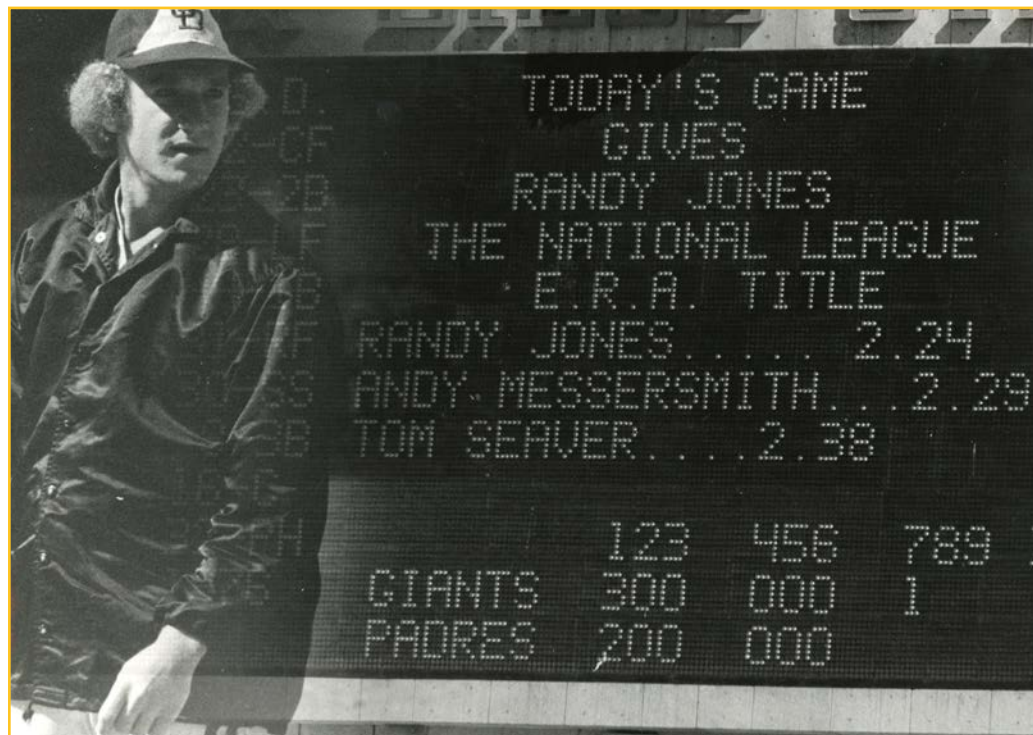
SO			
1	Steve Arlin	1971	156
2	Cory Luebke	2011	154
3	Chris Paddock	2019	153
4	Bob Shirley	1977	146
5	Joey Lucchesi	2018	145

BB			
1	Dave Freisleben	1974	112
2	Steve Arlin	1971	103
3	Clay Kirby	1969	100
	Bob Shirley	1977	100
5	Matt Clement	1999	86

Opponent AVG			
1	Dave Freisleben	1974	.242
2	Steve Arlin	1971	.244
3	Clay Kirby	1969	.252
4	Bob Shirley	1977	.259
5	Dave Roberts	1970	.261

SO/9			
1	Matt Clement	1999	6.73
2	Steve Arlin	1971	6.17
3	Bob Shirley	1977	6.14
4	Mike Caldwell	1972	5.61
5	Dave Freisleben	1974	5.53

Min. 162.0 IP for SO/9, ERA and Opponents AVG.
Min. 15 decisions for Winning Percentage



HISTORY & RECORDS

BATTING RECORDS BY POSITION

Games			
C	Benito Santiago	1991	151
1B	Steve Garvey	1985	162
2B	Roberto Alomar	1989	157
	Alan Wiggins	1984	157
3B	Chase Headley	2012	159
SS	Freddy Galvis	2018	160
OF	Brian Giles	2004	159
	Tony Gwynn	1986	159

Batting AVG			
C	Terry Kennedy	1981	.303
1B	Wally Joyner	1997	.324
2B	Mark Loretta	2004	.335
3B	Gary Sheffield	1992	.330
SS	Fernando Tatis Jr.	2019	.317
OF	Tony Gwynn	1994	.396

OBP			
C	Gene Tenace	1977	.448
1B	Jack Clark	1990	.438
2B	Mark Loretta	2004	.391
3B	Ken Caminiti	1996	.409
SS	Fernando Tatis Jr.	2019	.379
OF	Tony Gwynn	1994	.456

SLG			
C	Mike Piazza	2006	.514
1B	Fred McGriff	1992	.557
2B	Mark Loretta	2004	.495
3B	Ken Caminiti	1996	.623
SS	Fernando Tatis Jr.	2021	.611
OF	Greg Vaughn	1998	.590

Hits			
C	Benito Santiago	1987	164
1B	Steve Garvey	1985	184
2B	Mark Loretta	2004	208
3B	Gary Sheffield	1992	183
SS	Tony Fernandez	1992	171
OF	Tony Gwynn	1987	217

Doubles			
C	Terry Kennedy	1982	40
1B	Adrian Gonzalez	2007	46
2B	Mark Loretta	2004	47
3B	Ken Caminiti	1996	37
SS	Khalil Greene	2007	44
OF	Tony Gwynn	1997	48

Triples			
C	Nick Hundley	2011	5
	Benito Santiago	1990	5
1B	Ryan Klesko	2001	6
	Steve Garvey	1985	6
2B	Jeff Gardner	1993	7
	Alan Wiggins	1984	7
3B	Sean Burroughs	2003	6
	Luis Salazar	1980	6
SS	Bill Almon	1977	11
OF	Tony Gwynn	1987	13
	Dave Roberts	2006	13

HR			
C	Mike Piazza	2006	20
1B	Adrian Gonzalez	2009	39
2B	Jedd Gyorko	2013	23
3B	Phil Nevin	2001	41
SS	Fernando Tatis Jr.	2021	42
OF	Greg Vaughn	1998	50

RBI			
C	Terry Kennedy	1983	93
1B	Adrian Gonzalez	2008	119
2B	Mark Loretta	2004	76
3B	Ken Caminiti	1996	130
SS	Khalil Greene	2007	97
	Fernando Tatis Jr.	2021	97

Runs Scored			
C	Terry Kennedy	1982	70
1B	Ryan Klesko	2001	105
2B	Mark Loretta	2004	108
3B	Ken Caminiti	1996	109
SS	Fernando Tatis Jr.	2021	99
OF	Steve Finley	1996	124

AB			
C	Benito Santiago	1991	577
1B	Steve Garvey	1985	654
2B	Roberto Alomar	1989	622
3B	Kevin Kouzmanoff	2008	624
SS	Tony Fernandez	1992	622
OF	Steve Finley	1996	653

BB			
C	Gene Tenace	1977	88
1B	Jack Clark	1989	120
2B	Quilvio Veras	1998	83
3B	Chase Headley	2012	86
SS	Ozzie Smith	1980	71
OF	Juan Soto	2023	123

SO			
C	Derek Norris	2016	135
1B	Wil Myers	2017	180
2B	Damian Jackson	2001	124
3B	Chase Headley	2012	155
SS	Fernando Tatis Jr.	2021	153
OF	Mike Cameron	2007	160

SB			
C	Benito Santiago	1987	21
1B	Alan Wiggins	1983	28
	Wil Myers	2016	28
2B	Alan Wiggins	1984	68
3B	Luis Salazar	1982	29
SS	Ozzie Smith	1980	57
OF	Gene Richards	1980	61

HISTORY & RECORDS



RELIEF PITCHING RECORDS

Wins			
1	Butch Metzger	1976	11
	Rollie Fingers	1980	11
3	Goose Gossage	1984	10
	Dan Miceli	1998	10
5	Six tied with		9

Losses			
1	Rollie Fingers	1978	13
2	Gary Lucas	1982	10
	Lance McCullers	1987	10
	Mark Davis	1988	10
5	Three tied with		9

Winning Percentage			
1	Scott Linebrink	2005	.889
2	Kevin Walker	2000	.875
	Rudy Seanez	2005	.875
4	Mark Grant	1989	.800
5	Two tied with		.778

Appearances			
1	Craig Lefferts	1986	83
2	Brad Hand	2016	82
3	Heath Bell	2007	81
4	Luke Gregerson	2010	80
	Cla Meredith	2007	80

IP			
1	Rollie Fingers	1977	132.1
2	Butch Metzger	1976	123.1
	Lance McCullers	1987	123.1
4	Dan Spillner	1977	123.0
5	Greg Harris	1990	117.1

ERA			
1	Cla Meredith	2006	1.07
2	Kirby Yates	2019	1.19
3	Josh Hader	2023	1.28
4	Bob Miller	1971	1.41
5	Trevor Hoffman	1998	1.48

SO			
1	Lance McCullers	1987	126
2	Rollie Fingers	1977	113
3	Trevor Hoffman	1996	111
	Trevor Hoffman	1997	111
	Brad Hand	2016	111

BB			
1	Dan Spillner	1977	60
2	Lance McCullers	1987	59
3	John D'Acquisto	1979	57
4	Lance McCullers	1988	55
5	Butch Metzger	1976	52

Opponent AVG			
1	Tim Worrell	1996	.137
2	Joaquin Benoit	2014	.151
3	Mike Adams	2011	.155
4	Joaquin Benoit	2015	.159
5	Ryan Buchter	2016	.160

SO/9			
1	Kirby Yates	2019	14.98
2	Kirby Yates	2017	14.07
3	Josh Hader	2023	13.58
4	Craig Kimbrel	2015	13.20
5	Brad Hand	2018	13.20

HISTORY & RECORDS

LAST TIME IT HAPPENED

Batting

Hit For the Cycle	Jake Cronenworth (July 16, 2021 @ WSH)
Hit For the Cycle, Opponent	Eduardo Escobar (June 6, 2022 vs. NYM)
Inside-the-Park Home Run	Jake Cronenworth (August 17, 2021 @ COL, 7th inning, off German Marquez)
Inside-the-Park Home Run, Opponent	Jordan Luplow (June 21, 2022 @ ARI, 3rd inning, off Sean Manaea)
Home Runs from Both Sides of the Plate	Yangervis Solarte (May 27, 2016 vs. ARI)
Two Home Runs, Single Game	Juan Soto (September 26, 2023 @ SFG)
Three Home Runs, Single Game	Fernando Tatis Jr. (June 25, 2021 vs. ARI)
Leadoff Home Run	Ha-Seong Kim (August 19, 2023 @ ARI, off Merrill Kelly)
Grand Slam	Juan Soto (September 17, 2023 @ OAK, 8th inning, off Devin Sweet)
Grand Slam, Opponent	Gabriel Moreno (August 19, 2023 vs. ARI, 7th inning, off Nick Martinez)
Pinch-Hit Grand Slam	Hunter Renfro (May 5, 2019 vs. LAD, 9th inning, off Kenley Jansen)
Pinch-Hit Grand Slam, Opponent	Pat Valaika (September 16, 2017 @ COL, 7th inning, off Cory Mazzoni)
Two Grand Slams in Single Game, Opponent	Moises Alou (1st inning) and Gary Sheffield (5th inning), April 28, 1997 @ FL
Grand Slam by Pitcher	Daniel Camarena (July 8, 2021 vs. WSH, 4th inning, off Max Scherzer)
Walk-Off Home Run	Xander Bogaerts (September 19, 2023 vs. COL, 9th inning, off Tyler Kinley)
Home Run by Pitcher	Ryan Weathers (July 24, 2021 @ MIA, 3rd inning, off Braxton Garrett)
Home Run by Pitcher, Opponent	Logan Webb (October 3, 2021 @ SF), 5th inning off Nabil Crismatt)
Back-to-Back Home Runs	Fernando Tatis Jr., Juan Soto (September 1, 2023 vs. SF, 1st inning, off Tristan Beck)
Back-to-Back-to-Back Home Runs	Chris Gomez, Rickey Henderson, Quilvio Veras (April 1, 1997 vs. NYM)
Back-to-Back-to-Back Home Runs to Start a Game	Marvell Wynne, Tony Gwynn and John Kruk (April 13, 1987 vs. SF)
Four Home Runs, Single Inning	May 17, 2001 at New York-NL (3rd inning)
Three Players with Four-or-More Hits	Carlos Asuaje, Jose Pirela, Matt Szczur (July 21, 2017 @ SF)
Five Hits, Single Game	Juan Soto (June 7, 2023 vs. SEA)
Six Hits, Single Game	Adrian Gonzalez (August 11, 2009 @ MIL)
Six RBI, Single Game	Juan Soto (September 17, 2023 @ OAK)
Seven RBI, Single Game	Wil Myers (July 16, 2021 @ WSH)
Three-or-More Steals, Single Game	Ha-Seong Kim, 3, (September 8, 2023 @ HOU)
Two-Hits, Single Inning	Gary Sanchez (August 2, 2023 @ COL, 9th inning)
Two-Singles, Single Inning	Fernando Tatis Jr. (June 14, 2019 @ COL, 9th inning)
Two Doubles, Single Inning	Phil Stephenson (June 4, 1990 vs. HOU, 8th inning)
Two Triples, Single Inning	Never
Two Home Runs, Single Inning	Never
Five RBI, Single Inning	Bret Boone (June 26, 2000 @ LAD, 2nd inning)
Five Strikeouts, Single Game	Chase Headley (June 7, 2009 vs. ARI, 18 innings)
10-or-More Runs, Single Inning	10 (April 12, 2010 vs. ATL, 4th inning)

Pitching

No-Hitter	Joe Musgrove (April 9, 2021 @ TEX)
No-Hitter, Opponent	Tyler Gilbert (August 14, 2021 @ ARI)
No-Hitter, Petco Park	Tim Lincecum (July 13, 2013 vs. SF)
One-Hitter	Joe Musgrove and Craig Stammen (June 3, 2022 @ MIL)
One-Hitter, Opponent	Max Scherzer and Justin Bruhl (September 12, 2021 @ LAD)
Two Consecutive Complete Games	May 26, 2005 @ ARI (Jake Peavy) and May 27, 2005 @ SF (Brian Lawrence)
Three Consecutive Complete Games	September 24-25, 1988 vs. HOU and September 26-27, 1988 vs. LAD (4 complete games)
Back-to-Back Shutouts	September 20, 2022 vs. STL and September 21, 2022 vs. STL
Back-to-Back-to-Back Shutouts	April 23-24, 1988 vs. HOU and April 26, 1988 vs. STL
Back-to-Back-to-Back-to-Back Shutouts	July 28-29, 1984 vs. HOU and July 30-31, 1984 vs. LAD
Back-to-Back Complete Games	May 26, 2005 @ ARI (Jake Peavy) and May 27, 2005 @ SF (Brian Lawrence)
Back-to-Back Complete Game Shutouts	August 14-16, 1998 vs. MIL, Sterling Hitchcock and Kevin Brown

HISTORY & RECORDS

LAST TIME IT HAPPENED

Defensive

Triple Play	June 10, 2010 @ NYM (G2), turned by Chase Headley (3B), Lance Zawadzki (2B) and Adrian Gonzalez (1B).
Triple Play, Opponent	August 7, 2016 vs. PHI (Jabari Blash in the 7th)
Committed Four Errors	September 10, 2023 @ HOU
Committed Five Errors	May 17, 2002 vs. NYM
Committed Six Errors	June 1, 1990 vs. ATL
Turned Five Double Plays	July 3, 2018 @ OAK
Turned Six Double Plays	August 28, 2016 @ MIA

Baserunning

Straight Steal of Home	Melvin Upton Jr. (June 3, 2016 vs. COL)
Straight Steal of Home, Opponent	Elvis Andrus (September 1, 2015 vs. TEX)
Steal of Home in a Double Steal	Manuel Margot (July 13, 2019 vs. ATL)
Steal of Home in a Double Steal, Opponent	Josh Rojas (April 4, 2023 vs. ARI)
Stolen Base by a Pitcher	Tyson Ross (July 1, 2018 vs. PIT)
Stolen Base by a Pitcher, Opponent	Shohei Ohtani (August 14, 2018 vs. LAA)

All-Time Triple Plays Turned by San Diego (8)

Date	Opponent	Batter	Inn.	Players Involved
August 13, 1969	vs. CHC	Williams	1	J. Niekro (P) to Dean (SS)
August 1, 1971	vs. ATL	Brown	7	Mason (2B) to Colbert (1B) to Hernandez (SS)
June 4, 1972	vs. CHC	Hundley	9	Robles (SS) to Thomas (2B) to Colbert (1B)
April 11, 1978	@ ATL	P. Niekro	2	Almon (3B) to Thomas (2B) to Richards (1B)
July 31, 1983	vs. ATL	Hubbard	4	Templeton (SS) to Flannery (2B) to Bevacqua (1B)
April 9, 1989	@ HOU	Caminiti	8	Salazar (3B) to Alomar (2B) to Clark (1B) to Parent (C)
May 19, 1997	@ CIN	Taubensee	1	Ashby (P) to Gomez (SS) to Cianfrocco (1B)
June 10, 2010 (G2)	@ NYM	Tejada	2	Headley (3B) to Zawadzki (2B) to Gonzalez (1B)



HISTORY & RECORDS

ALL-TIME ROSTER (1969-2023)

Through the end of the 2023 season, 1,133 players have appeared in at least one game for the Padres.

A (51)

Abner, Shawn (1987-91)
Abrams, CJ (2022)
Acosta, Ed (1971-72)
Adams, Austin (2020-2022)
Adams, Mike (2008-11)
Adkins, Jon (2006)
Alcántara, Sergio (2022)
Aldrete, Mike (1991)
Alexander, Manny (2005-2006)
Alfaro, Jorge (2022)
Alfonzo, Eliezer (2009)
Allen, Austin (2019)
Allen, Dusty (2000)
Allen, Greg (2020)
Allen, Logan (2019)
Almanzar, Carlos (1999-2000)
Almon, Bill (1974-79)
Almonte, Abraham (2014-15, 2020)
Alomar, Roberto (1988-90)
Alomar Jr., Sandy (1988-89)
Alonso, Yonder (2012-15)
Alou, Matty (1974)
Altavilla, Dan (2020-21)
Alvarez, Gabe (2000)
Alvarez, R.J. (2014)
Amarista, Alexi (2012-16)
Ambres, Chip (2008)
Ambriz, Hector (2014)
Andersen, Larry (1991-92)
Anderson, Dwain (1973)
Anderson, Shaun (2021)
Andreoli, John (2021)
Antonelli, Matt (2008-10)
Arcia, Jose (1969-70)
Arcia, Oswaldo (2016)
Arias, Alex (2001)
Arias, George (1997-99)
Arlin, Steve (1969-74)
Armstrong, Mike (1980-81)
Arrieta, Jake (2021)
Asadoor, Randy (1986)
Ashby, Andy (1993-99, 2004)
Ashford, Tucker (1976-78)
Astacio, Pedro (2005)
Aurilia, Rich (2004)
Asuaje, Carlos (2016-18)
Ausmus, Brad (1993-96)
Avila, Pedro (2019-)
Aybar, Erick (2017)
Azocar, José (2022-)
Azocar, Oscar (1991-92)

B (94)

Baek, Cha Seung (2008-09)
Baerga, Carlos (1999)
Baez, Michel (2019-)
Baker, Chuck (1978, 1980)
Baker, John (2012-13)
Baldschun, Jack (1969-70)
Banks, Josh (2008-09)

Bard, Josh (2006-08)
Barfield, Josh (2006)
Barker, Kevin (2002)
Barlow, Scott (2023)
Barnes, Clint (2015)
Barrett, Marty (1991)
Barrett, Michael (2007-08)
Bartlett, Jason (2011-12)
Barton, Bob (1970-72, 1974)
Bass, Anthony (2011-13)
Bass, Randy (1980-82)
Batchelor, Rich (1997)
Batten, Matthew (2022-)
Baumann, Buddy (2016-18)
Baxter, Mike (2010)
Bay, Jason (2003)
Beamon, Trey (1997)
Bean, Billy (1993-95)
Beatty, Matt (2022)
Beck, Rod (2003-04)
Beckert, Glenn (1974-75)
Bednar, David (2019-2020)
Bell, Derek (1993-94)
Bell, Heath (2007-11)
Bell, Josh (2022)
Bellhorn, Mark (2006)
Benes, Andy (1989-95)
Benoit, Joaquin (2014-15)
Bennett, Gary (2003)
Bergman, Sean (1996-97)
Bernal, Victor (1977)
Berumen, Andres (1995-96)
Beswick, Jim (1978)
Bethancourt, Christian (2016-17)
Bevacqua, Kurt (1979-80, 1982-85)
Bilardello, Dann (1991-92)
Blair, Dennis (1980)
Blair, Willie (1995-96)
Blanco, Henry (2009)
Blanks, Kyle (2009-2014)
Blash, Jabari (2016-17)
Blefary, Curt (1972)
Blum, Geoff (2005, 2006-2007)
Bocachica, Hiram (2007)
Bochtler, Doug (1995-97)
Bochy, Bruce (1983-87)
Boehringer, Brian (1998-2000)
Bogaerts, Xander (2023-)
Bolaños, Ronald (2019-20)
Bones, Ricky (1991)
Bonilla, Juan (1981-83)
Booker, Greg (1983-89)
Boone, Bret (2000)
Boone, Dan (1981-82)
Bowen, Rob (2006-2007)
Boxberger, Brad (2012-13)
Boyd, Jason (2002)
Boyer, Blaine (2014)
Brach, Brad (2011-13)
Bradley, Milton (2007)
Bragg, Darren (2004)

Branyan, Russell (2006-2007)
Bravo, Angel (1971)
Brazelton, Dewon (2006)
Breslow, Craig (2005)
Brewer, Colten (2018)
Briggs, Dan (1979)
Briggs, Doug (1992-94, 2007)
Brower, Jim (2006)
Brown, Bobby (1983-85)
Brown, Chris (1987-88)
Brown, Emil (2001)
Brown, Jarvis (1993)
Brown, Kevin (1998)
Brown, Ollie (1969-72)
Bruske, Jim (1997, 1998)
Buchanan, Brian (2002-04)
Buchter, Ryan (2016-17)
Buckner, Billy (2014)
Bumbry, Al (1985)
Burke, Chris (2009)
Burke, Greg (2009)
Burns, Cory (2012)
Burroughs, Sean (2002-05)
Burrows, Terry (1997)
Byers, Randell (1987-88)
Bynum, Mike (2002-04)

C (86)


Cabrera, Everth (2009-2014)
Cahill, Trevor (2017)
Caldwell, Mike (1971-73)
Cameron, Kevin (2007-08)
Camarena, Daniel (2021-)
Cameron, Mike (2006-2007)
Caminiti, Ken (1995-98)
Campbell, Dave (1970-73)
Campbell, Mike (1994)
Campos, Leonel (2014-16)
Campusano, Luis (2020-)
Cannizzaro, Chris (1969-71, 1974)
Canó, Robinson (2022)
Cantu, Jorge (2011)
Capps, Carter (2017)
Cardona, Javier (2002)
Caratini, Victor (2021)
Carlton, Luke (2008)
Carlton, Drew (2023-)
Carlyle, Buddy (1999-2000)
Carpenter, Andrew (2011)
Carpenter, Matt (2023)
Carrillo, Cesar (2009-10)
Carter, Joe (1990)
Cash, Dave (1980)
Cashner, Andrew (2012-16)
Cassel, Jack (2007)
Cassidy, Scott (2005-2006)
Castilla, Vinny (2006)
Castillo, Ivan (2021)
Castillo, José (2018-)
Castillo, Tony (1978)
Castro, Jason (2020)

Cedeno, Andujar (1995-96)
Cedeno, Ronny (2013)
Chacin, Jhoulys (2017)
Champion, Mike (1976-78)
Chiffer, Floyd (1982-84)
Choi, Ji-Man (2023)
Cianfrocco, Archi (1993-98)
Cimber, Adam (2018)
Ciriaco, Pedro (2013)
Cirillo, Jeff (2004)
Clark, Brady (2007)
Clark, Jack (1989-90)
Clark, Jerald (1988-92)
Clark, Jermaine (2003)
Clark, Phil (1993-95)
Clark, Tony (2008)
Clarke, Horace (1974)
Clemens, Paul (2016)
Clement, Matt (1998-2000)
Clements, Pat (1989-92)
Clevinger, Mike (2020-22)
Colangelo, Mike (2001)
Colbert, Nate (1969-74)
Coleman, Dusty (2017)
Coastock, Keith (1987-88)
Condrey, Clay (2002-03)
Conrad, Brooks (2014)
Coolbaugh, Scott (1991)
Coombs, Danny (1970-71)
Cooper, Garrett (2023)
Cora, Joey (1987, 1989-90)
Cordero, Franchy (2017-2020)
Córdoba, Allen (2017)
Corey, Bryan (2008)
Corkins, Mike (1969-74)
Corrales, Pat (1972-73)
Correia, Kevin (2009-10)
Cosart, Jarred (2016-17)
Cosgrove, Tom (2023-)
Costello, John (1991)
Couchee, Mike (1983)
Crabbe, Callix (2008)
Crespo, Danny (2001-02)
Crisnacht, Nabil (2021-2023)
Cronenworth, Jake (2020-)
Cruz, Deivi (2002)
Cruz Jr., Jose (2007)
Cruz, Nelson (2023)
Cunnane, Will (1997-2000)
Cunningham, Aaron (2010-2011)
Curtis, John (1980-82)
Cust, Jack (2006)
Cyr, Eric (2002)

D (49)

D'Acquisto, John (1977-80)
d'Arnaud, Chase (2017)
Dade, Paul (1979-80)
Dahl, David (2023)
Darnell, James (2011-12)
Darr, Mike (1999-2001)
Darvish, Yu (2021-)

HISTORY & RECORDS



Dascenzo, Doug (1996)
 DaVanon, Jerry (1969)
 Davey, Tom (2000-02)
 Davies, Zach (2020)
 Davis, Ben (1998-01)
 Davis, Bill (1969)
 Davis, Bob (1973, 1975-78)
 Davis, Jerry (1983, 1985)
 Davis, John (1990)
 Davis, Mark (1987-89, 1993-94)
 Davis, Storm (1987)
 Davis, Willie (1976)
 Deago, Roger (2003)
 Decker, Cody (2015)
 Dean, Tommy (1969-71)
 Decker, Jaff (2013)
 Decker, Marty (1983)
 Deduno, Samuel (2011)
 Deer, Rob (1996)
 De Haan, Kory (2000-02)
 De La Cruz, Eulogio (2009)
 DeLeon, Luis (1982-85)
 Denorfia, Chris (2010-2014)
 DeWitt, Matt (2002)
 Deshaies, Jim (1992)
 Despaigne, Odrisamer (2014-15)
 Detwiler, Ross (2021)
 Diaz, Miguel (2017-2021)
 Dickerson, Alex (2015-19)
 Dilone, Miguel (1985)
 Dishman, Glenn (1995-96)
 Dixon, Brandon (2022-23)
 Dobson, Pat (1970)
 Dominguez, Jose (2016)

Dorsett, Brian (1991)
 Doyle, Paul (1970)
 Dravecky, Dave (1982-87)
 Drury, Brandon (2022)
 Dukes, Tom (1969-70)
 Dunne, Mike (1990)
 Dupree, Mike (1976)
 Durango, Luis (2009-10)

E (23)

Eaton, Adam (2000-05)
 Eckstein, David (2009-10)
 Edmonds, Jim (2008)
 Edwards, Dave (1981-82)
 Edwards, Jon (2015)
 Edwards Jr., Carl (2019)
 Eichelberger, Juan (1978-82)
 Eiland, David (1992-93)
 Ekstrom, Mike (2008-09)
 Elliott, Donnie (1994-95)
 Elliott, Randy (1972, 1974)
 Ellis, A.J. (2018)
 Embree, Alan (2002, 2006)
 Engel, Adam (2023)
 Ensberg, Morgan (2007)
 Erdos, Todd (1997, 2000)
 Erlin, Robbie (2013-19)
 Esch, Jake (2017)
 Espada, Jose (2023)
 Estes, Shawn (2006, 2008)
 Ettles, Mark (1993)
 Evans, Barry (1978-81)
 Everitt, Leon (1969)

F (30)

Fahey, Bill (1979-80)
 Falkenberg, Brian (2005, 2008)
 Falu, Irving (2014)
 Faries, Paul (1990-92)
 Fernandez, Tony (1991-92)
 Ferrara, Al (1969-71)
 Fick, Robert (2004-05)
 Fikac, Jeremy (2001-2002)
 Fingers, Rollie (1977-80)
 Finley, Steve (1995-98)
 Fiore, Mike (1972)
 Fireovid, Steve (1981, 1983)
 Flaherty, John (1996-97)
 Flannery, Tim (1979-89)
 Florie, Bryce (1994-96)
 Floyd, Cliff (2009)
 Folkers, Rich (1975-76)
 Forsythe, Logan (2011-13)
 Foster, Alan (1975-76)
 France, Ty (2019-2020)
 Francoeur, Jeff (2014)
 Franklin, Jay (1971)
 Frazier, Adam (2021)
 Freisleben, Dave (1974-78)
 Friedrich, Christian (2016-17)
 Frieri, Ernesto (2009-12)
 Frisella, Danny (1975)
 Fuentes, Raymond (2013)
 Fuentes, Tito (1975-76)
 Fulchino, Jeff (2011)

G (65)

Gale, Rocky (2015-2017)

Gallagher, Sean (2009-10)
 Galvis, Freddy (2018)
 Gamble, Oscar (1978)
 Gamel, Ben (2023)
 Gant, Ron (2002)
 Garces, Frank (2014-16)
 Garcia, Carlos (1999)
 Garcia, Greg (2019-2020)
 Garcia, Jesse (2005)
 García, Luis (2022-23)
 Garcia, Ralph (1972, 1974)
 Gardner, Jeff (1992-93)
 Gardner, Wes (1991)
 Garland, Jon (2010)
 Garvey, Steve (1983-87)
 Gaspar, Rod (1971, 1974)
 Gaston, Clarence (1969-74)
 Gaudin, Chad (2009)
 Geer, Josh (2008-09)
 Geren, Bob (1993)
 Gerhardt, Rusty (1974)
 Germano, Justin (2003-05, 2007-08)
 Gerut, Jody (2008-09)
 Giles, Brian (2003-09)
 Giles, Marcus (2007)
 Giovanola, Ed (1998-99)
 Goddard, Joe (1972)
 Goebbert, Jake (2014)
 Gomez, Chris (1996-2001)
 Gomez, Pat (1993)
 Gonzalez, Adrian (2006-10)
 Gonzalez, Alberto (2011)
 Gonzalez, Alex (2004)
 Gonzalez, Edgar (2008-09)

CLUB DIRECTORY
 EXECUTIVES
 MANAGER & STAFF
 SUPPORT STAFF, ADVISORS & BASEBALL OPERATIONS
 PLAYER HEALTH & PERFORMANCE
 24 SAN DIEGO PAGES
HISTORY & RECORDS
 OPPONENTS
 SCOUTING & PLAYER DEVELOPMENT
 PETCO PARK
 COMMUNITY
 MEDIA

HISTORY & RECORDS

ALL-TIME ROSTER (1969-2022)

Gonzalez, Enrique (2008)
 Gonzalez, Fernando (1978-79)
 Gonzalez, Tony (1969)
 Gonzalez, Wiki (1999-2003)
 Gore, MacKenzie (2022)
 Gorman, Tom (1987)
 Gossage, Rich (1984-87)
 Grandal, Yasmani (2012-14)
 Grant, Mark (1987-90)
 Green, Gary (1986, 1989)
 Greene, Khalil (2003-08)
 Greer, Brian (1977, 1979)
 Gregerson, Luke (2009-13)
 Greif, Bill (1972-76)
 Griffin, Mike (1982)
 Griffin, Tom (1976-77)
 Grisham, Trent (2020-23)
 Grubb, John (1972-76)
 Guerra, Javy (2018-2022)
 Guerrero, Tayron (2016)
 Guevara, Carlos (2008)
 Gutierrez, Ricky (1993-94)
 Guzman, Domingo (1999-2000)
 Guzman, Freddy (2004)
 Guzman, Jesus (2011-13)
 Gwosdz, Doug (1981-84)
 Gwynn, Chris (1996)
 Gwynn, Tony (1982-2001)
 Gwynn Jr., Tony (2009-10)
 Gyorko, Jedd (2013-2015)

H (72)

Hackman, Luther (2003)
 Hader, Josh (2022-23)
 Haeger, Charlie (2008)
 Hahn, Don (1975)
 Hahn, Jesse (2014)
 Hairston, Scott (2007-09, 2010)
 Hairston Jr., Jerry (2010)
 Hamilton, Joey (1994-98)
 Hammaker, Ateele (1990-91)
 Hammond, Chris (2005)
 Hampson, Justin (2007-08)
 Hamren, Erik (2011)
 Hand, Brad (2016-18)
 Hansen, Dave (2003-04)
 Harang, Aaron (2011)
 Hardy, Larry (1974-75)
 Hargrove, Mike (1979)
 Harris, Gene (1992-94)
 Harris, Greg (1984)
 Harris, Greg W. (1988-93)
 Hawkins, Andy (1982-88)
 Hawpe, Brad (2011)
 Hayhurst, Dirk (2008)
 Hayward, Ray (1986-87)
 Headley, Chase (2007-14, 18)
 Hedges, Austin (2015-2020)
 Henderson, Rickey (1996-97, 2001)
 Hendrick, George (1977-78)
 Henn, Sean (2008)
 Hensley, Clay (2005-08)
 Herbel, Ron (1970)
 Herges, Matt (2003)

Hermanson, Dustin (1995-96)
 Hermida, Jeremy (2011-12)
 Hernandez, Carlos (1997-2000)
 Hernandez, Enzo (1971-77)
 Hernandez, Jeremy (1991-93)
 Hernandez, Nick (2023)
 Hernandez, Ramon (2004-05)
 Herndon, Junior (2001)
 Hessler, Keith (2016)
 Higgins, Kevin (1993)
 Hilton, Dave (1972-75)
 Hill, Rich (2023)
 Hill, Shawn (2009)
 Hill, Tim (2020-23)
 Hinshaw, Alex (2012)
 Hinshaw, George (1982-83)
 Hitchcock, Sterling (1997-2001, 2004)
 Hoffman, Trevor (1993-2008)
 Holbert, Ray (1994-95)
 Holtz, Mike (2002)
 Honeywell Jr., Brent (2023)
 Hosmer, Eric (2018-2022)
 Howard, Ben (2002-03)
 Howard, Thomas (1990-92)
 Howell, Jack (1991)
 Hoyt, LaMarr (1985-86)
 Hrinak, Walt (1969)
 Hubbard, Trenidad (2002)
 Huber, Justin (2008)
 Hudson, Orlando (2011-12)
 Hudson, Daniel (2021)
 Hughes, Phil (2018)
 Hundley, Nick (2008-14)
 Hundley, Randy (1975)
 Hunter, Cedric (2011)
 Huntz, Steve (1970, 1975)
 Hurst, Bruce (1989-93)
 Hyers, Tim (1994-95)
 Hynes, Colt (2013)
 Hyzdu, Adam (2005)

I (3)

Iguchi, Tadahito (2008)
 Iorg, Dane (1986)
 Ivie, Mike (1971, 1974-77)

J (33)

Jackson, Damian (1999-2001, 2005)
 Jackson, Danny (1997)
 Jackson, Darrin (1989-92)
 Jackson, Edwin (2016)
 Jackson, Jay (2015)
 Jackson, Roy Lee (1985)
 Jacob, Alek (2023-)
 James, Chris (1989)
 Jankowski, Travis (2015-19)
 Jarvis, Kevin (2000-03)
 Jay, Jon (2016)
 Jefferson, Stan (1987-88)
 Jesteadt, Garry (1971-72)
 Jeter, John (1971-72)
 Jimenez, D'Angelo (2001-02)
 Jodie, Brett (2001)
 Johnson, Ben (2005-2006)

Johnson, Brian (1994-96)
 Johnson, Erik (2016)
 Johnson, Jerry (1975-76)
 Johnson, Jonathan (2002)
 Johnson, Mike (1974)
 Johnson, Pierce (2020-2022)
 Johnson, Rob (2011)
 Johnstone, Jay (1979)
 Jones, Bobby J. (2001-02)
 Jones, Bobby M. (2002)
 Jones, Chris (1997)
 Jones, Jimmy (1986-88)
 Jones, Randy (1973-80)
 Jones, Ruppert (1981-83)
 Joshua, Von (1980)
 Joyner, Wally (1996-99)

K (38)

Kazmar, Sean (2008)
 Keisler, Randy (2003)
 Kela, Keone (2021)
 Kelley, Dick (1969-71)
 Kelley, Shawn (2015)
 Kelly, Casey (2012-15)
 Kelly, Van (1969-70)
 Kemp, Matt (2015-16)
 Kendall, Fred (1969-76, 1979-80)
 Kennedy, Brett (2018-19)
 Kennedy, Ian (2013-2015)
 Kennedy, Terry (1981-86)
 Kerr, Ray (2022-23)
 Kershner, Jason (2002)
 Kilkenny, Mike (1972)
 Kim, Ha-Seong (2021-)
 Kimbrel, Craig (2015)
 Kingman, Dave (1977)
 Kingsale, Gene (2002)
 Kinney, Dennis (1978-80)
 Kinsler, Ian (2019)
 Kirby, Clay (1969-73)
 Kirkman, Michael (2016)
 Kivlehan, Patrick (2016, 2021)
 Klesko, Ryan (2000-2006)
 Knehr, Reiss (2021-)
 Knott, Jon (2004, 2006)
 Kolb, Brandon (2000)
 Kohlwey, Taylor (2023)
 Kotsay, Mark (2001-03, 2012-13)
 Kouzmanoff, Kevin (2007-09)
 Kroon, Marc (1995, 1997-98)
 Krueger, Bill (1994-95)
 Krug, Chris (1969)
 Kruk, John (1986-89)
 Kubiak, Ted (1975-76)
 Kuhaulua, Fred (1981)

L (60)


LaForest, Pete (2007)
 Lamet, Dinelson (2017-2022)
 Lampkin, Tom (1990-92, 2002)
 Lancellotti, Rick (1982)
 Lane, Jason (2007, 2014-15)
 Langston, Mark (1998)
 Lankford, Ray (2001-02)
 Lansford, Joe (1982-83)

LaPoint, Dave (1986)
 LaRocca, Greg (2000)
 Latos, Mat (2009-2011)
 Lauer, Eric (2018-19)
 Lawrence, Brian (2001-05)
 Laxton, Bill (1971, 1974)
 Layne, Tommy (2012-13)
 LeBlanc, Wade (2008-11)
 Ledezma, Wil (2007-08)
 Lee, David (2001)
 Lee, Derrek (1997)
 Lee, Leron (1971-73)
 Lee, Mark (1978-79)
 Lee, Zach (2017)
 Lefebvre, Joe (1981-83)
 Lefferts, Craig (1984-87, 1990-92)
 Leiper, Dave (1987-89)
 Leone, Justin (2006)
 Lewis, Jim (1991)
 Leyritz, Jim (1998-99)
 Lezcano, Sixto (1982-83)
 Liberato, Luis (2022-)
 Libran, Francisco (1969)
 Lilliquist, Derek (1990-91)
 Linebrink, Scott (2003-2007)
 Liriano, Bymer (2014)
 Littlefield, John (1981)
 Livingstone, Scott (1994-97)
 Lloyd, Kyle (2017)
 Lobaton, Jose (2009)
 Lockett, Walker (2018)
 Lockhart, Keith (1994, 2003)
 Locklear, Gene (1973-76)
 Loewer, Carlton (2001, 2003)
 Lolic, Mickey (1978-79)
 Lollar, Tim (1981-84)
 Long, Joey (1997)
 Long, Terrence (2004)
 Lopez, Arturo (2009)
 Lopez, Luis (1993-94, 1996)
 Lopez, Raffy (2018)
 Lopez, Rodrigo (2000)
 Loretta, Mark (2003-05)
 Loup, Aaron (2019)
 Lucas, Gary (1980-83)
 Lucchesi, Joey (2018-20)
 Luckless, Ryan (2010-11)
 Luebbe, Cory (2010-12)
 Lugo, Seth (2023)
 Lundquist, David (2001-02)
 Lyles, Jordan (2017-18)
 Lynn, Fred (1990)

M (107)

Mabry, John (2000)
 Machado, Manny (2019-)
 Macias, Drew (2007-09)
 Mack, Shane (1987-88)
 Mackowiak, Rob (2007)
 Maddux, Greg (2007-08)
 Maddux, Mike (1991-92)
 Magadan, Dave (1999-2001)
 Makita, Kazuhisa (2018-19)
 Manaea, Sean (2022)

HISTORY & RECORDS



Manuel, Jerry (1982)
 Marcano, Tucupita (2021)
 Margevicius, Nick (2019)
 Margot, Manuel (2016-19)
 Marisnick, Jake (2021)
 Marquis, Jason (2012-13)
 Marshall, Dave (1973)
 Martin, Al (2000)
 Martinez, Carmelo (1984-89)
 Martinez, Jose (1994)
 Martinez, Luis (2011)
 Martinez, Nick (2022-23)
 Martinez, Pedro (1993-94)
 Martini, Nick (2019)
 Mason, Don (1971-73)
 Mason, Roger (1993)
 Mateo, Jorge (2020-21)
 Mateo, Marcos (2015)
 Maton, Phil (2017-19)
 Matos, Julius (2002)
 Matthews, Mike (2003)
 Matthews Jr., Gary (1999, 2003)
 Maurer, Brandon (2015-17)
 Maurer, Dave (2000-01)
 Mauser, Tim (1993-95)
 May, Darrell (2005)
 Maybin, Cameron (2011-14)
 Mazara, Nomar (2022)
 Mazzoni, Cory (2015-17)
 Melancon, Mark (2021)
 McAndrew, Jim (1974)
 McAnulty, Paul (2005-08)
 McBean, Alvin (1969)
 McCool, Billy (1969)
 McCovey, Willie (1974-76)
 McCullers, Lance (1985-88)
 McDavid, Ray (1994-95)

McElroy, Chuck (2001)
 McGrath, Kyle (2017-18)
 McGriff, Fred (1991-93)
 McIntosh, Joe (1974-75)
 McLeary, Marty (2004)
 McReynolds, Kevin (1983-86)
 Meadows, Brian (2000)
 Medica, Tommy (2013-14)
 Mejía, Francisco (2018-2020)
 Mejias-Brean, Seth (2019)
 Melendez, Jose (1991-92)
 Melendez, Luis (1976-77)
 Melville, Tim (2017)
 Mendez, Donald (2001, 2003)
 Menhart, Paul (1997)
 Meredith, Cla (2006-09)
 Merloni, Lou (2003)
 Metzger, Butch (1975-77)
 Miceli, Dan (1998-99)
 Middlebrook, Jason (2001-02)
 Middlebrooks, Will (2015)
 Mikolas, Miles (2012-13)
 Miller, Bob (1971, 1973)
 Miller, Ed (1984)
 Mirabelli, Doug (2006)
 Mitchell, Bryan (2018-19)
 Mitchell, Kevin (1987)
 Monge, Sid (1983-84)
 Montanez, Willie (1980)
 Montefusco, John (1982-83)
 Montgomery, Steve (2000)
 Moore, Adam (2014)
 Morales, Jerry (1969-73)
 Morales, Rich (1973-74)
 Morejón, Adrián (2019-)
 Moreland, Keith (1988)
 Moreland, Mitch (2020)

Moreno, Edwin (2009)
 Moreno, Jose (1981)
 Moreno, Juan (2002)
 Morrow, Brandon (2015-16)
 Morton, Colt (2007-08)
 Moseley, Dustin (2011-12)
 Moses, Jerry (1975)
 Mota, Jose (1991)
 Mouton, James (1998)
 Mujica, Edward (2009-10)
 Mulligan, Sean (1996)
 Mumphrey, Jerry (1980)
 Muñoz, Andres (2019-20)
 Mura, Steve (1978-81)
 Murphy, Dan (1989)
 Murray, Heath (1997, 1999)
 Murrell, Ivan (1969-73)
 Musgrove, Joe (2021-)
 Myers, Greg (1998-99)
 Myers, Randy (1992, 1998)
 Myers, Rodney (2000-02)
 Myers, Wil (2015-2022)
 Myrow, Bryan (2007-08)

N (27)

Nady, Xavier (2000, 2003-05, 2014)
 Nagy, Charles (2003)
 Naylor, Josh (2019-2020)
 Neal, Blaine (2004)
 Nelson, Chris (2014)
 Nelson, Rob (1987-90)
 Neshek, Pat (2011)
 Nettles, Graig (1984-86)
 Nevin, Phil (1999-05)
 Newfield, Marc (1995-96)
 Newhan, David (1999-2000)
 Nicholson, Kevin (2000)

Nickle, Doug (2002)
 Niekro, Joe (1969)
 Nieves, Melvin (1993-95)
 Nieves, Wil (2002, 2015)
 Nix, Jacob (2018)
 Nola, Austin (2020-23)
 Nolte, Eric (1987-89, 1991)
 Noonan, Nick (2016)
 Norman, Fred (1971-73)
 Norris, Bud (2015)
 Norris, Derek (2015-2016)
 Northcraft, Aaron (2021)
 Norwood, James (2021)
 Nunez, Jose (2001-2002)
 Nyman, Gerry (1970)

O (20)

Odor, Rougned (2023)
 O'Grady, Brian (2021)
 Ohlendorf, Ross (2012)
 Ojeda, Miguel (2003-05)
 Olivares, Edward (2020)
 Olivo, Miguel (2005)
 Oña, Jorge (2020)
 Oquist, Mike (1996)
 Oropesa, Eddie (2004)
 Orosco, Jesse (2003)
 Osting, Jimmy (2001)
 O'Sullivan, Sean (2013)
 Osuna, Al (1996)
 Osuna, Antonio (2004)
 Otsuka, Akinori (2004-05)
 Overton, Dillon (2017-19)
 Owchinko, Bob (1976-79)
 Owens, Eric (1999-2000)
 Owings, Micah (2012)
 Oxspring, Chris (2005)

HISTORY & RECORDS

ALL-TIME ROSTER (1969-2022)

P (46)

Paddack, Chris (2019-21)
Pagán, Emilio (2020-21)
Pagliarulo, Mike (1989-90)
Palacios, Vicente (2000)
Palmer, Lowell (1974)
Palmer, Matt (2012)
Parent, Mark (1986-90)
Park, Chan Ho (2005-2006)
Parrino, Andy (2011-12)
Patiño, Luis (2020)
Patterson, Bob (1985)
Patterson, Eric (2011)
Patterson, Scott (2008)
Patton, Troy (2014)
Payton, Jay (2004)
Pearson, Jason (2002)
Peavy, Jake (2002-09)
Pelaez, Alex (2002)
Pena, Roberto (1969)
Perdomo, Luis (2009-10)
Perdomo, Luis (2016-20)
Perez, Oliver (2002-03)
Perez, Santiago (2001)
Perkins, Broderick (1978-82)
Perlozzo, Sammy (1979)
Perry, Gaylord (1978-79)
Petagine, Roberto (1995)
Peterson, Adam (1991)
Peterson, Jace (2014)
Pettis, Gary (1992)
Phillips, Kyle (2011)
Phillips, Mike (1981)
Phoebus, Tom (1971-72)
Piazza, Mike (2006)
Pickford, Kevin (2002)
Pirela, Jose (2016-19)
Pittman, Joe (1982)

Plantier, Phil (1993-95, 1997)
Podres, Johnny (1969)
Pomeranz, Drew (2016, 2020-)
Poreda, Aaron (2009)
Pham, Tommy (2020-2021)
Presley, Jim (1991)
Profar, Jurickson (2020-2022, 2023)
Puffer, Brandon (2004)
Pyznarski, Tim (1986)

Q (6)

Quackenbush, Kevin (2014-17)
Qualls, Chad (2011)
Quantrill, Cal (2019-20)
Quantrell, Paul (2005)
Quentin, Carlos (2012-2014)
Quintero, Humberto (2003-04)

R (80)

Rader, Doug (1976-77)
Rakers, Aaron (2007)
Ramirez, Alexei (2016)
Ramirez, Mario (1981-85)
Ramirez, Roberto (1998)
Ramirez, Nick (2021)
Ramos, Cesar (2009-10)
Randa, Joe (2005)
Ransom, Cody (2013)
Rasmussen, Dennis (1983, 1988-91)
Rasmussen, Eric (1978-80)
Rea, Colin (2015-16)
Ready, Randy (1986-89)
Rearick, Chris (2015)
Reberger, Frank (1969)
Redding, Tim (2005)
Reed, Jody (1995-96)
Reed, Steve (2002)
Reineke, Chad (2008)
Relaford, Desi (2000)

Renfro, Hunter (2016-19)
Rettenmund, Merv (1976-77)
Reyes, Carlos (1998, 1999, 2000)
Reyes, Dennys (2005)
Reyes, Gerardo (2019)
Reynolds, Don (1978-79)
Reyes, Franmil (2018-19)
Reynolds, Ken (1976)
Reynolds, Ronn (1990)
Richard, Clayton (2009-13, 2016-18)
Richards, Garrett (2019-20)
Richards, Gene (1977-83)
Riggs, Adam (2001)
Ring, Royce (2007)
Rivas, Alfonso (2023)
Rivas, Webster (2021)
Rivera, Mike (2003)
Rivera, Rene (2013-14)
Rivera, Roberto (1999)
Rivera, Ruben (1997-2000)
Rizzo, Anthony (2011)
Roa, Joe (2003)
Roach, Donn (2014)
Roberts, Dave A. (1969-71)
Roberts, Dave R. (2005-2006)
Roberts, Dave W. (1972-75, 1977-78)
Roberts, Leon (1986, '88-91, '94-95)
Robinson, Chris (2013)
Robinson, Dave (1970-71)
Robinson, Kerry (2004)
Robles, Oscar (2007)
Robles, Rafael (1969-70, 1972)
Rodney, Fernando (2016)
Rodriguez, Aurelio (1980)
Rodriguez, Eddy (2012)
Rodriguez, Edwin (1983, 1985)
Rodriguez, Luis (2008-09)
Rodriguez, Rich (1990-93)
Rodriguez, Roberto (1970)

Roenicke, Ron (1984)
Rogers, Taylor (2022)
Romero, Mandy (1997-98)
Romo, Vicente (1973-74)
Rondon, Jose (2016)
Rooker, Brent (2022)
Rosales, Adam (2016)
Rosario, Egyu (2022-)
Rosenberg, Steve (1991)
Rosenthal, Trevor (2020)
Roskos, John (2000)
Ross, David (2005)
Ross, Gary (1969-74)
Ross, Tyson (2013-16, '18)
Royster, Jerry (1985-86)
Ruberto, Sonny (1969)
Ruiz, Esteyru (2022)
Ruiz, Jose (2017)
Rusch, Glendon (2008)
Russell, Adam (2009-10)
Rzeczynski, Marc (2015)

S (101)

Sager, A.J. (1994)
Salazar, Luis (1980-84, 1987, 1989)
Salazar, Oscar (2009-10)
Sanchez, Duaner (2009)
Sanchez, Gary (2023)
Sanchez, Hector (2016-17)
Sanders, Reggie (1999)
Sanders, Scott (1993-96, 1998)
Santiago, Benito (1986-92)
Santorini, Al (1969-71)
Sardinas, Luis (2016-17)
Sawyer, Rick (1976-77)
Scanlon, Pat (1977)
Schaeffer, Mark (1972)
Schimpf, Ryan (2016-17)
Schiraldi, Calvin (1989-90)



HISTORY & RECORDS

ALL-TIME ROSTER (1969-2022)

Schulze, Don (1989)	Stilwell, Kurt (1992-93)		Werner, Andrew (2012)
Scott, John (1974-75)	Stimac, Craig (1980-81)	U (4)	Whisenant, Matt (1999-2000)
Scott, Tayler (2022)	Stock, Robert (2018-19)	Upton, Justin (2015)	White, Rondell (2003)
Scott, Tim (1991-93, 1997)	Stoddard, Bob (1986)	Upton, Melvin (2015-16)	Whitehurst, Wally (1993-94)
Scribner, Evan (2011)	Stoddard, Tim (1985-86)	Urias, Luis (2018-19)	Whiteside, Matt (1999-2000)
Seagle, Chandler (2023-)	Stone, Ricky (2004)	Urrea, John (1981)	Whitson, Ed (1983-84, 1986-91)
Seanez, Rudy (1993, 2001, 2005, 2006)	Strahm, Matt (2018-2021)		Wick, Rowan (2018)
Sears, Todd (2003)	Street, Huston (2012-2014)	V (28)	Wieck, Brad (2018-19)
Selma, Dick (1969)	Strom, Brent (1975-77)	Valdez, Ismael (2004)	Wieland, Joe (2012-14)
Seminara, Frank (1992-93)	Stults, Eric (2012-2014)	Valdez, Jose (2017)	Wiggins, Alan (1981-85)
Serafini, Dan (2000)	Suarez, Robert (2022-)	Valdez, Rafael (1990)	Wiley, Mark (1978)
Serrano, Wascar (2001)	Sullivan, Brett (2023-)	Valdez, Wilson (2005)	Wilhelm, Jim (1978-79)
Severinsen, Al (1971-72)	Summers, Champ (1984)	Valentine, Bobby (1975-77)	Wilkins, Rick (2001)
Sharon, Dick (1975)	Suppan, Jeff (2012)	Valenzuela, Fernando (1995-97)	Williams, Bernie (1974)
Sheets, Andy (1998)	Sutherland, Gary (1977)	Vander Wal, John (1998-99)	Williams, Brian (1995)
Sheffield, Gary (1992-93)	Sweeney, Brian (2004, 2006)	VanRyn, Ben (1998)	Williams, Eddie (1990, 1994-95, 1998)
Sherman, Darrell (1993)	Sweeney, Mark (1997-98, 2002, 2005)	Vargas, Cesar (2016)	Williams, George (2000)
Shields, James (2015-16)	Sweet, Rick (1978)	Vatcher, Jim (1991-92)	Williams, Jim (1969-70)
Shiell, Jason (2002)	Swisher, Steve (1981-82)	Vaughn, Greg (1996-98)	Williams, Randy (2005)
Shiple, Craig (1991-94, 1996-97)	Szczur, Matt (2017-18)	Vazquez, Ramon (2002-04)	Williams, Taylor (2020-2021)
Shirley, Bob (1977-80)	Szuminski, Jason (2004)	Velandia, Jorge (1997)	Williams, Woody (1999-01, 2005-06)
Show, Eric (1981-90)		Velasquez, Guillermo (1992-93)	Williamson, Scott (2006)
Shumpert, Terry (1997)	T (41)	Velasquez, Vince (2021)	Willis, Ron (1970)
Siebert, Paul (1977)	Tabaka, Jeff (1994-95)	Venable, Will (2008-2015)	Wilson, Earl (1970)
Siebert, Sonny (1975)	Tankersley, Dennis (2002-2004)	Veras, Dario (1996-97)	Wilson, Josh (2009)
Sierra, Candy (1988)	Tapia, Domingo (2023)	Veras, Quilvio (1997-99)	Wilson, Steven (2022-)
Sikorski, Brian (2006)	Tatis Jr, Fernando (2019-)	Victorino, Shane (2003)	Winfield, Dave (1973-80)
Silva, Walter (2009)	Tatum, Jim (1996)	Villafuerte, Brandon (2002-2003)	Wingenter, Trey (2018-19)
Simpson, Steve (1972)	Taylor, Kerry (1993-94)	Villanueva, Carlos (2016)	Wise, Rick (1980-82)
Sipin, John (1969)	Taylor, Ron (1972)	Villanueva, Christian (2017-18)	Wisler, Matt (2019)
Sisk, Tommy (1969)	Tejada, Miguel (2010)	Villone, Ron (1995-96)	Witsack, Jay (2000-01, 2003-04)
Slaughter, Don (1997)	Tekotte, Blake (2011-12)	Vincent, Nick (2012-15)	Witt, Kevin (2001)
Sledge, Terrmel (2006-2007)	Tellman, Tom (1979-80)	Vitiello, Joe (2000)	Wojna, Ed (1985-87)
Slocum, Ron (1969-71)	Templeton, Garry (1982-91)	Voit, Luke (2022)	Wolf, Jackson (2023)
Slocumb, Heathcliff (2000)	Tenace, Gene (1977-80)	Volquez, Edinson (2012-13)	Wolf, Randy (2008)
Smith, Burch (2013)	Terrell, Walt (1989)	Vosberg, Ed (1986, 1998-99)	Wood, Travis (2017)
Smith, Jake (2016)	Teufel, Tim (1991-93)		Worrell, Tim (1993-97)
Smith, Ozzie (1978-81)	Tewksbury, Bob (1996)	W (65)	Wright, Jaret (2003)
Smith, Pete (1997-98)	Thatcher, Joe (2007-13)	Wacha, Michael (2023)	Wynne, Marvell (1986-89)
Smith, Seth (2014)	Thayer, Dale (2012-2015)	Waldron, Matt (2023-)	
Snell, Blake (2021-23)	Thomas, Derrel (1972-74, 1978)	Walker, Kevin (2000-03)	X (0)
Snook, Frank (1973)	Thompson, Jason (1996)	Walker, Pete (1996)	
Solarate, Yangervis (2014-17)	Thompson, Mike (2006-2007)	Walker, Todd (2006)	Y (4)
Solis, Ali (2012)	Thompson, Mason (2021)	Wall, Donne (1998-2000)	Yardley, Eric (2019)
Sosa, Elias (1983)	Thompson, Trayce (2022)	Wallace, Brett (2015-16)	Yates, Kirby (2017-20)
Soto, Juan (2022-23)	Thon, Dickie (1988)	Walter, Gene (1985-86)	Young, Chris (2006-10)
Spangenberg, Cory (2014-18)	Thornton, Matt (2016)	Walters, Dan (1992-93)	Young, Eric (2005-06)
Spence, Josh (2011-12)	Thurmond, Mark (1983-86)	Ward, Kevin (1991-92)	
Spencer, Stan (1998-2000)	Tingley, Ron (1982)	Warren, Adam (2019)	Z (1)
Spiezio, Ed (1969-72)	Tolan, Bobby (1974-75, 1979)	Wasinger, Mark (1986)	Zawadzki, Lance (2010)
Spillner, Dan (1974-78)	Toliver, Fred (1989)	Watkins, Steve (2004)	
Sprague, Ed (2000)	Tollberg, Brian (2000-2003)	Weaver, Jered (2017)	Managers (21)
Stablein, George (1980)	Tomko, Brett (2002, 2007, 2008)	Weathers, Ryan (2021-2023)	Black, Bud (2007-2015)
Stahl, Larry (1969-72)	Tomlin, Dave (1974-77)	Webb, Ryan (2009-10)	Bochy, Bruce (1995-2006)
Stairs, Matt (2010)	Torrealba, Yorvit (2010)	Webb, Tyler (2018)	Boros, Steve (1986)
Stammen, Craig (2017-22)	Torres, Luis (2017, 2019-20)	Weber, Thad (2013)	Bowa, Larry (1987-88)
Stanley, Fred (1972)	Torres, Alex (2014)	Webster, Ramon (1970-71)	Coleman, Jerry (1980)
Stansberry, Craig (2007-09)	Torres, Hector (1975-76)	Weeks, Jemile (2016)	Craig, Roger (1978-79)
Staton, Dave (1993-94)	Torres, Jose (2016-17)	Wehrmeister, Dave (1976-78)	Dark, Alvin (1977)
Stauffer, Tim (2005-2014)	Trammell, Bubba (2001-03)	Wells, David (2004, 2006-2007)	Gomez, Preston (1969-72)
Steels, James (1987)	Troedson, Rich (1973-74)	Wells, Jared (2008)	Green, Andy (2016-19)
Stephenson, Phil (1989-92)	Trujillo, J.J. (2002)	Wells, Kip (2012)	Howard, Frank (1981)
Steverson, Todd (1996)	Turner, Jerry (1974-81, 1983)	Welsh, Chris (1981-83)	McKeon, Jack (1988-90)
Stewart, Chris (2010)	Tyler, Kyle (2022)	Wengert, Don (1998)	McNamara, John (1974-77)



OPPONENTS

OPPONENTS

ALL-TIME RECORDS VS. OPPONENTS			
Team	Home	Away	Overall
ARI	133-96	85-140	218-236 (.480)
ATL	155-173	132-194	287-367 (.439)
BAL	6-9	6-3	12-12 (.500)
BOS	5-10	3-6	8-16 (.333)
CWS	2-4	7-5	9-9 (.500)
CHC	125-131	107-149	232-280 (.453)
CIN	166-162	139-184-1	305-346-1 (.468)
CLE	3-5	6-8	9-13 (.409)
COL	138-120^	110-147	248-267 (.482)
DET	6-6	3-6	9-12 (.429)
HOU	165-142	126-176	291-318 (.478)
KC	9-6	3-3	12-9 (.571)
LAA	10-11	11-10	21-21 (.500)
LAD	222-244-1%	197-274	419-518-1 (.447)
MIA	56-48	58-55	114-103 (.525)
MIL	44-37	42-50	86-87 (.497)
MIN	4-9	4-9	8-18 (.308)
NYM	143-118+	117-136	260-255 (.506)
NYJ	5-4	3-9	8-13 (.615)
OAK	7-13	10-13	17-26 (.395)
PHI	117-137	108-147	225-284 (.442)
PIT	117-134	117-140	234-274 (.461)
SF	237-229#	207-259	444-488 (.476)
SEA	35-33	27-32	62-65 (.489)
STL	125-128*	85-170	210-298 (.413)
TB	3-6	6-9	9-15 (.375)
TEX	14-10	14-13	28-23 (.549)
TOR	4-5	5-4	9-9 (.500)
WSH	125-134	115-133	240-267 (.473)

+ Includes a 2-1 record at Monterrey Stadium in Monterrey, Mexico from August 16-18, 1996

* Includes a 1-2 record at Aloha Stadium in Honolulu, Hawaii from April 19-20, 1997

^ Includes an 0-1 record at Monterrey Stadium in Monterrey, Mexico on April 4, 1999

% Includes a 2-1 record at Monterrey Stadium in Monterrey, Mexico from May 4-6, 2018

Includes a 2-0 record at Alfredo Harp Helú Stadium in Mexico City from April 29-30, 2023

ANNUAL RECORDS VS. OPPONENTS																													
	ARI	ATL	BAL	BOS	CWS	CHC	CIN	CLE	COL	DET	HOU	KC	LAA	LAD	MIA	MIL	MIN	NYJ	NYM	OAK	PHI	PIT	SEA	SF	STL	TB	TEX	TOR	WSH
'69	-	5-13	-	-	-	1-11	7-11	-	-	-	8-10	-	-	6-12	-	-	-	-	1-11	-	4-8	2-10	-	6-12	4-8	-	-	-	8-4
'70	-	9-9	-	-	-	3-9	10-8	-	-	-	4-14	-	-	7-11	-	-	-	-	6-6	-	3-9	6-6	-	5-13	4-8	-	-	-	6-6
'71	-	7-11	-	-	-	3-9	8-10	-	-	-	8-10	-	-	5-13	-	-	-	-	5-7	-	8-4	3-9	-	5-13	4-8	-	-	-	5-6
'72	-	11-6	-	-	-	3-9	10-8	-	-	-	2-12	-	-	5-13	-	-	-	-	5-7	-	6-6	2-10	-	4-10	4-8	-	-	-	6-6
'73	-	6-12	-	-	-	5-7	5-13	-	-	-	8-10	-	-	9-9	-	-	-	-	4-8	-	3-9	4-8	-	7-11	4-8	-	-	-	5-7
'74	-	1-17	-	-	-	6-6	6-12	-	-	-	7-11	-	-	2-16	-	-	-	-	6-6	-	7-5	3-9	-	11-7	5-7	-	-	-	6-6
'75	-	11-7	-	-	-	7-5	7-11	-	-	-	9-9	-	-	7-11	-	-	-	-	4-8	-	5-7	4-8	-	11-7	4-8	-	-	-	5-7
'76	-	8-10	-	-	-	6-6	5-13	-	-	-	8-10	-	-	12-6	-	-	-	-	5-7	-	4-8	5-7	-	8-10	4-8	-	-	-	8-4
'77	-	7-11	-	-	-	5-7	7-11	-	-	-	10-8	-	-	6-12	-	-	-	-	6-6	-	3-9	2-10	-	8-10	8-4	-	-	-	7-5
'78	-	10-8	-	-	-	5-7	9-9	-	-	-	10-8	-	-	9-9	-	-	-	-	7-5	-	4-8	7-5	-	8-10	9-3	-	-	-	6-6
'79	-	12-6	-	-	-	3-9	7-10	-	-	-	4-14	-	-	9-9	-	-	-	-	8-4	-	3-9	5-7	-	8-10	4-8	-	-	-	5-7

OPPONENTS

ANNUAL RECORDS VS. OPPONENTS (CONTINUED)

	ARI	ATL	BAL	BOS	CWS	CHC	CIN	CLE	COL	DET	HOU	KC	LAA	LAD	MIA	MIL	MIN	NYG	NYM	OAK	PHI	PIT	SEA	SF	STL	TB	TEX	TOR	WSH	
'80	-	6-12	-	-	-	8-4	3-15	-	-	-	7-11	-	-	9-9	-	-	-	-	11-1	-	4-8	6-6	-	8-10	7-5	-	-	-	2-10	
'81	-	6-9	-	-	-	3-3	2-10	-	-	-	3-11	-	-	5-6	-	-	-	-	5-2	-	2-4	4-6	-	6-7	3-7	-	-	-	5-4	
'82	-	7-11	-	-	-	8-4	12-6	-	-	-	9-9	-	-	9-9	-	-	-	-	6-6	-	5-7	6-6	-	6-7	4-8	-	-	-	5-7	
'83	-	9-9	-	-	-	7-5	9-9	-	-	-	7-11	-	-	12-6	-	-	-	-	6-6	-	7-5	3-9	-	11-7	6-6	-	-	-	4-8	
'84	-	11-7	-	-	-	6-6	11-7	-	-	-	12-6	-	-	8-10	-	-	-	-	6-6	-	5-7	8-4	-	13-5	7-5	-	-	-	5-7	
'85	-	11-7	-	-	-	4-8	9-9	-	-	-	6-12	-	-	10-8	-	-	-	-	5-7	-	7-5	8-4	-	12-6	4-8	-	-	-	7-5	
'86	-	6-12	-	-	-	6-6	9-9	-	-	-	8-10	-	-	12-6	-	-	-	-	2-10	-	6-6	4-8	-	8-10	5-7	-	-	-	8-4	
'87	-	12-6	-	-	-	3-9	6-12	-	-	-	13-5	-	-	7-11	-	-	-	-	4-8	-	4-8	4-8	-	5-13	4-8	-	-	-	3-9	
'88	-	10-8	-	-	-	4-8	8-10	-	-	-	12-6	-	-	11-7	-	-	-	-	5-7	-	7-4	4-8	-	8-10	6-6	-	-	-	8-4	
'89	-	11-7	-	-	-	4-8	9-9	-	-	-	10-8	-	-	12-6	-	-	-	-	7-5	-	10-2	9-3	-	8-10	2-10	-	-	-	7-5	
'90	-	10-8	-	-	-	4-8	9-9	-	-	-	14-4	-	-	9-9	-	-	-	-	7-5	-	5-7	2-10	-	7-11	3-9	-	-	-	5-7	
'91	-	7-11	-	-	-	8-4	10-8	-	-	-	12-6	-	-	8-10	-	-	-	-	5-7	-	3-9	5-7	-	11-7	9-3	-	-	-	6-6	
'92	-	5-13	-	-	-	7-5	7-11	-	-	-	11-7	-	-	9-9	-	-	-	-	8-4	-	9-3	7-5	-	11-7	4-8	-	-	-	4-8	
'93	-	4-9	-	-	-	4-8	4-9	-	7-6	-	5-8	-	-	4-9	5-7	-	-	-	7-5	-	6-6	3-9	-	3-10	7-5	-	-	-	2-10	
'94	-	1-6	-	-	-	3-6	2-8	-	5-5	-	5-5	-	-	4-6	1-5	-	-	-	6-6	-	8-4	3-3	-	5-2	4-2	-	-	-	0-12	
'95	-	2-5	-	-	-	7-5	6-3	-	4-9	-	4-7	-	-	6-7	2-3	-	-	-	7-6	-	6-6	8-4	-	6-7	7-5	-	-	-	5-7	
'96	-	4-9	-	-	-	6-6	3-9	-	5-8	-	6-6	-	-	8-5	9-3	-	-	-	10-3	-	8-4	9-4	-	11-2	4-8	-	-	-	8-4	
'97	-	3-8	-	-	-	5-6	6-5	-	8-4	-	5-6	-	2-2	7-5	6-5	-	-	-	6-5	1-3	4-7	6-5	3-1	4-8	5-6	-	2-2	-	3-8	
'98	9-3	4-5	-	-	-	4-5	11-1	-	7-5	-	4-5	-	2-1	7-5	5-4	6-3	-	-	5-4	1-2	8-1	4-5	2-2	8-4	6-3	-	1-2	-	4-4	
'99	2-11	4-5	-	-	-	3-6	3-6	-	9-4	-	1-8	-	3-0	9-3	6-3	5-3	-	-	2-7	2-1	3-6	6-3	4-2	5-7	2-7	-	2-1	-	3-5	
'00	4-9	1-8	-	-	-	5-3	5-4	-	6-7	-	7-2	-	1-2	5-8	7-2	7-2	-	-	6-3	0-3	5-2	2-7	3-3	5-7	0-9	-	1-2	-	6-3	
'01	7-12	3-3	-	-	-	4-2	4-2	-	10-9	-	6-3	-	1-2	10-9	4-3	5-1	-	-	5-1	1-2	2-5	4-2	2-4	5-14	1-5	-	2-1	-	3-3	
'02	7-12	3-3	1-2	1-2	-	4-2	1-5	-	8-11	-	2-4	1-2	-	9-10	1-5	1-5	-	-	1-2	4-3	-	4-2	4-2	2-1	5-14	1-5	2-1	-	4-3	
'03	10-9	1-6	-	-	1-2	2-4	3-3	1-2	7-12	1-2	3-3	-	-	11-8	1-5	1-5	1-2	-	3-3	-	3-4	2-4	4-2	5-14	2-4	-	-	-	2-4	
'04	12-7	3-3	-	1-2	-	2-4	4-2	-	9-10	-	4-2	3-0	-	9-10	2-4	4-2	-	1-2	3-3	-	1-5	3-3	2-1	12-7	2-4	0-3	-	1-2	6-1	
'05	9-10	5-1	-	-	1-2	3-4	2-4	1-2	11-7	0-3	3-4	-	-	7-11	4-2	4-3	2-1	-	2-4	-	0-6	4-3	3-3	12-6	4-3	-	-	-	5-1	
'06	10-9	2-7	-	-	-	7-0	4-2	-	9-10	-	3-3	-	2-1	13-5	3-3	3-4	-	-	2-5	2-1	4-2	5-1	1-5	7-12	4-2	-	2-1	-	5-1	
'07	8-10	2-5	1-2	1-2	-	5-3	4-2	-	8-11	-	3-4	-	-	10-8	4-3	5-2	-	-	4-2	-	3-4	6-1	2-4	14-4	3-4	2-1	-	-	4-2	
'08	8-10	1-5	-	-	-	2-5	3-4	1-2	9-9	1-2	3-3	-	-	7-11	2-4	3-4	0-3	0-3	5-2	-	2-4	4-3	1-5	1-6	5-13	-	-	-	5-1	
'09	7-11	3-3	-	-	-	5-4	6-1	-	8-10	-	1-6	-	0-3	8-10	2-4	4-2	-	-	5-2	1-2	2-5	4-3	2-4	10-8	1-6	-	2-1	-	4-2	
'10	10-8	2-4	2-1	-	-	5-3	4-2	-	6-12	-	5-2	-	-	10-8	6-3	4-3	-	-	3-3	-	2-5	6-0	4-2	12-6	3-4	2-1	-	1-2	3-3	
'11	7-11	5-4	-	2-1	-	3-3	2-4	-	9-9	-	5-3	3-0	-	5-13	7-0	2-3	0-3	-	3-4	-	1-7	4-2	1-5	6-12	3-3	-	-	-	3-4	
'12	11-7	3-4	-	-	-	3-3	2-6	-	10-8	-	5-3	-	2-1	7-11	1-5	4-5	-	-	3-4	1-2	3-4	5-1	5-1	6-12	3-3	-	0-3	-	2-3	
'13	12-7	5-1	2-2	0-3	-	4-3	3-3	-	7-12	-	-	-	-	8-11	4-3	4-3	-	-	2-1	3-4	-	2-4	4-3	2-2	8-11	2-4	0-3	-	2-1	2-5
'14	7-12	4-3	-	-	2-1	4-3	5-1	1-2	9-10	2-1	-	1-2	-	7-12	4-3	3-3	1-3	-	3-3	-	3-4	3-3	2-2	10-9	3-4	-	-	-	3-4	
'15	10-9	5-2	-	-	-	3-3	4-2	-	12-7	-	-	0-3	2-1	5-14	5-2	2-5	-	-	4-2	1-3	1-5	2-5	1-3	8-11	4-3	-	3-3	-	2-5	
'16	9-10	2-4	1-3	1-2	-	2-4	4-3	-	9-10	-	-	-	-	8-11	3-3	4-3	-	2-1	3-4	-	2-5	3-3	1-3	8-11	1-6	0-3	-	1-2	4-3	
'17	8-11	2-5	-	-	1-2	4-2	4-3	2-1	7-12	2-1	-	1-2	-	6-13	1-5	2-5	1-3	-	4-3	-	5-1	3-3	-	12-7	3-4	-	1-3	-	2-5	
'18	7-12	3-4	-	-	-	2-5	4-3	-	8-11	-	1-2	-	0-3	5-14	5-2	2-4	-	-	2-4	0-4	3-3	4-3	4-0	8-11	4-3	-	2-4	-	2-4	
'19	8-11	2-5	3-1	1-2	-	3-4	2-5	-	8-11	-	-	-	-	6-13	2-4	4-3	-	3-3	1-2	-	3-3	1-6	3-1	9-10	4-2	1-2	-	2-1	4-3	
'20	5-5	-	-	-	-	-	-	-	7-3	-	3-0	-	1-3	4-6	-	-	-	-	-	2-1	-	-	-	3-3	8-2	-	-	-	4-0	-
'21	11-8	2-4	-	-	-	1-5	6-1	-	8-11	-	4-2	-	2-2	7-12	4-3	2-5	-	-	3-4	2-2	2-4	4-3	3-0	8-11	3-3	-	3-0	-	4-3	
'22	14-5	4-3	-	-	1-2	5-2	6-0	1-3	9-10	1-2	-	2-1	-	5-14	4-3	4-3	2-1	-	4-2	-	3-4	4-2	1-3	13-6	2-4	-	-	-	4-3	
'23	6-7	4-3	2-1	1-2	3-0	3-4	3-3	2-1	9-4	2-1	1-2	1-2	3-0	4-9	4-2	1-6	1-2	3-3	1-2	3-0	2-5	1-5	1-3	8-5	3-3	2-1	3-0	2-1	3-3	

CLUB DIRECTORY
EXECUTIVES
MANAGER & STAFF
SUPPORT STAFF, ADVISORS & BASEBALL OPERATIONS
PLAYER HEALTH & PERFORMANCE
24/7 SAN DIEGO PADDLES
HISTORY & RECORDS
OPPONENTS
SCOUTING & PLAYER DEVELOPMENT
PETCO PARK
COMMUNITY
MEDIA

OPPONENTS



ATLANTA BRAVES

2023 vs. ATL	4-3 (.571)
Best Season vs. ATL	5-1 (.833) in 2005, 2013
Most runs in game by SD	17, April 12, 2010 vs. ATL
Most runs in game by ATL	16, June 1, 1990 vs. ATL
Longest Winning Streak	7 games, June 28 - September 10, 1972
Longest Losing Streak	15 games, April 18 - September 15, 1974

Last Time the Padres Swept

3-game series in SD (6x)	August 17-19, 2015
3-game series @ ATL (3x)	August 1-3, 1989
4-game series in SD (2x)	May 29-31, 1979
4-game series @ ATL (2x)	July 25-27, 1975



CINCINNATI REDS

2023 vs. CIN	3-3 (.500)
Best Season vs. CIN	6-0 (1.000) in 2022
Most runs in game by SD	15, 4x, last: August 14, 1987 vs. CIN
Most runs in game by CIN	15, 2x, last: August 4, 2002 vs. CIN
Longest Winning Streak	10 games, April 7, 1998 - May 14, 1999
Longest Losing Streak	9 games, 2x, last: September 18, 1992 - June 25, 1993

Last Time the Padres Swept

3-game series in SD (11x)	April 18-20, 2022
3-game series @ CIN (5x)	April 26-28, 2022
4-game series in SD	June 17-20, 2021
4-game series @ CIN	never



LOS ANGELES DODGERS

2023 vs. LAD	4-9 (.308)
Best Season vs. LAD	9-3 (.750) in 1999
Most runs in game by SD	14 (2x), last: June 27, 1995 @ LAD
Most runs in game by LAD	19, June 29, 1969 vs. LAD
Longest Winning Streak	10 games, September 26, 1996 - June 28, 1997
Longest Losing Streak	16 games, September 9, 1973 - September 20, 1974

Last Time the Padres Swept

3-game series in SD (11x)	June 21-23, 2021
3-game series @ LAD (11x)	April 15-17, 2013
4-game series in SD (2x)	April 15-18, 1982
4-game series @ LAD (1x)	June 20-23, 1983



ARIZONA DIAMONDBACKS

2023 vs. ARI	6-7 (.462)
Best Season vs. ARI	9-3 (.750) in 1998
Most runs in game by SD	14, 2x, last: May 17, 2006 @ ARI
Most runs in game by ARI	20 on July 7, 2018 @ ARI
Longest Winning Streak	7 games, July 2 - September 7, 2012
Longest Losing Streak	8 games, April 25 - September 30, 1999

Last Time the Padres Swept

3-game series in SD (9x)	June 20-22, 2022
3-game series @ ARI (2x)	Aug. 24-26, 2012
4-game series in SD (1x)	April 10-13, 1998
4-game series @ ARI	never



CHICAGO CUBS

2023 vs. CHC	3-4 (.429)
Best Season vs. CHC	7-0 (1.000) in 2006
Most runs in game by SD	19, June 15, 2022 @ CHC
Most runs in game by CHC	23, May 17, 1977 @ CHC
Longest Winning Streak	7 games, 5/5-14/2006
Longest Losing Streak	9 games, August 19, 1970 - May 16, 1971

Last Time the Padres Swept

3-game series in SD (6x)	May 29-31, 2017
3-game series @ CHC (4x)	May 12-14, 2006
4-game series in SD (1x)	May 5-8, 2006
4-game series @ CHC (2x)	June 13-16, 2022



COLORADO ROCKIES

2023 vs. COL	9-4 (.692)
Best Season vs. COL	7-3 (.700) in 2020
Most runs in game by SD	16, 4x, last: June 14, 2019 @ COL
Most runs in game by COL	20, September 20, 2005 @ COL
Longest Winning Streak	7 games, 3x, last: August 30, 2020 - May 12, 2021
Longest Losing Streak	7 games, June 3 - September 16, 2017

Last Time the Padres Swept

3-game series in SD (9x)	September 18-20, 2023
3-game series @ COL (2x)	September 19-21, 2011
4-game series in SD (1x)	June 25-28, 1999
4-game series @ COL	never



MIAMI MARLINS

2023 vs. MIA	4-2 (.667)
Best Season vs. MIA	7-0 (1.000) in 2011
Most runs in game by SD	20, July 27, 1996 @ FLA
Most runs in game by MIA	15, April 9, 1994 vs. FLA
Longest Winning Streak	8 games, August 1, 2010 - August 21, 2011
Longest Losing Streak	7 games, April 9, 1994 - July 4, 1995

Last Time the Padres Swept

3-game series in SD (1x)	May 6-8, 2013
3-game series @ MIA (3x)	July 19-21, 2011
4-game series in SD (1x)	August 18-21, 2011
4-game series @ MIA	never

OPPONENTS



MILWAUKEE BREWERS

2023 vs. MIL	1-6 (.143)
Best Season vs. MIL	5-1 (.833) in 2001
Most runs in game by SD	13, 6x, last: August 3, 2015 @ MIL
Most runs in game by MIL	12, 3x, last: August 13, 2009 @ MIL
Longest Winning Streak	7 games, August 27, 2000 - July 22, 2001
Longest Losing Streak	7 games, May 31, 2002 - May 27, 2003
Last Time the Padres Swept	
3-game series in SD (4x)	June 17-19, 2019
3-game series @ MIL	never
4-game series in SD	never
4-game series @ MIL	never



PHILADELPHIA PHILLIES

2023 vs. PHI	2-5 (.286)
Best Season vs. PHI	8-1 (.889) in 1998
Most runs in game by SD	16, July 26, 1970 @ PHI
Most runs in game by PHI	18, August 24, 1999 @ PHI
Longest Winning Streak	6 games, 2x, last: July 9-21, 1992
Longest Losing Streak	11 games, May 23, 2004 - July 4, 2006
Last Time the Padres Swept	
3-game series in SD (8x)	August 14-16, 2017
3-game series @ PHI (2x)	August 25-27, 1998
4-game series in SD (1x)	July 9-12, 1992
4-game series @ PHI	never



SAN FRANCISCO GIANTS

2023 vs. SF	8-5 (.615)
Best Season vs. SF	11-2 (.846) in 1996
Most runs in game by SD	17, May 23, 1970 @ SF
Most runs in game by SF	18, June 23, 1986 @ SF
Longest Winning Streak	10 games, May 1 - September 16, 1996
Longest Losing Streak	9 games, April 25 - May 25, 2016
Last Time the Padres Swept	
3-game series in SD (13x)	September 10-13, 2020
3-game series @ SF (9x)	August 29-31, 2022
4-game series in SD (3x)	July 4-7, 1996
4-game series @ SF (1x)	June 27-30, 1996



WASHINGTON NATIONALS

2023 vs. WSH	3-3 (.500)
Best Season vs. WSH	6-1 (.857) in 2004
Most runs in game by SD	24, July 16, 2021 @ WSH
Most runs in game by MON/WSH	15, 2x, last: July 7, 2021 vs. WSH
Longest Winning Streak	5 games, 4x, last: May 29, 2008 - July 24, 2009
Longest Losing Streak	15 games, July 25, 1993 - May 24, 1995
Last Time the Padres Swept	
3-game series in SD (7x)	August 31 - September 2, 2009
3-game series @ MON/WSH (7x)	September 19-21, 2008
4-game series in SD (1x)	April 26-29, 2004
4-game series @ MON/WSH	never



NEW YORK METS

2023 vs. NYM	3-3 (.500)
Best Season vs. NYM	11-1 (.917) in 1980
Most runs in game by SD	18, May 31, 2010 vs. NYM
Most runs in game by NYM	14, April 29, 2018 vs. NYM
Longest Winning Streak	9 games, June 16, 1980 - May 1, 1981
Longest Losing Streak	11 games, May 28 - August 27, 1969
Last Time the Padres Swept	
3-game series in SD (4x)	August 14-16, 2001
3-game series @ NYM (3x)	August 13-15, 2002
4-game series in SD (2x)	June 5-8, 2008
4-game series @ NYM (1x)	August 23-26, 2004



PITTSBURGH PIRATES

2023 vs. PIT	1-5 (.167)
Best Season vs. PIT	6-0 (1.000) in 2010
Most runs in game by SD	17, July 18, 1989 vs. PIT
Most runs in game by PIT	16, July 28, 2000 @ PIT
Longest Winning Streak	9 games, September 19, 2009 - August 12, 2010
Longest Losing Streak	10 games, August 29, 1992 - August 22, 1993
Last Time the Padres Swept	
3-game series in SD (10x)	August 20-22, 2012
3-game series @ PIT (6x)	August 5-7, 2011
4-game series in SD (1x)	September 17-20, 2007
4-game series @ PIT (1x)	August 8-11, 1996



ST. LOUIS CARDINALS

2023 vs. STL	3-3 (.500)
Best Season vs. STL	9-3 (.750) in 1978, 1991
Most runs in game by SD	17, August 24, 1993 vs. STL
Most runs in game by STL	17, May 7, 1987 vs. STL
Longest Winning Streak	9 games, June 22, 1991 - May 1, 1992
Longest Losing Streak	11 games, September 29, 1999 - September 28, 2000
Last Time the Padres Swept	
3-game series in SD (14x)	May 14-16, 2021
3-game series @ STL (1x)	May 23-25, 1980
4-game series in SD	never
4-game series @ STL	never

OPPONENTS



B

BOSTON RED SOX

2023 vs. BOS	1-2 (.333)
Best Season vs. BOS	2-1 (.667) in 2011
Most runs in game by SD	8, June 9, 2004 @ BOS
Most runs in game by BOS	14, June 20, 2011 @ BOS
Longest Winning Streak	2 games, June 22 - July 2, 2011
Longest Losing Streak	4 games, September 6, 2016 - August 24, 2019

Last Time the Padres Swept

3-game series in SD	never
3-game series @ BOS	never
4-game series in SD	never
4-game series @ BOS	never

C

CLEVELAND GUARDIANS

2023 vs. CLE	2-1 (.667)
Best Season vs. CLE	2-1 (.667) 2x, in 2017, 2023
Most runs in game by SD	9, June 12, 2003 @ CLE
Most runs in game by CLE	11, July 6, 2017 @ CLE
Longest Winning Streak	3 games, April 9, 2014 (Game 2) - July 5, 2017
Longest Losing Streak	3 games, 2x, last: May 4-August 24, 2022

Last Time the Padres Swept

3-game series in SD	never
3-game series @ CLE	never
4-game series in SD	never
4-game series @ CLE	never



HOUSTON ASTROS

2023 vs. HOU	1-2 (.333)
Best Season vs. HOU	3-0 (1.000) in 2020
Most runs in game by SD	18, July 29, 2007 @ HOU
Most runs in game by HOU	15, September 16, 1997 @ HOU
Longest Winning Streak	8 games, 2x, last: July 29-September 18, 1990
Longest Losing Streak	9 games, June 22-September 17, 1979

Last Time the Padres Swept

3-game series in SD	August 21-23, 2020
3-game series @ HOU	May 21-23, 2001
4-game series in SD	August 6-9, 1992
4-game series @ HOU	never



BALTIMORE ORIOLES

2023 vs. BAL	2-1 (.667)
Best Season vs. BAL	3-1 (.750) in 2019
Most runs in game by SD	12, June 19, 2007 vs. BAL
Most runs in game by BAL	12, June 29, 2016 vs. BAL
Longest Winning Streak	3 games, 2x, last: June 25-July 29, 2019
Longest Losing Streak	3 games, June 22-29, 2016

Last Time the Padres Swept

3-game series in SD	never
3-game series @ BAL	never
4-game series in SD	never
4-game series @ BAL	never



CHICAGO WHITE SOX

2023 vs. CWS	3-0 (1.000)
Best Season vs. CWS	2-1 (.667) in 2014
Most runs in game by SD	6, 2x, last September 30, 2023 @ CWS
Most runs in game by CWS	9, May 14, 2017 @ CWS
Longest Winning Streak	3 games, September 29-October 1, 2023
Longest Losing Streak	3 games, May 13, 2017-September 30, 2022

Last Time the Padres Swept

3-game series in SD	never
3-game series @ CWS	September 29-October 1, 2023
4-game series in SD	never
4-game series @ CWS	never



DETROIT TIGERS

2023 vs. DET	2-1 (.667)
Best Season vs. DET	2-1 (.667) 3x, in 2014, 2017, 2023
Most runs in game by SD	14 July 22, 2023 @ DET
Most runs in game by DET	12, July 25, 2022 @ DET
Longest Winning Streak	3 games, April 13, 2014 - June 24, 2017
Longest Losing Streak	3 games, June 14-16, 2005

Last Time the Padres Swept

3-game series in SD	never
3-game series @ DET	never
4-game series in SD	never
4-game series @ DET	never



KANSAS CITY ROYALS

2023 vs. KC	1-2 (.333)
Best Season vs. KC	3-0 (1.000) in 2004, 2011
Most runs in game by SD	13, August 26, 2022 @ KC
Most runs in game by KC	15, August 28, 2022 @ KC
Longest Winning Streak	7 games, July 2, 2004 - May 5, 2014
Longest Losing Streak	2 games, 3x, last: May 16-17, 2023

Last Time the Padres Swept

3-game series in SD	2x, last: June 27-29, 2011
3-game series @ KC	never
4-game series in SD	never
4-game series @ KC	never

OPPONENTS

LOS ANGELES ANGELS

2023 vs. LAA	3-0 (1,000)
Best Season vs. LAA	3-0 (1,000) 2x, in 1999, 2023
Most runs in game by SD	11, September 2, 2020 @ LAA
Most runs in game by LAA	11, 2 x, last: June 12, 2009 @ LAA
Longest Winning Streak	4 games, 2x, last: September 8, 2021-July 5, 2023
Longest Losing Streak	4 games, June 12, 2009 - May 18, 2012

Last Time the Padres Swept

3-game series in SD	July 3-5, 2023
3-game series @ LAA	July 18-20, 1999
4-game series in SD	never
4-game series @ LAA	never

NEW YORK YANKEES

2023 vs. NYY	1-2 (.333)
Best Season vs. NYY	2-1 (.667) 2x, in 2013, 2016
Most runs in game by SD	10, June 11, 2004 @ NYY
Most runs in game by NYY	10, May 28, 2023 @ NYY
Longest Winning Streak	3 games, August 4, 2013 - July 2, 2016
Longest Losing Streak	5 games, June 12, 2004 - June 19, 2008

Last Time the Padres Swept

3-game series in SD	never
3-game series @ NYY	never
4-game series in SD	never
4-game series @ NYY	never

SEATTLE MARINERS

2023 vs. SEA	1-3 (.250)
Best Season vs. SEA	4-0 (1,000) in 2018
Most runs in game by SD	16, May 21, 2021 vs. SEA
Most runs in game by SEA	16, 2x, last: June 2, 2016 @ SEA
Longest Winning Streak	7 games, August 28, 2018 - August 6, 2019
Longest Losing Streak	7 games, May 17, 2008 - June 17, 2009

Last Time the Padres Swept

3-game series in SD	May 21-23, 2021
3-game series @ SEA	June 12-14, 2012
4-game series in SD	never
4-game series @ SEA	never

TEXAS RANGERS

2023 vs. TEX	3-0 (1,000)
Best Season vs. TEX	4-0 (1,000) in 2020
Most runs in game by SD	17, June 7, 1998 @ TEX
Most runs in game by TEX	12, June 26, 2009 @ TEX
Longest Winning Streak	11 games, Sept. 16-2018 - July 30, 2023
Longest Losing Streak	4 games, 2x, last: May 9, 2017 - June 25, 2018

Last Time the Padres Swept

3-game series in SD	July 28-30, 2023
3-game series @ TEX	April 9-11, 2021
4-game series in SD	never
4-game series @ TEX	never

MINNESOTA TWINS

2023 vs. MIN	1-2 (.333)
Best Season vs. MIN	2-1 (.667) 2x, in 2005, 2022
Most runs in game by SD	10, July 29, 2022 vs. MIN
Most runs in game by MIN	16, September 12, 2017 @ MIN
Longest Winning Streak	2 games, 3x, last: July 31, 2022-May 9, 2023
Longest Losing Streak	9 games, June 24, 2008 - August 5, 2014

Last Time the Padres Swept

3-game series in SD	never
3-game series @ MIN	never
4-game series in SD	never
4-game series @ MIN	never

OAKLAND ATHLETICS

2023 vs. OAK	3-0 (1,000)
Best Season vs. OAK	2x, last: 2-1 (.667) in 2020
Most runs in game by SD	15, June 30, 1997 @ OAK
Most runs in game by OAK	16, June 17, 2015 @ OAK
Longest Winning Streak	3 games, 2x, last: September 15-17, 2023
Longest Losing Streak	5 games, May 6, 2000 - June 13, 2001

Last Time the Padres Swept

3-game series in SD	September 15-17, 2023
3-game series @ OAK	never
4-game series in SD	never
4-game series @ OAK	never

TAMPA BAY RAYS

2023 vs. TB	2-1 (.667)
Best Season vs. TB	2-1 (.667) 4x, Last: 2023
Most runs in game by SD	9 (2x), last: June 13, 2007 @ TB
Most runs in game by TB	15, August 16, 2016 @ TB
Longest Winning Streak	4 games, June 13, 2007 - June 23, 2010
Longest Losing Streak	9 games, June 24, 2010 - August 13, 2019

Last Time the Padres Swept

3-game series in SD	never
3-game series @ TB	never
4-game series in SD	never
4-game series @ TB	never

TORONTO BLUE JAYS

2023 vs. TOR	2-1 (.667)
Best Season vs. TOR	2-1 (.667) 3x, in 2013, 2019, 2023
Most runs in game by SD	19, May 25, 2019 @ TOR
Most runs in game by KC	10, May 26, 2019 @ TOR
Longest Winning Streak	3 games, July 27, 2016-May 25, 2019
Longest Losing Streak	3 games, June 2, 2013-July 26, 2016

Last Time the Padres Swept

3-game series in SD	never
3-game series @ TOR	never
4-game series in SD	never
4-game series @ TOR	never

CLUB DIRECTORY
EXECUTIVES
MANAGER & STAFF
SUPPORT STAFF, ADVISORS & BASEBALL OPERATIONS
PLAYER HEALTH & PERFORMANCE
24/7 SANITIZED PADRES
HISTORY & RECORDS
OPPONENTS
SCOUTING & PLAYER DEVELOPMENT
PETCO PARK
COMMUNITY
MEDIA



SCOUTING & PLAYER DEVELOPMENT

PLAYER DEVELOPMENT



RYLEY WESTMAN

Vice President, Player Development



MIKE DALY

Assistant Director, Player Development



VINNY LOPEZ

Field Coordinator



MOLLY MEYER

Player Plan Coordinator



ROB MARCELLO

Director, Pitching Development



JOSE RADA

Pitching Coordinator



OSCAR BERNARD

Hitting Coordinator



JONATHAN MATHEWS

Hitting Coordinator



FELIPE BLANCO

Infield Coordinator



BRIAN WHATLEY

Catching Coordinator



MATT HANCOCK

Rehab Pitching Coordinator



SCOTT COOLBAUGH

Hitting Advisor

SUPPORT STAFF & ADMINISTRATION

**CÉSAR RIZIK**

Director, International
Operations

**TODD STEPHENSON**

Manager, Minor Leagues/
Peoria

**AJ BRIDGES**

Minor League Equipment
Manager

**KAITLYN SIMMONS**

Manager, Learning,
Education & Life Skills

**VICENTE CAFARO**

International Player
Development Coordinator

**CLINTON SEWELL**

Player Development
Coordinator

**ETHAN DIXON**

Manager, Video Operations &
Pro Scout

**KYLE ROSS**

Clubhouse Assistant

**SAM LEWIS**

Clubhouse Assistant

**JACOB DWIGGINS**

Clubhouse Assistant

**SHERLY GERMAN**

Lead ESL Instructor

**ROSA POU**

Mental Skills Coordinator

**FRANKLYN PEGUERO**

Administrator, D.R. Baseball
Operations

**JOEL CARO**

Latin American Operations
Assistant

**MARTINA PEREYRA**

Assistant Administrator,
D.R. Baseball Operations

**FABIÁN DI LORENZO**

Mental Skills Coach

NOT PICTURED**BÉLGICA REYES**

Latin American Education
Coordinator

EMILIO SANCHEZ

Baseball Ops Assistant, D.R.

SPORTS MEDICINE & PERFORMANCE



JOSEAN PRIETO

Medical Coordinator



JOJO TARANTINO

Coordinator, Medical Services and Administration



TAYLOR MCWILLIAMS

Physical Therapist



ALAN NG

Physical Therapist



BENNETT TABARACCI

Physical Therapist Fellow



ERIC JUNGE

Performance Coach



DWAYNE PETERSON

Rehab Strength Coach



HANNAH COOPER

Performance Dietitian



HILLARY PLUMMER

Quality Assurance, Player Health & Performance

SCOUTING & PLAYER DEVELOPMENT

SCOUTING



CHRIS KEMP

Vice President, Amateur & International Scouting



PETE DEYOUNG

Vice President, Professional Scouting



ACEY KOHROGI

Director, Pacific Rim Operations



BRETT BECKER

Manager, Pro Scouting & Baseball Operations



MAX KRAUST

Coordinator, Amateur Scouting Operations



NICK BRANNON

Scouting Supervisor, Southeast



JOSH EMMERICK

Regional Supervisor, West



MIKE KANEN

Regional Supervisor, Northeast



ANDREW SALVO

Regional Supervisor, South Central



DYLAN SCHOKNECHT


Assistant, Amateur Scouting Operations

AREA SCOUTS



SPENCER BABCOCK

Area Scout, Southern California




DOUG BANKS

Amateur Scout



JUSTIN BAUGHMAN

Area Scout, Northwest



CLINT HARRISON

Area Scout, Gulf States




TROY HOERNER

Area Scout, Upper Midwest



CHRIS KEMLO

Regional Scout & International Crosschecker, Canada/Midwest



JAKE KOENIG

Regional Scout & International Crosschecker, Carolinas



TYLER LITTLEFIELD

Area Scout, Underclass & Small School



MATT MALONEY

Area Scout, Ohio Valley



JOHN MARTIN

Area Scout, North Florida



JOHN MCNAMARA

Area Scout, Northeast



STEPHEN MORITZ

Area Scout, Midwest



TIM REYNOLDS

Area Scout, Northern California

CLUB DIRECTORY
EXECUTIVES
MANAGER & STAFF
SUPPORT STAFF, ADVISORS & BASEBALL OPERATIONS
PLAYER HEALTH & PERFORMANCE
24/7 SAN DIEGO PADDIES
HISTORY & RECORDS
OPPONENTS
PETCO PARK
COMMUNITY
MEDIA

SCOUTING & PLAYER DEVELOPMENT

SCOUTING & PLAYER DEVELOPMENT

AREA SCOUTS



WILLIE RONDA

Scout, Puerto Rico



DANIEL SADER

Area Scout, Mid-Atlantic



MATT SCHAFFNER

Area Scout, North Texas



WILL SCOTT

Area Scout, Four Corners



JACK SHANNON

Area Scout, Southern California



TYLER STUBBLEFIELD

Area Scout, Georgia & Eastern Tennessee



TYLER WATSON

Area Scout, South Texas & Louisiana

INTERNATIONAL SCOUTING



TREVOR SCHUMM

Scouting Supervisor,
International Crosschecker



BILL MCLAUGHLIN

Scouting Supervisor,
International Crosschecker



CLIFF TERRACUSO

Area Scout, Puerto Rico &
International Crosschecker



KELVIN ALARCON

Scout, Venezuela



ANTONIO ALEJOS

Scout, Venezuela



ANDRES CABADIAS

Scout, Colombia



EMENEJILDO DIAZ

Scout, Dominican Republic



ALVIN DURAN


Assistant, International Scouting

INTERNATIONAL SCOUTING, CONT.



JHONATHAN FELIZ

Scout, Dominican Republic



ANGEL FLORENTINY

Scout, Venezuela



PO-HSUAN KENG

Scout, Taiwan



RICARDO MONTENEGRO

Scout, Panama



NEHOMAR CALDERA

Scout, Venezuela



HUN NAMGUNG

Scout, Korea & Taiwan



LUIS PRIETO

Coordinator, Venezuela



EMANUEL RANGEL

Scout, Mexico



JOSE SALADO

Scout, Dominican Republic



MARK SAUNDERSON

Scout, Australia



CARLOS TAVERAS

Scout, Dominican Republic



KEIJI UEZONO

Scout, Japan

NOT PICTURED

RONNIE SUARES

International Scouting
Operations

SHERMAN LACRUS

Scout, Curacao

SCOUTING & PLAYER DEVELOPMENT

PROFESSIONAL SCOUTS



CHUCK LAMAR

Professional Scouting
 Crosschecker



SPENCER GRAHAM

Special Assistant,
 Professional Scouting



MIKE JUHL

Professional Scouting
 Crosschecker



DOMINIC VIOLA

Professional Scouting
 Crosschecker



CRAIG BELL

Professional Scout



KIMBALL CROSSLEY

Professional Scout



TIM HOLT

Professional Scout



TYLER TUFTS

Professional Scout



SPIKE LUNDBERG

Professional Scout



MAC SEIBERT

Professional Scout



MIKE VENAFRO

Professional Scout




MARK MERILA

Professional Scout



JACOB ZWEIBACK

Professional Scout



CHRIS KUSIOLEK

Professional Scout

NOT PICTURED

MIKE BORZELLO

Professional Scout

AFFILIATES

PADRES AFFILIATE HISTORY

ALL-TIME TRIPLE-A AFFILIATES

1969	Omaha	American Association
1970	Salt Lake City	Pacific Coast League
1971-82	Honolulu	Pacific Coast League
1983-2000	Las Vegas	Pacific Coast League
2001-10	Portland	Pacific Coast League
2011-13	Tucson	Pacific Coast League
2014 - present	El Paso	Pacific Coast League

ALL-TIME DOUBLE-A AFFILIATES

1969	Elmira	Eastern League
1972-75	Alexandria	Texas League
1976-82	Amarillo	Texas League
1983-86	Beaumont	Texas League
1987-94	Wichita	Texas League
1995-96	Memphis	Southern League
1997-2006	Mobile	Southern League
2007-2018	San Antonio	Texas League
2019 - 2020	Amarillo	Texas League
2021 - present	San Antonio	Central League

ALL-TIME HIGH-A AFFILIATES

1969	Key West	Florida State League
1970-71	Lodi	California League
1972	Kinston	Carolina League
1975-87	Reno	California League
1981-83	Salem	Carolina League
1983-94	Miami	Florida State League
1988-90	Riverside	California League
1991-92	High Desert	California League
1993-2000	Rancho Cuc.	California League
2001 - 2020	Lake Elsinore	California League
2021 - present	Fort Wayne	Midwest League

ALL-TIME LOW-A AFFILIATES

1985-92	Charleston	South Atlantic League
1989-94	Waterloo	Midwest League
1993-99	Clinton	Midwest League
1999 - 2020	Fort Wayne	Midwest League
2020 - present	Lake Elsinore	California League

ALL-TIME SHORT-A AFFILIATES

1969-70	Elmira	Eastern League
1970-72	Tri Cities	Northwest League
1973-82	Walla Walla	Northwest League
1980	Grays Harbor	Northwest League
1983-94	Spokane	Northwest League
2001-14	Eugene	Northwest League
2015 - 2020	Tri-City	Northwest League

ALL-TIME ROOKIE AFFILIATES

1969	Salt Lake City	Pioneer League
1981	Bradenton	Gulf Coast League
1982	Sarasota	Gulf Coast League
1989-92	Scottsdale	Arizona Rookie League
1993-2000	Peoria	Arizona Rookie League
1995-2003	Idaho Falls	Pioneer League
2004 - present	Padres 1	Arizona Rookie League
2017 - present	Padres 2	Arizona Rookie League

AFFILIATES

EL PASO CHIHUAHUAS (TRIPLE-A)



League	Pacific Coast League
Division	Pacific Southern Division
President	Alan Ledford
PR Contact and Email	Tim Hagerty - thagerty@epchihuahuas.com
Phone	(915) 242-2028
Website	www.milb.com/el-paso
Padres Affiliate Since	2014
Ballpark	Southwest University Park

SAN ANTONIO MISSIONS (DOUBLE-A)




League	Texas League (Double-A)
Division	Central League
President	Burl Yarbrough - burly@samissions.com
PR Contact and Email	Jeremy Sneed - jsneed@samissions.com
Phone	(210) 675-7275
Website	www.milb.com/san-antonio
Padres Affiliate Since	2007-18, 2021-present
Ballpark	Wolf Stadium

FORT WAYNE TINCAPS (HIGH-A)



League	Midwest League
Division	Eastern Division
President	Mike Nutter
PR Contact and Email	John Nolan - nolan@tincaps.com
Phone	(260) 482-6400
Website	www.milb.com/fort-wayne
Padres Affiliate Since	1999
Ballpark	Parkview Field

LAKE ELSINORE STORM (SINGLE-A)



League	California League
Division	South Division
General Managers	Shaun Brock and Christine Kavic
PR Contact and Email	Justin Picknard - jpickard@stormbaseball.com
Phone	(951) 245-4487
Website	www.milb.com/lake-elsinore
Padres Affiliate Since	2001
Ballpark	The Diamond

AFFILIATES

EL PASO CHIHUAHUAS STAFF



PETE ZAMORA
MANAGER



SCOTT MITCHELL
PITCHING COACH



JIMMY JONES
ASST. PITCHING COACH



RAUL PADRON
HITTING COACH



GREG STARBUCK
BENCH COACH



MARITZA CASTRO
ATHLETIC TRAINER



A.J. RUSSELL
STRENGTH COACH



AUSTIN HARRIS
PERFORMANCE ANALYST



CULLEN MERSCH
VIDEO

SAN ANTONIO MISSIONS STAFF



LUKE MONTZ
MANAGER



JEFF ANDREWS
PITCHING COACH



MIGUEL DEL CASTILLO
BENCH COACH



DAVID BRYAN
ATHLETIC TRAINER



GARRETT KELLY
STRENGTH COACH



TRAVIS CRAVEN
PERFORMANCE ANALYST



JARED POLLOCK
VIDEO

NOT PICTURED

YUNIR GARCIA
HITTING COACH

CLUB DIRECTORY
EXECUTIVES
MANAGER & STAFF
SUPPORT STAFF, ADVISORS & BASEBALL OPERATIONS
PLAYER HEALTH & PERFORMANCE
SAN ANTONIO MISSIONS PADMES
HISTORY & RECORDS
OPPONENTS
SCOUTING & PLAYER DEVELOPMENT
PETCO PARK
COMMUNITY
MEDIA

AFFILIATES

FORT WAYNE TINCAPS STAFF



MIKE DALY
 MANAGER




TOM EHELMAN
 PITCHING COACH



JED MORRIS
 HITTING COACH



JHONALDO POZO
 BENCH COACH




LAUREN GOTTSCHALL
 ATHLETIC TRAINER



CHANDLER CRAIG
 STRENGTH COACH



GREGORY BENDER
 PERFORMANCE ANALYST



DYLAN BRYANT
 VIDEO

LAKE ELSINORE STORM STAFF



LUKAS RAY
 MANAGER



ROBBIE PRICE
 PITCHING COACH



ERIC DEL PRADO
 HITTING COACH



OSWALDO PIRELA
 BENCH COACH



JUAN PENA
 ATHLETIC TRAINER



MARK SPADAVECCHIA
 STRENGTH COACH



BRENDAN AMEND
 PERFORMANCE ANALYST

NOT PICTURED

TYLER JONES
 VIDEO

TM

TM

AFFILIATES

ARIZONA COMPLEX LEAGUE



League	Arizona Complex League
Division	ACL West
Phone	(623) 773-8700
Padres affiliate since	1988
Ballpark	Peoria Stadium

2024 ACL PADRES COACHING STAFF



LUIS MENDEZ
Manager



BRIAN BURES
Pitching Coach



YOEL MONZON
Pitching Coach



LEO ROSALES
Pitching Coach



BRIAN BETANCOURTH
Hitting Coach



AARON BRAY
Hitting Assitant



PHILLIP WELLMAN
Bench Coach



YUKI MATSUZAWA
Athletic Trainer



KEVIN MIXON
Strength Coach



CONNOR SHADROO
Strength Coach



CHRIS TURRISI
Performance Analyst



MATT THOMAS
Video

NOT PICTURED


JERRY DOWNS
Hitting Coach

EDMUNDO FERNANDEZ
Athletic Trainer

GLENN STEELE
Athletic Trainer

NOLAN EARLEY
Hitting Coach

CRISTINA MEDINA
Strength Coach



AFFILIATES

DOMINICAN SUMMER LEAGUE PADRES



League	Dominican Summer League
Division	Baseball City
Phone	(809) 685-5000
Padres affiliate since	1987
Ballpark	Padres Dominican Republic Baseball Park

2024 DSL PADRES COACHING STAFF



BRALLAN PEREZ
Pitching Coach



DIEGO CEDENO
Pitching Coach



NELSON CRUZ
Pitching Coach



JACKSON QUEZADA
Pitching Coach



EDINSON RINCON
Hitting Coach



WILFRI DE LA CRUZ
Bench Coach



SERGIO WEST
Strength Coach

NOT PICTURED

YORMAN BAZARDO
Pitching Coach

RUDDY GIRON
Hitting Coach

JUAN ROJAS
Bench Coach

FELIPE MORILLO
Bench Coach

JAIRO GARCIA
Athletic Trainer

JEYSIS AMADOR
Athletic Trainer

MICAH GERHART
Athletic Trainer

LIAM MCCrackEN
Strength Coach

DANILO PENA
Strength Coach

LUIS MATEO
Video

TM



PADRES DOMINICAN REPUBLIC BASEBALL PARK

Location	Najayo, San Cristobal, Dominican Republic
Design	HOK Sport
Local Architect	Jose Mella Febles & Assoc., S.A.
Construction Management	RALCO Construction Management Services
Contractors	Ing. Cristian Ciccone y Asociados, C. Por A.
Gross Square Footage	15 acres (653,400 square feet)

The Padres set new standards for Major League Baseball training facilities with their state-of-the-art Dominican Republic Baseball Park in Najayo, San Cristobal. Officially opened on April 30, 2008, the complex serves as the hub of the Padres Latin American operations where international players live and train year-round. The complex is also the home of the Dominican Summer League Padres. It served as the host location for the 2013 Padres' Instructional League.

The facility boasts two regulation-size playing fields and a half field, batting tunnels, covered pitching mounds and a clubhouse containing Major League-caliber weight and training rooms. The complex has housing for over 60 players as well as managers and coaches, including a kitchen and dining facilities. In an effort to create the ultimate facility, the Padres have incorporated on-site classrooms, a library, computer learning centers and a first-rate player education program.

In conjunction with the construction of its Dominican Republic Baseball Park, the Padres have pioneered a community outreach program aimed at improving the quality of basic public education in the Dominican Republic. The Padres have partnered with SDSU, UCSD, SurFuturo, USAID and the American Chamber of Commerce Dominican Republic to improve four local community schools and incorporate after-school programs for students.

FEATURES
Two Regulation-Size Playing Fields
One Half Field
Batting Tunnels
20,000 sq. ft. Clubhouse
18,000 sq. ft. Players Residence
5,000 sq. ft. managers/coaches residence
Administrative Offices
Weight and Training Rooms
Dining Hall
Classrooms

AFFILIATES



PEORIA SPORTS COMPLEX

8131 W. Paradise Lane, Peoria, AZ 85382 | (623) 486-7000

Owner	City of Peoria		
First Game	Padres vs. Mariners, March 2, 1994		
Seating Capacity	12,339		
Outfield Dimensions			
Left Field	340 ft.	Right-Center	385 ft.
Left-Center	385 ft.	Right Field	340 ft.
Center Field	410 ft.		

Spring Training Record and Attendance		
Year	Overall Record	Home Attendance
1969	10-15	14,987
1970	14-12	17,991
1971	11-14	16,540
1972	12-8	13,437
1973	6-16	13,735
1974	10-10	15,748
1975	10-10	16,462
1976	8-7	10,420
1977	16-10	24,279
1978	15-13	30,270
1979	9-11	35,180
1980	8-10	27,881
1981	12-13	30,972
1982	15-8	29,788
1983	12-13	47,000
1984	13-17	50,262
1985	11-15	61,421
1986	16-14	62,103
1987	13-16	59,531
1988	11-16	59,485
1989	18-8	69,541
1990	12-2	23,481
1991	15-12	63,298
1992	13-15	63,071
1993	13-15	64,142
1994	11-18	91,011
1995	3-8-1	38,375
1996	20-13	75,385
1997	20-11	82,752
1998	19-10-3	104,995
1999	20-12-1	104,975
2000	16-14	96,359
2001	17-11	77,035
2002	18-15	83,777
2003	8-17-2	88,709
2004	11-20	77,918
2005	16-14	96,522
2006	17-11	85,443
2007	17-14	100,063
2008	12-14-4	132,361
2009	10-21	88,794
2010	18-10	79,671
2011	13-17-1	75,906
2012	20-16	87,962
2013	16-21	92,638
2014	11-13-6	81,212
2015	17-12-1	106,328
2016	10-21-2	95,410
2017	11-21-1	89,874
2018	15-10-5	82,421
2019	18-11-2	87,153
2020	12-8	N/A
2021	12-13-3	25,596
2022	7-9-2	32,618
2023	15-14-1	105,578
Total	710-686-75	3,387,866

2024 Spring Training marked the 31st Spring Training season at the Peoria Sports Complex for the Padres in Peoria, Ariz. The complex, located 20 miles northwest of downtown Phoenix, serves as the spring home for both the Padres and the Seattle Mariners, and it serves as the premier Cactus League venue on the west side of Phoenix, providing easy access from the 101 Loop and is within walking distance to Peoria's P83 entertainment district featuring shopping dining and entertainment.

The complex provides separate state-of-the-art facilities for the two clubs, and both the Padres and Mariners clubhouses received over a combined 31 million dollars in renovations prior to the 2014 season. Each team's facility has six full fields, two-half fields for infield and base running drills, a bunting field, four covered batting tunnels and eight open air batting tunnels. Both clubhouses are over 55,000 square feet and include administrative offices, full-service kitchens and cafeterias, weight and training rooms and media workrooms.

Prior to the 2017 season, Peoria Stadium also underwent large LED and audio system upgrades including the following: New 2,100 square foot LED display, which was the largest in baseball's Cactus and Grapefruit Leagues and the first to feature 13HD LED. New display will measure approximately 35 feet high by 61 feet wide and feature a 13HD pixel layout to provide high-resolution imagery. Upgraded audio system includes fully-distributed sound, providing full-range sound reproduction for a powerful audio experience. Additional transformations preceding the 2014 season included the following: New 2,400 square foot team store along with renovated entrance gates and administrative offices. New fixed seats with cup holders as well as new seats along the first and third baselines and field level seating behind home plate.

The Colonnade, a new group space down the third base line was installed in 2016 featuring an upscale catering menu, TV's, private restrooms, full bar and viewing patio for groups of up to 200. New outfield pavilion in left field to accommodate groups of 20-300 as well as widened pedestrian walkway around the outfield. Accessible seating platforms added as well as an ADA accessible ramp to the stadium field. Public restroom upgrades. Infrastructure upgrades to water, fiber and information technology.

The working press box at Peoria Stadium has space for 35 writers and five separate broadcast booths. To reserve broadcast booth space, please contact **JP Nolan** in the Padres Media Relations Department at jnolan@padres.com.



AFFILIATES

ALL-TIME PADRES FIRST-ROUND DRAFT PICKS

Year	Month	Player	Position
1969	June	Randy Elliott	INF/OF
1970	January	John Scott	OF
	June	Mike Ivie	C
1971	January	Dave Hilton	INF
		*John Grubb	OF
	June	Jay Franklin	RHP
1972	January	Cliff Butcher	RHP
		*Rich Troedson	LHP
	June	Dave Roberts	INF
1973	January	Dave Wehrmeister	RHP
	June	Dave Winfield	OF
1974	January	Tucker Ashford	INF
	June	Bill Almon	INF
1975	January	Gene Richards	OF
		*Juan Eichelberger	RHP
	June	Mike Lentz	LHP
1976	January	Keith Miller	C
		Bob Shirley	LHP
	June	Bob Owchinko	LHP
1977	January	Kevin Chapman	RHP
	June	Brian Greer	OF
1978	January	Don Johnson	LHP
	June	Andy Hawkins	RHP
1979	January	John Stevenson	INF
	June	Joe Lansford	INF
		Bob Geren	C
1980	January	Ricky McMullen	INF
	June	Jeff Pyburn	OF
1981	June	Kevin McReynolds	OF
		Frank Castro	C
1982	January	*Scott Parsons	RHP
	June	Jimmy Jones	RHP
		*Kevin Towers	RHP
1983	June	Ray Hayward	LHP
		*Craig Reid	INF
1984	January	Larry Martin	OF
		*Randell Byers	OF
	June	Shane Mack	OF
		*Robert Grandstaff	INF
1985	June	Joey Cora	INF
1986	January	Doug Brocail	RHP
		*Brian Harrison	LHP
	June	Thomas Howard	OF
		*Pete Roberts	LHP
1987	June	Kevin Garner	RHP
1988	June	Andy Benes	RHP
1989	June	none	
1990	June	Robbie Beckett	LHP
1991	June	Joey Hamilton	RHP
1992	June	none	
1993	June	Derrek Lee	INF
1994	June	Dustin Hermanson	RHP
1995	June	Ben Davis	C

Year	Month	Player	Position
1996	June	Matt Halloran	INF
1997	June	Kevin Nicholson	INF
1998	June	Sean Burroughs	INF
1999	June	Vince Faison	OF
		Gerik Baxter	RHP
		Omar Ortiz	RHP
2000	June	Mark Phillips	LHP
2001	June	Jake Gautreau	INF
2002	June	Khalil Greene	INF
2003	June	Tim Stauffer	RHP
2004	June	Matt Bush	INF
2005	June	Cesar Carrillo	RHP
		*Cesar Ramos	LHP
2006	June	Matt Antonelli	INF
		*Kylar Burke	OF
2007	June	Nick Schmidt	LHP
		* Kellen Kulbacki	OF
		* Drew Cumberland	SS
		* Mitch Canham	C
		* Cory Luebke	LHP
		* Daniel Payne	OF
2008	June	Allan Dykstra	INF
		*Jaff Decker	OF
		* Logan Forsythe	INF
2009	June	Donavan Tate	OF
2010	June	# Karsten Whitson	RHP
2011	June	Cory Spangenberg	INF
		Joe Ross	RHP
		*Michael Kelly	RHP
		*# Brett Austin	C
		*Jace Peterson	INF
2012	June	Max Fried	LHP
		*Zach Eflin	RHP
		*Travis Jankowski	OF
		*Walker Weickel	RHP
2013	June	Hunter Renfroe	OF
2014	June	Trea Turner	SS
2015	June	none	
2016	June	Cal Quantrill	RHP
		Hudson Potts	INF
		Eric Lauer	LHP
2017	June	MacKenzie Gore	LHP
2018	June	Ryan Weathers	LHP
2019	June	C.J. Abrams	SS
2020	June	Robert Hassell III	OF
2021	July	Jackson Merrill	INF
2022	July	Dylan Lesko	RHP
2023	July	Dillon Head	OF

*Selected in the Secondary Phase
#Did Not Sign

NO. 1 OVERALL DRAFT PICKS TO APPEAR WITH THE PADRES

Draft	Player	Original Team	Years with San Diego
1970	Mike Ivie (1B)	SD	1971, 1974-1977
1972	Dave Roberts (3B)	SD	1972-75, 1977-78
1974	Bill Almon (INF)	SD	1974-1978
1984	Shawn Abner (OF)	NYM	1987-1990
1988	Andy Benes (RHP)	SD	1989-1994
1992	Phil Nevin (INF)	HOU	1999-2004
2000	Adrian Gonzalez (1B)	FL	2006-2009
2005	Justin Upton (LF)	ARI	2014

CLUB DIRECTORY
 EXECUTIVES
 MANAGER & STAFF
 SUPPORT STAFF: ADVISORS & BASEBALL OPERATIONS
 PLAYER HEALTH & PERFORMANCE
 24/7 SAN DIEGO PADRES
 HISTORY & RECORDS
 OPPONENTS
 SCOUTING & PLAYER DEVELOPMENT
 PETCO PARK
 COMMUNITY
 MEDIA

ZAC ADDKISON *RHP*

HEIGHT 6-4	BATS R	Full Name	Zachary Michael Allen Addkison
		Date of Birth	June 24, 2002 in Grapevine, Texas
		2024 Opening Day Age	21
WEIGHT 237	THROWS R	How Obtained	Signed as a 15th-round selection in the 2023 First-Year Player Draft
		School	Marshall

ALEXANDER AGRAMONTE *RHP*

HEIGHT 5-11	BATS R	Full Name	Alexander Agramonte Lara
		Date of Birth	September 23, 2004 in Peravia, Dominican Republic
		2024 Opening Day Age	19
WEIGHT 165	THROWS R	How Obtained	Signed as an international free agent on April 20, 2023
		School	international

FABIAN ALCANTARA *INF*

HEIGHT 6-0	BATS R	Full Name	Fabian Alcantara Melo
		Date of Birth	December 12, 2005 in Bonao, Dominican Republic
		2024 Opening Day Age	18
WEIGHT 170	THROWS R	How Obtained	Signed as an international free agent on November 2, 2023
		School	international

CHARLIS AQUINO *INF*

HEIGHT 6-2	BATS R	Full Name	Charlis Esteban Aquino Arias
		Date of Birth	November 18, 2001 in San Cristobal, Dominican Republic
		2024 Opening Day Age	22
WEIGHT 165	THROWS R	How Obtained	Signed as an international free agent on July 2, 2018
		School	international

JUAN ARIAS *RHP*

HEIGHT 6-3	BATS R	Full Name	Juan Ramon Arias
		Date of Birth	June 21, 2002 in San Cristobal, Dominican Republic
		2024 Opening Day Age	21
WEIGHT 190	THROWS R	How Obtained	Signed as an international free agent on June 16, 2022
		School	international

HENRY BAEZ *RHP*

HEIGHT 6-3	BATS R	Full Name	Henry Manuel Baez Aquino
		Date of Birth	October 12, 2002 in San Cristobal, Dominican Republic
		2024 Opening Day Age	22
WEIGHT 196	THROWS R	How Obtained	Signed as an international free agent on July 2, 2019
		School	international

THOMAS BALBONI JR. *RHP*

HEIGHT 6-4	BATS L	Full Name	Thomas Francis Balboni Jr.
		Date of Birth	July 6, 2000 in Boston, Massachusetts
		2024 Opening Day Age	23
WEIGHT 195	THROWS R	How Obtained	Signed as a 15th-round selection in the 2022 First-Year Player Draft
		School	Northeastern University (Boston, MA)

BRYAN BALZER *RHP*

HEIGHT 6-1	BATS L	Full Name	Bryan Joseph Balzer
		Date of Birth	October 27, 2004 in Yokosuka, Japan
		2024 Opening Day Age	19
WEIGHT 190	THROWS R	How Obtained	Signed as a international free agent on January 30, 2023
		School	international

ERICK BATISTA *RHP*

HEIGHT 6-0	BATS R	Full Name	Erick Batista
		Date of Birth	September 7, 2005 in Santo Domingo, Dominican Republic
		2024 Opening Day Age	18
WEIGHT 155	THROWS R	How Obtained	Signed as a international free agent on January 16, 2023
		School	international

COLTON BENDER *C*

HEIGHT 5-9	BATS R	Full Name	Colton Michael Bender
		Date of Birth	January 1999 in Norwich, Connecticut
		2024 Opening Day Age	25
WEIGHT 190	THROWS R	How Obtained	Signed as a 10th-round selection in the 2021 First-Year Player Draft
		School	Quinnipiac University (CT)

RYAN BERGERT *RHP*

HEIGHT 6-2	BATS R	Full Name	Ryan Michael Bergert
		Date of Birth	March 8, 2000 in Canton, Ohio
		2024 Opening Day Age	24
WEIGHT 210	THROWS R	How Obtained	Signed as a sixth-round selection in the 2021 First-Year Player Draft
		School	West Virginia University (WV)

JAY BESHEARS *INF*

HEIGHT 6-4	BATS R	Full Name	Jay Robert Beshears
		Date of Birth	May 6, 2002 in Naples, Florida
		2024 Opening Day Age	21
WEIGHT 215	THROWS R	How Obtained	Signed as a sixth-round selection in the 2023 First-Year Player Draft
		School	Duke University (NC)

JASON BLANCHARD *LHP*

HEIGHT 6-0	BATS R	Full Name	Jason Randall Blanchard
		Date of Birth	June 25, 1997 in Austin, Texas
		2024 Opening Day Age	26
WEIGHT 185	THROWS L	How Obtained	Signed as a ninth-round selection in the 2019 First-Year Player Draft
		School	Lamar University (TX)

RAUL BRITO *RHP*

HEIGHT 6-1	BATS R	Full Name	Raul Adolfo Brito Cruceta
		Date of Birth	May 23, 1997 in Santiago, Dominican Republic
		2024 Opening Day Age	26
WEIGHT 221	THROWS R	How Obtained	Signed as a minor league free agent on December 10, 2022
		School	international

MINOR LEAGUERS

LANGSTON BURKETT *RHP*

HEIGHT 6-6	BATS L	Full Name	Langston Kweli Burkett
		Date of Birth	April 2, 2005 in Santa Cruz, California
		2024 Opening Day Age	18
WEIGHT 239	THROWS R	How Obtained	Signed as a non-drafted free agent on July 20, 2023
		School	Santa Cruz HS (CA)

HOMER BUSH *OF*

HEIGHT 6-3	BATS R	Full Name	Homer Giles Bush
		Date of Birth	October 13, 2001 in Grapevine, Texas
		2024 Opening Day Age	22
WEIGHT 213	THROWS R	How Obtained	Singed as a fourth-round selection in the 2023 First-Year Player Draft
		School	Grand Canyon University (AZ)

DANIEL CAMARENA *LHP*

HEIGHT 6-0	BATS L	Full Name	Daniel Ricardo Camarena
		Date of Birth	November 9, 1992 in Bonita, CA
		2024 Opening Day Age	31
WEIGHT 210	THROWS L	How Obtained	Signed as a minor league free agent on February 13, 2020
		School	Cathedral Catholic HS (CA)

ALAIN CAMOU *INF*

HEIGHT 5-11	BATS L	Full Name	Alain Camou
		Date of Birth	November 1, 2003 in Phoenix, Arizona
		2024 Opening Day Age	20
WEIGHT 170	THROWS R	How Obtained	Signed as a non-drafted free agent on January 15, 2022
		School	Alhambra High School

DREW CAMPBELL *OF*

HEIGHT 5-11	BATS L	Full Name	Drew Aaron Campbell
		Date of Birth	November 10, 1997 in Jeffersonville, Indiana
		2024 Opening Day Age	26
WEIGHT 180	THROWS L	How Obtained	Acquired from ATL in exchange for Matt Carpenter, Ray Kerr and cash on December 15, 2023
		School	Louisville

JACOB CAMPBELL *c*

HEIGHT 6-1	BATS R	Full Name	Jacob Peter Campbell
		Date of Birth	May 21, 2000 in Janesville, Wisconsin
		2024 Opening Day Age	23
WEIGHT 200	THROWS R	How Obtained	Signed as a minor league free agent on July 26, 2022
		School	University of Illinois at Urbana-Champaign (IL)

RYAN CARPENTER *LHP*

HEIGHT 6-5	BATS L	Full Name	Ryan Nicholas Carpenter
		Date of Birth	August 22, 1990 in Glendale, Arizona
		2024 Opening Day Age	33
WEIGHT 235	THROWS L	How Obtained	Signed as a minor league free agent on October 31, 2023
		School	Gonzaga University (WA)

MIGUEL CASTILLO *RHP*

HEIGHT 5-11	BATS R	Full Name	Miguel Angel Castillo
		Date of Birth	October 8, 2004 in Santo Domingo, Dominican Republic
		2024 Opening Day Age	19
WEIGHT 160	THROWS R	How Obtained	Signed as an international free agent on November 6, 2023
		School	international

JESUS CASTRO *c*

HEIGHT 5-10	BATS R	Full Name	Jesus David Castro Heredia
		Date of Birth	July 7, 2004 in Caracas, Venezuela
		2024 Opening Day Age	19
WEIGHT 158	THROWS R	How Obtained	Signed as an international free agent on August 23, 2021
		School	international

MANUEL CASTRO *RHP*

HEIGHT 5-11	BATS R	Full Name	Manuel Octavio Castro Valdez
		Date of Birth	May 11, 2002 in Sinaloa
		2024 Opening Day Age	21
WEIGHT 197	THROWS R	How Obtained	Signed as an international free agent on June 22, 2021
		School	international

ADLER CECIL *LHP*

HEIGHT 6-4	BATS L	Full Name	Adler Bryen Cecil
		Date of Birth	May 1, 2005 in Roseville, California
		2024 Opening Day Age	18
WEIGHT 177	THROWS L	How Obtained	Signed as a 19th-round selection in the 2023 First-Year Player Draft
		School	Temecula Valley HS (CA)

NERWILIAN CEDENO *INF*

HEIGHT 5-11	BATS S	Full Name	Nerwilian Enrique Cedeno Soto
		Date of Birth	March 16, 2002 in Rio Tucani, Venezuela
		2024 Opening Day Age	22
WEIGHT 198	THROWS R	How Obtained	Signed as an international free agent on July 2, 2018
		School	international

OLIVER CEDENO *INF*

HEIGHT 5-10	BATS S	Full Name	Oliver De Jesus Cedeno
		Date of Birth	September 10, 2004 in Bolivar, Venezuela
		2024 Opening Day Age	20
WEIGHT 160	THROWS R	How Obtained	Signed as an international free agent on January 15, 2022
		School	international

JAVIER CHACON *LHP*

HEIGHT 5-11	BATS L	Full Name	Javier Martin Chacon Alfonso
		Date of Birth	December 24, 2002 in Havana, Cuba
		2024 Opening Day Age	21
WEIGHT 213	THROWS L	How Obtained	Signed as an international free agent on January 18, 2021
		School	international

MINOR LEAGUERS

KLEIBERSON CHAVEZ *RHP*

HEIGHT 6-0	BATS R	Full Name	Kleiberson Alexander Chavez Rodriguez
		Date of Birth	April 11, 2005 in Valencia, Venezuela
		2024 Opening Day Age	18
WEIGHT 195	THROWS R	How Obtained	Signed as an international free agent on January 15, 2023
		School	international

JHOSEP CHIRINOS *RHP*

HEIGHT 6-4	BATS R	Full Name	Jhosep David Chirinos Machado
		Date of Birth	April 17, 2004 in Caracas, Venezuela
		2024 Opening Day Age	19
WEIGHT 201	THROWS R	How Obtained	Signed as an international free agent on January 15, 2022
		School	international

B.Y. CHOI *INF*

HEIGHT 6-3	BATS L	Full Name	Byungyong Choi
		Date of Birth	April 30, 2002 in Seoul, South Korea
		2024 Opening Day Age	21
WEIGHT 201	THROWS R	How Obtained	Signed as a 20th-round selection in the 2023 First-Year Player Draft
		School	New Mexico Military (NM)

MIGUEL CIENFUEGOS *LHP*

HEIGHT 6-3	BATS L	Full Name	Miguel Cienfuegos
		Date of Birth	February 10, 1997 in Laval, Canada
		2024 Opening Day Age	28
WEIGHT 205	THROWS L	How Obtained	Signed as an international free agent on December 21, 2022
		School	Northwest Florida State College (FL)

SPENCE COFFMAN *INF*

HEIGHT 6-1	BATS R	Full Name	Spence Maddox Coffman
		Date of Birth	January 7, 2004 in Jackson, Tennessee
		2024 Opening Day Age	20
WEIGHT 170	THROWS R	How Obtained	Signed as a 19th-round selection in the 2022 First-Year Player Draft
		School	Tishimongo County High School (MS)

KEEGAN COLLETT *RHP*

HEIGHT 6-4	BATS R	Full Name	Keegan Anthony Collett
		Date of Birth	July 27, 1998 in Waxahachie, Texas
		2024 Opening Day Age	25
WEIGHT 220	THROWS R	How Obtained	Signed as a 35th-round selection in the 2019 First-Year Player Draft
		School	Florida Gulf Coast University (FL)

KASHON CONLIFFE *OF*

HEIGHT 6-1	BATS R	Full Name	Kashon Travon Ramond Conliffe
		Date of Birth	July 5, 2005 in New Providence, Bahamas
		2024 Opening Day Age	18
WEIGHT 175	THROWS R	How Obtained	Signed as an international free agent on January 17, 2022
		School	international

SANTIAGO CONTRERAS *c*

HEIGHT 6-2	BATS L	Full Name	Santiago Emilio Contreras Valdez
		Date of Birth	August 16, 2005 in Sinaloa, Mexico
		2024 Opening Day Age	18
WEIGHT 155	THROWS R	How Obtained	Signed as an international free agent on January 16 2023
		School	international

JOSE CORDERO *OF*

HEIGHT 6-1	BATS R	Full Name	Jose Karin Cordero Valdez
		Date of Birth	May 24, 2003 in San Cristobal, Dominican Republic
		2024 Opening Day Age	20
WEIGHT 165	THROWS R	How Obtained	Signed as an international free agent on July 2, 2019
		School	international

CHRISTIAN CRESPO *RHP*

HEIGHT 6-2	BATS R	Full Name	Christian David Crespo Segovia
		Date of Birth	January 30, 2003 in Baja California Sur, Mexico
		2024 Opening Day Age	21
WEIGHT 230	THROWS R	How Obtained	Signed as an international free agent on January 15, 2022
		School	international

GILBERT CRUZ *c*

HEIGHT 5-11	BATS R	Full Name	Gilbert Alfredo Cruz
		Date of Birth	May 8, 2005 in Santo Domingo, Dominican Republic
		2024 Opening Day Age	18
WEIGHT 225	THROWS R	How Obtained	Signed as an international free agent on January 16, 2023
		School	international

OMAR CRUZ *LHP*

HEIGHT 6-0	BATS L	Full Name	Omar Alejandro Cruz
		Date of Birth	January 26, 1999 in Hermosillo, Mexico
		2024 Opening Day Age	25
WEIGHT 210	THROWS L	How Obtained	Selected from PIT in the Rule 5 Draft on December 6, 2023
		School	international

YOVANNY CRUZ *RHP*

HEIGHT 6-3	BATS R	Full Name	Yovanny Cruz Nunez
		Date of Birth	August 23, 1999 in San Francisco de Macoris, Dominican Republic
		2024 Opening Day Age	24
WEIGHT 256	THROWS R	How Obtained	Signed as a minor league free agent on November 13, 2023
		School	international

COLE CUMMINGS *INF*

HEIGHT 6-2	BATS L	Full Name	Cole James Cummings
		Date of Birth	June 28, 1998 in Orange, California
		2024 Opening Day Age	25
WEIGHT 200	THROWS R	How Obtained	Signed as a non-drafted free agent on July 19, 2021
		School	University of California, Santa Barbara (CA)

MINOR LEAGUERS

JARRYD DALE *INF*

HEIGHT 6-2	BATS R	Full Name	Jarryd James Dale
		Date of Birth	September 11, 2000 in Melbourne, Australia
		2024 Opening Day Age	23
WEIGHT 206	THROWS R	How Obtained	Signed as an international free agent on July 2, 2017
		School	McKinnon Secondary College (AU)

AUSTIN DAVIS *LHP*

HEIGHT 6-4	BATS L	Full Name	Austin Richard Davis
		Date of Birth	February 3, 1993 in Scottsdale, Arizona
		2024 Opening Day Age	31
WEIGHT 235	THROWS L	How Obtained	Signed as a minor league free agent on January 27, 2024
		School	Cal State Bakersfield (CA)

MICHAEL DE LA CRUZ *C*

HEIGHT 5-10	BATS S	Full Name	Michael De La Cruz Pichard
		Date of Birth	May 15, 1993 in Tamboril, Dominican Republic
		2024 Opening Day Age	30
WEIGHT 202	THROWS R	How Obtained	Signed as a minor league free agent on November 13, 2023
		School	international

LUIS DE LEON *INF*

HEIGHT 5-8	BATS S	Full Name	Luis Alberto De Leon Rodriguez
		Date of Birth	January 8, 2006 in Santo Domingo, Dominican Republic
		2024 Opening Day Age	18
WEIGHT 155	THROWS R	How Obtained	Signed as an international free agent on January 15, 2023
		School	international

LEODALIS DE VRIES *INF*

HEIGHT 6-2	BATS S	Full Name	Leodalis Dalis De Vries Angomas
		Date of Birth	October 11, 2006 in Azua, Dominican Republic
		2024 Opening Day Age	17
WEIGHT 183	THROWS R	How Obtained	Signed as an international free agent on January 15, 2024
		School	international

ISMEL DIAZ *C*

HEIGHT 5-10	BATS L	Full Name	Ismel Jesus Diaz Grosso
		Date of Birth	January 6, 2006 in San Mateo, Venezuela
		2024 Opening Day Age	18
WEIGHT 170	THROWS R	How Obtained	Signed as an international free agent on February 2, 2023
		School	international

BLAKE DICKERSON *LHP*

HEIGHT 6-6	BATS L	Full Name	Blake Edward Dickerson
		Date of Birth	January 7, 2005 in Virginia Beach, VA
		2024 Opening Day Age	19
WEIGHT 205	THROWS L	How Obtained	Signed as a 12th-round selection in the 2023 First-Year Player Draft
		School	Ocean Lakes HS (VA)

RAY-PATRICK DIDDER *OF*

HEIGHT 5-11	BATS R	Full Name	Ray-Patrick Elijah Khalil Didder
		Date of Birth	October 1, 1994 in Oranjestad, Aruba
		2024 Opening Day Age	29
WEIGHT 198	THROWS R	How Obtained	Signed as a minor league free agent on April 7, 2023
		School	international

GRIFFIN DOERSCHING *INF*

HEIGHT 6-4	BATS R	Full Name	Griffin Phillip Doersching
		Date of Birth	August 12, 1998 in Milwaukee, Wisconsin
		2024 Opening Day Age	25
WEIGHT 255	THROWS R	How Obtained	Signed as a 8th-round selection in the 2022 First-Year Player Draft
		School	Oklahoma State University (OK)

VICTOR DUARTE *C*

HEIGHT 5-11	BATS R	Full Name	Victor Andres Duarte
		Date of Birth	February 23, 2001 in Tucupita, Venezuela
		2024 Opening Day Age	23
WEIGHT 205	THROWS R	How Obtained	Signed as an international free agent on July 2, 2018
		School	international

CLAY DUNGAN *INF*

HEIGHT 6-1	BATS L	Full Name	Anthony Clay Dungan
		Date of Birth	June 2, 1996 in Muncie, IN
		2024 Opening Day Age	27
WEIGHT 190	THROWS R	How Obtained	Selected from KC in the Rule 5 Draft on December 6, 2023
		School	Indiana State University (IN)

LUCAS DUNN *INF*

HEIGHT 6-0	BATS R	Full Name	Lucas Hollmann Ray Dunn
		Date of Birth	April 30, 1999 in Panama City Beach, Florida
		2024 Opening Day Age	24
WEIGHT 209	THROWS R	How Obtained	Signed as an eighth-round selection in the 2021 First-Year Player Draft
		School	University of Louisville (KY)

BRECK EICHELBERGER *RHP*

HEIGHT 6-4	BATS R	Full Name	Breck David Eichelberger
		Date of Birth	March 15, 2000 in St. George, UT
		2024 Opening Day Age	24
WEIGHT 210	THROWS R	How Obtained	Signed as a minor league free agent on July 20, 2023
		School	Abilene Christian (TX)

ALBERT FABIAN *OF*

HEIGHT 6-0	BATS L	Full Name	Albert De Jesus Fabian Florentino
		Date of Birth	December 21, 2001 in Santiago, Dominican Republic
		2024 Opening Day Age	22
WEIGHT 215	THROWS L	How Obtained	Signed as an international free agent on July 2, 2018
		School	international

MINOR LEAGUERS

PAUL FRY *LHP*

HEIGHT 6-0	BATS L	Full Name	Paul Raymond Fry
		Date of Birth	July 26, 1992 in Pontiac, Michigan
		2024 Opening Day Age	31
WEIGHT 205	THROWS L	How Obtained	Signed as an minor league free agent on February 23, 2024
		School	St. Clair County CC (MI)

RUBEN GALINDO *RHP*

HEIGHT 6-1	BATS R	Full Name	Ruben Antonio Galindo Naar
		Date of Birth	January 24, 2001 in Antioquia, Colombia
		2024 Opening Day Age	23
WEIGHT 192	THROWS R	How Obtained	Signed as an international free agent on July 2, 2019
		School	international

ALEXANDER GARCIA *INF*

HEIGHT 6-0	BATS L	Full Name	Alexander Garcia Marte
		Date of Birth	October 26, 2005 in Santo Domingo, Dominican Republic
		2024 Opening Day Age	18
WEIGHT 170	THROWS R	How Obtained	Signed as an international free agent on January 15, 2023
		School	international

WILL GEERDES *RHP*

HEIGHT 6-3	BATS R	Full Name	William Geerdes
		Date of Birth	March 21, 2000 in San Antonio, Texas
		2024 Opening Day Age	24
WEIGHT 220	THROWS R	How Obtained	Signed as a non-drafted free agent on July 30, 2022
		School	University of Virginia (VA)

JOSE GERALDO *RHP*

HEIGHT 6-3	BATS R	Full Name	Jose Manuel Geraldo Garcia
		Date of Birth	January 30, 1999 in Azua, Dominican Republic
		2024 Opening Day Age	25
WEIGHT 232	THROWS R	How Obtained	Signed as an international free agent on January 12, 2018
		School	international

LUIS GERMAN *RHP*

HEIGHT 6-2	BATS R	Full Name	Luis Fernando German Cabrera
		Date of Birth	October 14, 2001 in San Cristobal, Dominican Republic
		2024 Opening Day Age	22
WEIGHT 196	THROWS R	How Obtained	Signed as an international free agent on January 15, 2022
		School	international

IGOR GIL *LHP*

HEIGHT 5-11	BATS L	Full Name	Igor Eduardo Romero
		Date of Birth	March 23, 2001 in Maracay, Venezuela
		2024 Opening Day Age	23
WEIGHT 170	THROWS L	How Obtained	Signed as a free agent on September 6, 2023
		School	international

ESTIVEN GIRON *c*

HEIGHT 5-11	BATS R	Full Name	Estiven Jesus Gregorio Giron Teran
		Date of Birth	May 25, 2005 in Caracas, Venezuela
		2024 Opening Day Age	18
WEIGHT 170	THROWS R	How Obtained	Signed as an international free agent on January 15, 2022
		School	international

J.D. GONZALEZ *c*

HEIGHT 6-0	BATS L	Full Name	Jandaniel Gonzalez
		Date of Birth	October 3, 2005 in Caguas, Puerto Rico
		2024 Opening Day Age	18
WEIGHT 198	THROWS R	How Obtained	Signed as a 3rd-round selection (96th pick) in the 2023 First-Year Player Draft
		School	Anita Otero Hernandez (Puerto Rico)

JESUS GONZALEZ *LHP*

HEIGHT 5-10	BATS L	Full Name	Jesus Andres Gonzalez Ascanio
		Date of Birth	June 12, 2001 in Aragua, Venezuela
		2024 Opening Day Age	22
WEIGHT 205	THROWS L	How Obtained	Signed as an international free agent on July 2, 2017
		School	international

JOAN GONZALEZ *RHP*

HEIGHT 6-3	BATS S	Full Name	Joan Jesus Gonzalez
		Date of Birth	May 27, 1998 in Santiago, Dominican Republic
		2024 Opening Day Age	25
WEIGHT 176	THROWS R	How Obtained	Signed as a minor league free agent on July 19, 2023
		School	Bethune-Cookman

DONTE GRANT *OF*

HEIGHT 5-11	BATS L	Full Name	Donte Jaxen Grant
		Date of Birth	August 29, 2004 in Seattle, WA
		2024 Opening Day Age	19
WEIGHT 166	THROWS R	How Obtained	Signed as a minor league free agent on July 19, 2023
		School	Puyallup High School (WA)

HARRY GUSTIN *LHP*

HEIGHT 6-1	BATS S	Full Name	Harry Andrew Gustin
		Date of Birth	May 6, 2002 in Aurora, CO
		2024 Opening Day Age	21
WEIGHT 183	THROWS L	How Obtained	Signed as an 18th-round selection in the 2023 First-Year Player Draft
		School	University of Hawaii at Manoa (HI)

LUIS GUTIERREZ *LHP*

HEIGHT 5-11	BATS L	Full Name	Luis Alejandro Gutierrez Malave
		Date of Birth	July 31, 2003 in Zulia, Venezuela
		2024 Opening Day Age	20
WEIGHT 206	THROWS L	How Obtained	Signed as an international free agent on July 31, 2019
		School	international

MINOR LEAGUERS

KEVIN HACEN *INF*

HEIGHT 6-2	BATS R	Full Name	Kevin Roman Hacen
		Date of Birth	January 30, 2006 in Ramona, Dominican Republic
		2024 Opening Day Age	18
WEIGHT 160	THROWS R	How Obtained	Signed as an international free agent on January 15, 2023
		School	international

GARRETT HAWKINS *RHP*

HEIGHT 6-5	BATS R	Full Name	Garrett David Hawkins
		Date of Birth	February 10, 2000 in Saskatoon, Canada
		2024 Opening Day Age	24
WEIGHT 230	THROWS R	How Obtained	Signed as a ninth-round selection in the 2021 First-Year Player Draft
		School	University of British Columbia (Vancouver, BC)

JAGGER HAYNES *LHP*

HEIGHT 6-3	BATS L	Full Name	Coleman Jagger Haynes
		Date of Birth	September 20, 2002 in Whiteville, North Carolina
		2024 Opening Day Age	21
WEIGHT 196	THROWS L	How Obtained	Signed as a fifth-round selection in the 2020 First-Year Player Draft
		School	West Columbus High School (NC)

DILLON HEAD *OF*

HEIGHT 6-0	BATS L	Full Name	Dillon Head
		Date of Birth	October 11, 2004 in Chicago, IL
		2024 Opening Day Age	19
WEIGHT 190	THROWS L	How Obtained	Signed as a 1st-round selection (25th) in the 2023 First-Year Player Draft
		School	Homewood-Flossmoor Community HS (IL)

ALCIDES HERNANDEZ *C*

HEIGHT 5-8	BATS L	Full Name	Alcides Jose Hernandez
		Date of Birth	April 27, 2005 in Porlamar, Venezuela
		2024 Opening Day Age	18
WEIGHT 160	THROWS R	How Obtained	Signed as an international free agent on July 12, 2023
		School	international

JASON HERNANDEZ *INF*

HEIGHT 5-11	BATS R	Full Name	Jason Gabriel Hernandez
		Date of Birth	January 11, 2006 in Caracas, Venezuela
		2024 Opening Day Age	18
WEIGHT 160	THROWS R	How Obtained	Signed as an international free agent on April 22, 2023
		School	international

JOSEPH HERRERA *LHP*

HEIGHT 5-8	BATS L	Full Name	Joseph Ricardo Herrera Heredia
		Date of Birth	November 10, 2005 in Santo Domingo, Dominican Republic
		2024 Opening Day Age	18
WEIGHT 145	THROWS L	How Obtained	Signed as an international free agent on November 6, 2023
		School	international

WYATT HOFFMAN *INF*

HEIGHT 5-9	BATS R	Full Name	Wyatt Quade Hoffman
		Date of Birth	March 16, 1999 in San Diego, California
		2024 Opening Day Age	25
WEIGHT 170	THROWS R	How Obtained	Signed as a non-drafted free agent on September 21, 2021
		School	University of the Pacific (CA)

CONNOR HOLLIS *INF*

HEIGHT 5-10	BATS R	Full Name	Connor William Hollis
		Date of Birth	November 18, 1994 in Arlington, Texas
		2024 Opening Day Age	29
WEIGHT 174	THROWS R	How Obtained	Signed as a minor league free agent on April 1, 2022
		School	University of Houston (TX)

KADEN HOLLOW *C*

HEIGHT 6-1	BATS L	Full Name	Kaden Ray Hollow
		Date of Birth	March 17, 2001 in Boise, Idaho
		2024 Opening Day Age	23
WEIGHT 210	THROWS R	How Obtained	Signed as a non-drafted free agent on July 30, 2022
		School	Utah Tech University (UT)

KORRY HOWELL *OF*

HEIGHT 6-2	BATS R	Full Name	Korry Jalen Howell
		Date of Birth	September 1, 1998 in Chicago, Illinois
		2024 Opening Day Age	25
WEIGHT 205	THROWS R	How Obtained	Acquired from MIL with Brett Sullivan in exchange for Victor Caratini on April 6, 2022
		School	Kirkwood Community College (IA)

ISMAEL JAVIER *INF*

HEIGHT 5-8	BATS S	Full Name	Ismael Javier Miranda
		Date of Birth	August 27, 2005 in Santo Domingo, Dominican Republic
		2024 Opening Day Age	18
WEIGHT 160	THROWS R	How Obtained	Signed an international free agent on September 7, 2022
		School	international

RONALDYS JIMENEZ *LHP*

HEIGHT 5-11	BATS L	Full Name	Ronaldys Jimenez Infante
		Date of Birth	November 29, 2005 in Sabaneta, Dominican Republic
		2024 Opening Day Age	18
WEIGHT 165	THROWS L	How Obtained	Signed an international free agent on June 7, 2023
		School	international

BRYCE JOHNSON *OF*

HEIGHT 6-1	BATS S	Full Name	Bryce Christopher Johnson
		Date of Birth	October 27, 1995 in Cypress, TX
		2024 Opening Day Age	28
WEIGHT 191	THROWS R	How Obtained	Signed a minor league free agent on December 21, 2023
		School	Sam Houston State University (TX)

MINOR LEAGUERS

BERNARD JOSE *RHP*

HEIGHT 5-11	BATS R	Full Name	Bernard Jaciel Jose Perez
		Date of Birth	March 3, 2003 in Santo Domingo, Dominican Republic
		2024 Opening Day Age	21
WEIGHT 160	THROWS R	How Obtained	Signed as an international free agent on April 20, 2023
		School	international

BRAEDON KARPATHIOS *OF*

HEIGHT 6-1	BATS L	Full Name	Braedon John Karpathios
		Date of Birth	June 19, 2003 in Willow Street, Pennsylvania
		2024 Opening Day Age	20
WEIGHT 195	THROWS L	How Obtained	Signed as a non-drafted free agent on July 26, 2022
		School	Harford Community College (MD)

KANNON KEMP *RHP*

HEIGHT 6-6	BATS R	Full Name	Kannon V. Kemp
		Date of Birth	September 3, 2004 in Weatherford, TX
		2024 Opening Day Age	19
WEIGHT 250	THROWS R	How Obtained	Signed as an 8th-round selection in the 2023 First-Year Player Draft
		School	Weatherford HS (TX)

LAMAR KING *C*

HEIGHT 6-3	BATS R	Full Name	Lamar King Jr.
		Date of Birth	December 7, 2003 in Vancouver, Canada
		2024 Opening Day Age	20
WEIGHT 215	THROWS R	How Obtained	Signed as a 4th-round selection in the 2022 First-Year Player Draft
		School	Calvert Hall College HS (MD)

IAN KOENIG *RHP*

HEIGHT 6-2	BATS L	Full Name	Ian Gregory Koenig
		Date of Birth	April 9, 2001 in San Jose, California
		2024 Opening Day Age	22
WEIGHT 212	THROWS R	How Obtained	Signed as a non-drafted free agent on July 26, 2022
		School	Cabrillo College (CA)

JARED KOLLAR *RHP*

HEIGHT 6-0	BATS R	Full Name	Jared Stephen Kollar
		Date of Birth	July 24, 1998 in Greensburg, Pennsylvania
		2024 Opening Day Age	25
WEIGHT 195	THROWS R	How Obtained	Signed as a non-drafted free agent on July 26, 2022
		School	Rutgers University

ADDISON KOPACK *INF*

HEIGHT 6-2	BATS R	Full Name	Addison David Kopack
		Date of Birth	August 6, 2001 in Woonsocket, RI
		2024 Opening Day Age	22
WEIGHT 225	THROWS R	How Obtained	Signed as an un-drafted free agent on July 18, 2023
		School	University of Rhode Island (RI)

DANE LAIS *RHP*

HEIGHT 6-4	BATS R	Full Name	Dane Jacob Laís
		Date of Birth	June 18, 2005 in Phoenix, AZ
		2024 Opening Day Age	18
WEIGHT 238	THROWS R	How Obtained	Signed as a 13th-round selection in the 2023 First-Year Player Draft
		School	Oregon City HS (OR)

YERRY LANDINEZ *RHP*

HEIGHT 6-3	BATS S	Full Name	Yerry Dionaiker Landinez Ibarraza
		Date of Birth	January 20, 2001 in San Felipe, Venezuela
		2024 Opening Day Age	23
WEIGHT 220	THROWS R	How Obtained	Signed as an international free agent on July 2, 2017
		School	international

REGGIE LAWSON *RHP*

HEIGHT 6-4	BATS R	Full Name	Reginald Lee Lawson
		Date of Birth	August 2, 1997 in Victorville, CA
		2024 Opening Day Age	26
WEIGHT 224	THROWS R	How Obtained	Signed as a 2nd-round selection in the 2016 First-Year Player Draft
		School	Victor Valley HS (CA)

VICTOR LAZALA *RHP*

HEIGHT 6-2	BATS R	Full Name	Victor Emmanuel Lazala
		Date of Birth	November 6, 2002 in Santo Domingo, Dominican Republic
		2024 Opening Day Age	21
WEIGHT 175	THROWS R	How Obtained	Signed as an international free agent on July 11, 2023
		School	international

ALDO LEIJA *RHP*

HEIGHT 6-3	BATS R	Full Name	Aldo Leija Villarreal
		Date of Birth	June 30, 2004 in Monterrey, Mexico
		2024 Opening Day Age	19
WEIGHT 227	THROWS R	How Obtained	Signed as an international free agent on January 15, 2022
		School	international

DYLAN LESKO *RHP*

HEIGHT 6-2	BATS R	Full Name	Dylan Joseph Lesko
		Date of Birth	September 7, 2003 in Atlanta, Georgia
		2024 Opening Day Age	20
WEIGHT 205	THROWS R	How Obtained	Signed as a 1st-round selection (15th overall) in the 2022 First-Year Player Draft
		School	Buford HS (GA)

OSWALDO LINARES *C*

HEIGHT 5-11	BATS R	Full Name	Oswaldo Javier Linares Medina
		Date of Birth	April 28, 2003 in Aragua, Venezuela
		2024 Opening Day Age	20
WEIGHT 182	THROWS R	How Obtained	Signed as an international free agent on July 2, 2019
		School	international

MINOR LEAGUERS

VICTOR LIZARRAGA *RHP*

HEIGHT 6-4	BATS R	Full Name	Victor Lizarraga Mendoza
		Date of Birth	November 30, 2003 in San Diego, California
		2024 Opening Day Age	20
WEIGHT 214	THROWS R	How Obtained	Signed as a non-drafted free agent on March 1, 2021
		School	Montgomery High School (CA)

CARTER LOEWEN *RHP*

HEIGHT 6-4	BATS R	Full Name	Carter Douglas Loewen
		Date of Birth	September 28, 1998 in Vancouver, British Columbia, Canada
		2024 Opening Day Age	25
WEIGHT 225	THROWS R	How Obtained	Signed as an undrafted free agent on June 15, 2020
		School	University of Hawai'i (HI)

ETHAN LONG *INF*

HEIGHT 6-2	BATS R	Full Name	Ethan Zachary Long
		Date of Birth	May 10, 2001 in Mesa, AZ
		2024 Opening Day Age	22
WEIGHT 228	THROWS R	How Obtained	Signed as an undrafted free agent on July 20, 2023
		School	Arizona State University (AZ)

ANGEL LOPEZ *RHP*

HEIGHT 6-4	BATS R	Full Name	Angel Lopez Sanchez
		Date of Birth	October 15, 2003 in Santo Domingo, Dominican Republic
		2024 Opening Day Age	20
WEIGHT 195	THROWS R	How Obtained	Signed as an international free agent on January 15, 2023
		School	international

JESUS LOPEZ *RHP*

HEIGHT 6-3	BATS R	Full Name	Jesus Enrique Lopez Miranda
		Date of Birth	March 14, 2006 in Sonora, Mexico
		2024 Opening Day Age	18
WEIGHT 185	THROWS R	How Obtained	Signed as an international free agent on January 20, 2023
		School	international

ISAIAH LOWE *RHP*

HEIGHT 6-1	BATS R	Full Name	Isaiah Daniel Lowe
		Date of Birth	May 7, 2003 in Shelby, NC
		2024 Opening Day Age	20
WEIGHT 220	THROWS R	How Obtained	Signed as a 11th-round selection in the 2022 First-Year Player Draft
		School	Combine Academy (NC)

ALEJANDRO LUGO *RHP*

HEIGHT 6-0	BATS R	Full Name	Alejandro Alejandro Lugo Sosa
		Date of Birth	August 20, 2002 in Maracay, Venezuela
		2024 Opening Day Age	21
WEIGHT 216	THROWS R	How Obtained	Signed as an international free agent on December 16, 2018
		School	international

JESUS LUGO *RHP*

HEIGHT 5-11	BATS R	Full Name	Jesus Manuel Lugo
		Date of Birth	January 27, 1998 in Santo Domingo, Dominican Republic
		2024 Opening Day Age	26
WEIGHT 221	THROWS R	How Obtained	Signed as an international free agent on January 8, 2019
		School	international

GUSTAVO MARQUEZ *OF*

HEIGHT 6-0	BATS R	Full Name	Gustavo Adolfo Marquez Sanchez
		Date of Birth	December 28, 2004 in Monte Plata, Dominican Republic
		2024 Opening Day Age	19
WEIGHT 160	THROWS R	How Obtained	Signed as an international free agent on January 15, 2023
		School	international

HENRY MARTINEZ *RHP*

HEIGHT 6-4	BATS R	Full Name	Henry Martinez
		Date of Birth	March 2, 2004 in Pembroke Pines, Florida
		2024 Opening Day Age	20
WEIGHT 194	THROWS R	How Obtained	Signed as a 16th-round selection in the 2022 First-Year Player Draft
		School	Miami Christian (FL)

DWAYNE MATOS *RHP*

HEIGHT 6-1	BATS R	Full Name	Dwayne Matos Cuevas
		Date of Birth	November 7, 2000 in Cabral, Dominican Republic
		2024 Opening Day Age	23
WEIGHT 188	THROWS R	How Obtained	Signed as an international free agent on January 9, 2019
		School	international

SETH MAYBERRY *RHP*

HEIGHT 6-2	BATS R	Full Name	Seth Aubry Mayberry
		Date of Birth	June 22, 2000 in Petersburg, Virginia
		2024 Opening Day Age	23
WEIGHT 201	THROWS R	How Obtained	Signed as a 39th-round selection in the 2018 First-Year Player Draft
		School	Dinwiddie High School (VA)

NIK MCCLAUGHRY *INF*

HEIGHT 5-9	BATS R	Full Name	Nikolas Lewis McLaughry
		Date of Birth	September 14, 1999 in Roseville, CA
		2024 Opening Day Age	24
WEIGHT 162	THROWS R	How Obtained	Signed as a 10th-round selection in the 2023 First-Year Player Draft
		School	University of Arizona (AZ)

JOSHUA MEARS *OF*

HEIGHT 6-3	BATS R	Full Name	Joshua Livingstone Mears
		Date of Birth	February 21, 2001 in Kirkland, Washington
		2024 Opening Day Age	23
WEIGHT 265	THROWS R	How Obtained	Signed as a second-round selection in the 2019 First-Year Player Draft
		School	Federal Way High School (WA)

MINOR LEAGUERS

RORDY MEJIA *RHP*

HEIGHT 6-0	BATS R	Full Name	Rordy Mejia Melo
		Date of Birth	April 28, 2005 in Azua, Dominican Republic
		2024 Opening Day Age	18
WEIGHT 180	THROWS R	How Obtained	Signed as an international free agent on November 6, 2023
		School	international

DARLIN MENDEZ *RHP*

HEIGHT 6-1	BATS R	Full Name	Darlin Ernesto Mendez Soto
		Date of Birth	July 19, 2004 in Santo Domingo, Dominican Republic
		2024 Opening Day Age	19
WEIGHT 210	THROWS R	How Obtained	Signed as an international free agent on April 19, 2023
		School	international

MIGUEL MENDEZ *RHP*

HEIGHT 6-2	BATS R	Full Name	Miguel Jose Mendez Ortiz
		Date of Birth	July 1, 2002 in San Juan, Dominican Republic
		2024 Opening Day Age	21
WEIGHT 165	THROWS R	How Obtained	Signed as an international free agent on February 5, 2021
		School	international

BOBBY MILACKI *RHP*

HEIGHT 6-2	BATS R	Full Name	Robert Alexander Milacki
		Date of Birth	November 6, 1996 in Lake Havasu City, Arizona
		2024 Opening Day Age	27
WEIGHT 210	THROWS R	How Obtained	Signed as a minor league free agent on November 14, 2022
		School	Arizona Christian University (AZ)

MITCH MILLER *LHP*

HEIGHT 6-4	BATS L	Full Name	Jonathan Mitchell Miller
		Date of Birth	June 13, 1997 in Snellville, Georgia
		2024 Opening Day Age	26
WEIGHT 183	THROWS L	How Obtained	Signed as a minor league free agent on February 9, 2024
		School	Clemson University (SC)

JOHAN MINAYA *RHP*

HEIGHT 6-1	BATS R	Full Name	Johan Manuel Minaya
		Date of Birth	October 22, 2004 in San Francisco de Macoris, Dominican Republic
		2024 Opening Day Age	19
WEIGHT 165	THROWS R	How Obtained	Signed as an international free agent on April 19, 2023
		School	international

MAIKEL MIRALLES *RHP*

HEIGHT 5-11	BATS R	Full Name	Maikel Daniel Miralles Mendez
		Date of Birth	October 22, 2004 in Aragua, Venezuela
		2024 Opening Day Age	19
WEIGHT 160	THROWS R	How Obtained	Signed as an international free agent on January 15, 2023
		School	international

DANIEL MONTESINO *OF*

HEIGHT 6-0	BATS L	Full Name	Daniel Jesus Montesino Alvarado
		Date of Birth	February 12, 2004 in Guarico, Venezuela
		2024 Opening Day Age	20
WEIGHT 205	THROWS L	How Obtained	Signed as an international free agent on January 15, 2021
		School	international

CARSON MONTGOMERY *RHP*

HEIGHT 6-2	BATS R	Full Name	Carson Luke Montgomery
		Date of Birth	August 13, 2002 in Windermere, FL
		2024 Opening Day Age	21
WEIGHT 212	THROWS R	How Obtained	Signed as an 11th-round selection in the 2023 First-Year Player Draft
		School	Florida State University (FL)

GABRIEL MORALES *LHP*

HEIGHT 6-3	BATS L	Full Name	Gabriel Jose Morales Bravo
		Date of Birth	April 14, 1999 in Maracaibo, Venezuela
		2024 Opening Day Age	24
WEIGHT 207	THROWS L	How Obtained	Signed as an international free agent on September 26, 2016
		School	international

ADAN MORENO *RHP*

HEIGHT 6-1	BATS R	Full Name	Adan De Jesus Moreno Favela
		Date of Birth	September 8, 2004 in Durango, Mexico
		2024 Opening Day Age	19
WEIGHT 185	THROWS R	How Obtained	Signed as an international free agent on January 17, 2023
		School	international

JOHAN MORENO *RHP*

HEIGHT 6-1	BATS R	Full Name	Johan Carlos Moreno Rodriguez
		Date of Birth	March 26, 2003 in Coro, Venezuela
		2024 Opening Day Age	21
WEIGHT 180	THROWS R	How Obtained	Signed as an international free agent on January 15, 2023
		School	international

YARIEL MORENO *RHP*

HEIGHT 6-5	BATS R	Full Name	Yariel Moreno
		Date of Birth	June 28, 2004 in Darien, Panama
		2024 Opening Day Age	19
WEIGHT 217	THROWS R	How Obtained	Signed as an international free agent on January 15, 2021
		School	international

DAVID MORGAN *INF*

HEIGHT 6-0	BATS R	Full Name	David Scott Morgan
		Date of Birth	October 26, 1999 in Mission Viejo, California
		2024 Opening Day Age	24
WEIGHT 204	THROWS R	How Obtained	Signed as a non-drafted free agent on July 26, 2022
		School	Hope International University (CA)

MINOR LEAGUERS

TYLER MORGAN *RHP*

HEIGHT 6-0	BATS R	Full Name	Tyler Cole Morgan
		Date of Birth	November 6, 2000 in Grapevine, TX
		2024 Opening Day Age	23
WEIGHT 185	THROWS R	How Obtained	Signed as a 14th-round selection in the 2023 First-Year Player Draft
		School	Abilene Christian University (TX)

GABE MOSSER *RHP*

HEIGHT 6-4	BATS R	Full Name	Gabriel Michael Mosser
		Date of Birth	June 8, 1996 in Allentown, Pennsylvania
		2024 Opening Day Age	27
WEIGHT 186	THROWS R	How Obtained	Signed as a 27th-round selection in the 2018 First-Year Player Draft
		School	Shippensburg University (PA)

JUAN MURILLO *OF*

HEIGHT 6-2	BATS R	Full Name	Juan Ariel Murillo Lopez
		Date of Birth	August 19, 2001 in Moron, Cuba
		2024 Opening Day Age	22
WEIGHT 213	THROWS R	How Obtained	Signed as an international free agent on January 15, 2022
		School	international

KAI MURPHY *OF*

HEIGHT 5-9	BATS L	Full Name	Kai Joseph Murphy
		Date of Birth	August 26, 2000 in Chandler, Arizona
		2024 Opening Day Age	23
WEIGHT 175	THROWS L	How Obtained	Signed as a non-drafted free agent on July 26, 2022
		School	Arizona State University (AZ)

TUCKER MUSGROVE *RHP*

HEIGHT 6-3	BATS R	Full Name	Tucker Noah Musgrove
		Date of Birth	February 1, 2002 in Chunchula, AL
		2024 Opening Day Age	22
WEIGHT 194	THROWS R	How Obtained	Signed as a 7th-round selection in the 2023 First-Year Player Draft
		School	University of Mobile (Mobile, AL)

DYLAN NEDVED *RHP*

HEIGHT 6-2	BATS R	Full Name	Dylan Hunter Nedved
		Date of Birth	April 23, 1999 in Shawnee, Kansas
		2024 Opening Day Age	24
WEIGHT 204	THROWS R	How Obtained	Signed as a 9th-round selection in the 2022 First-Year Player Draft
		School	University of Iowa (IA)

BRADEN NETT *RHP*

HEIGHT 6-4	BATS R	Full Name	Braden Zachary Nett
		Date of Birth	June 18, 2002 in Troy, Missouri
		2024 Opening Day Age	21
WEIGHT 190	THROWS R	How Obtained	Signed as a non-drafted free agent on July 30, 2022
		School	St. Charles Community College (MO)

DIONICIO NOVA *RHP*

HEIGHT 6-2	BATS R	Full Name	Dionicio Antonio Nova Villanueva
		Date of Birth	April 20, 2004 in Santo Domingo, Dominican Republic
		2024 Opening Day Age	19
WEIGHT 185	THROWS R	How Obtained	Signed as an international free agent on November 6, 2023
		School	international

RYAN OCH *LHP*

HEIGHT 6-3	BATS R	Full Name	Ryan Patrick Och
		Date of Birth	July 18, 1998 in Robbinsdale, Minnesota
		2024 Opening Day Age	25
WEIGHT 202	THROWS L	How Obtained	Signed as a seventh-round selection in the 2021 First-Year Player Draft
		School	University of Southern Mississippi (MS)

YOIBER OCOPIO *c*

HEIGHT 5-10	BATS R	Full Name	Yoiber Atahualpa Ocopio Medina
		Date of Birth	August 24, 2004 in Venezuela
		2024 Opening Day Age	19
WEIGHT 175	THROWS R	How Obtained	Signed as an international free agent on January 15, 2023
		School	international

DANNY OJEDA *RHP*

HEIGHT 6-1	BATS R	Full Name	Danny Jose Ojeda Teran
		Date of Birth	October 11, 2004 in Carabobo, Venezuela
		2024 Opening Day Age	19
WEIGHT 175	THROWS R	How Obtained	Signed as an international free agent on January 15, 2023
		School	international

KLEIBER OLMEDO *RHP*

HEIGHT 6-1	BATS R	Full Name	Kleiber Antonio Olmedo
		Date of Birth	August 23, 2004 in La Guaira, Venezuela
		2024 Opening Day Age	19
WEIGHT 155	THROWS R	How Obtained	Signed as an international free agent on April 22, 2023
		School	international

JOSE ORTEGA *RHP*

HEIGHT 6-3	BATS R	Full Name	Jose Darvin Ortega Perez
		Date of Birth	June 11, 2005 in Villa Isabela, Dominican Republic
		2024 Opening Day Age	18
WEIGHT 160	THROWS R	How Obtained	Signed as an international free agent on November 6, 2023
		School	international

ANTHONY ORTIZ *LHP*

HEIGHT 5-11	BATS R	Full Name	Anthony Jose Ortiz
		Date of Birth	September 17, 2002 in San Pedro de Macoris Dominican Republic
		2024 Opening Day Age	21
WEIGHT 150	THROWS L	How Obtained	Signed as an international free agent on April 20, 2023
		School	international

MINOR LEAGUERS

DEVIN ORTIZ *RHP*

HEIGHT 6-3	BATS R	Full Name	Devin Aaron Ortiz
		Date of Birth	February 7, 1999 in Nutley, New Jersey
		2024 Opening Day Age	25
WEIGHT 202	THROWS R	How Obtained	Signed as a non-drafted free agent on July 27, 2022
		School	University of Virginia (VA)

SAMUEL PADILLA *RHP*

HEIGHT 6-4	BATS R	Full Name	Cole Robert Paplham
		Date of Birth	March 19, 2000 in Green Bay, Wisconsin
		2024 Opening Day Age	22
WEIGHT 170	THROWS R	How Obtained	Signed as an international free agent on May 24, 2023
		School	international

COLE PAPLHAM *RHP*

HEIGHT 6-4	BATS R	Full Name	Cole Robert Paplham
		Date of Birth	March 19, 2000 in Green Bay, Wisconsin
		2024 Opening Day Age	23
WEIGHT 215	THROWS R	How Obtained	Signed as a non-drafted free agent on July 30, 2022
		School	University of New Orleans (LA)

ABRAHAM PARRA *RHP*

HEIGHT 6-2	BATS R	Full Name	Abraham David Parra Herrera
		Date of Birth	December 29, 2005 in Caracas, Venezuela
		2024 Opening Day Age	18
WEIGHT 170	THROWS R	How Obtained	Signed as an international free agent on April 22, 2023
		School	international

ALEXIS PARRA *LHP*

HEIGHT 6-2	BATS L	Full Name	Alexis Fernando Parra Soto
		Date of Birth	August 11, 2005 in Sinaloa, Mexico
		2024 Opening Day Age	18
WEIGHT 170	THROWS L	How Obtained	Signed as an international free agent on January 19, 2023
		School	international

YOVANKI PASCUAL *LHP*

HEIGHT 5-11	BATS L	Full Name	Yovanki Euclides Pascual Adon
		Date of Birth	August 4, 2002 in Santo Domingo, Dominican Republic
		2024 Opening Day Age	21
WEIGHT 185	THROWS L	How Obtained	Signed as an international free agent on January 15, 2023
		School	international

ADRIAN PENA *LHP*

HEIGHT 6-0	BATS L	Full Name	Adrian Jossue Pena Sabino
		Date of Birth	November 23, 2004 in Santo Domingo, Dominican Republic
		2024 Opening Day Age	19
WEIGHT 170	THROWS L	How Obtained	Signed as an international free agent on November 6, 2023
		School	international

FRANCIS PENA *RHP*

HEIGHT 6-1	BATS R	Full Name	Francis Manuel Pena
		Date of Birth	January 25, 2001 in Piedra Blanca, Dominican Republic
		2024 Opening Day Age	23
WEIGHT 170	THROWS R	How Obtained	Signed as an international free agent on January 15, 2022
		School	international

ADRIAN PEREZ *INF*

HEIGHT 5-9	BATS R	Full Name	Adrian Perez Henriquez
		Date of Birth	October 3, 2002 in Santo Domingo, Dominican Republic
		2024 Opening Day Age	21
WEIGHT 165	THROWS R	How Obtained	Signed as an international free agent on July 15, 2019
		School	international

ROBERT PEREZ *OF*

HEIGHT 6-1	BATS R	Full Name	Robert Alexander Perez Perdomo
		Date of Birth	June 26, 2000 in Barquisimeto, Venezuela
		2024 Opening Day Age	23
WEIGHT 220	THROWS R	How Obtained	Signed as a minor league free agent on November 17, 2023
		School	international

KERVIN PICHARDO *RHP*

HEIGHT 5-11	BATS R	Full Name	Kervin Pichardo
		Date of Birth	October 15, 2001 in Bronx, New York
		2024 Opening Day Age	22
WEIGHT 185	THROWS R	How Obtained	Acquired from PHI with cash considerations for RHP James Norwood on March 30, 2022
		School	n/a

ENMANUEL PINALES *RHP*

HEIGHT 6-2	BATS R	Full Name	Enmanuel Antonio Pinales Ventura
		Date of Birth	April 16, 2001 in San Cristobal, Dominican Republic
		2024 Opening Day Age	22
WEIGHT 211	THROWS R	How Obtained	Signed as an international free agent on January 15, 2022
		School	international

DARIEL POLANCO *RHP*

HEIGHT 5-11	BATS R	Full Name	Dariel Polanco Gomez
		Date of Birth	September 28, 2005 in Gaspar Hernandez, Dominican Republic
		2024 Opening Day Age	18
WEIGHT 150	THROWS R	How Obtained	Signed as an international free agent on April 19, 2023
		School	international

YONIEL PRATS *RHP*

HEIGHT 6-0	BATS R	Full Name	Yoniel Prats Sanchez
		Date of Birth	August 10, 2004 in Puerto Plata, Dominican Republic
		2024 Opening Day Age	19
WEIGHT 135	THROWS R	How Obtained	Signed as an international free agent on January 15, 2023
		School	international

MINOR LEAGUERS

ZACK QIN *LHP*

HEIGHT 6-2	BATS L	Full Name	Zimo Qin
		Date of Birth	July 3, 2005 in Nanjing, China
		2024 Opening Day Age	18
WEIGHT 190	THROWS L	How Obtained	Signed as an international free agent on August 15, 2022
		School	MLB China Academy (China)

WILMER RAMIREZ *LHP*

HEIGHT 6-3	BATS L	Full Name	Wilmer Jose Ramirez Perez
		Date of Birth	July 22, 2004 in Santo Domingo Centro, Dominican Republic
		2024 Opening Day Age	19
WEIGHT 175	THROWS L	How Obtained	Signed as an international free agent on January 15, 2022
		School	international

BODI RASCON *LHP*

HEIGHT 6-5	BATS L	Full Name	Bodi Williams Rascon
		Date of Birth	February 3, 2001 in El Paso, Texas
		2024 Opening Day Age	23
WEIGHT 205	THROWS L	How Obtained	Signed as a 14th-round selection in the 2019 First-Year Player Draft
		School	Decatur High School (TX)

ZACH REKS *OF*

HEIGHT 6-0	BATS L	Full Name	Zachary Reks
		Date of Birth	November 12, 1993 in Chicago, Illinois
		2024 Opening Day Age	30
WEIGHT 207	THROWS R	How Obtained	Signed as a minor league free agent on February 1, 2024
		School	University of Kentucky (KY)

JIMMY REYES *RHP*

HEIGHT 5-10	BATS R	Full Name	Jimmy Jeron Reyes
		Date of Birth	November 15, 2005 in Licey, Dominican Republic
		2024 Opening Day Age	18
WEIGHT 170	THROWS R	How Obtained	Signed as an international free agent on April 20, 2023
		School	international

JOSE REYES *RHP*

HEIGHT 6-3	BATS R	Full Name	Jose Luis Reyes Gil
		Date of Birth	August 20, 2002 in Mexicali, Mexico
		2024 Opening Day Age	21
WEIGHT 223	THROWS R	How Obtained	Signed as an international free agent on September 10, 2020
		School	international

RIPKEN REYES *INF*

HEIGHT 5-10	BATS S	Full Name	Ripken Matthew George Reyes
		Date of Birth	April 1, 1997 in Bremerton, Washington
		2024 Opening Day Age	26
WEIGHT 180	THROWS R	How Obtained	Signed as a 30th-round selection in the 2019 First-Year Player Draft
		School	University of San Diego (CA)

JOSH ROBERSON *RHP*

HEIGHT 6-1	BATS R	Full Name	Joshua Miller Roberson
		Date of Birth	May 12, 1996 in Winston Salem, North Carolina
		2024 Opening Day Age	27
WEIGHT 213	THROWS R	How Obtained	Signed as a minor league free agent on January 20, 2024
		School	UNC Wilmington (NC)

TYLER ROBERTSON *OF*

HEIGHT 6-4	BATS R	Full Name	Tyler Chase Robertson
		Date of Birth	March 10, 2000 in Montgomery, Alabama
		2024 Opening Day Age	24
WEIGHT 210	THROWS R	How Obtained	Signed as a 14th-round selection in the 2022 First-Year Player Draft
		School	University of Louisiana at Lafayette (LA)

KOBE ROBINSON *RHP*

HEIGHT 6-2	BATS R	Full Name	Kobe Robinson
		Date of Birth	March 3, 2001 in Alcoa, Tennessee
		2024 Opening Day Age	23
WEIGHT 188	THROWS R	How Obtained	Signed as 13th-round selection in the 2021 First-Year Player Draft
		School	Chattanooga State Community College (TN)

BRADGLEY RODRIGUEZ *RHP*

HEIGHT 6-1	BATS R	Full Name	Bradley Eduardo Rodriguez
		Date of Birth	November 16, 2003 in Miranda, Venezuela
		2024 Opening Day Age	20
WEIGHT 210	THROWS R	How Obtained	Signed as an international free agent on January 15, 2021
		School	international

CARLOS RODRIGUEZ *C*

HEIGHT 5-10	BATS S	Full Name	Carlos Eduardo Rodriguez Betancourt
		Date of Birth	May 12, 2003 in Sucre, Venezuela
		2024 Opening Day Age	20
WEIGHT 196	THROWS R	How Obtained	Signed as an international free agent on July 2, 2019
		School	international

YENDRY ROJAS *INF*

HEIGHT 6-0	BATS L	Full Name	Yendry Andres Rojas Fis
		Date of Birth	January 27, 2005 in Ciego de Avila, Cuba
		2024 Opening Day Age	19
WEIGHT 185	THROWS R	How Obtained	Signed as an international free agent on January 15, 2022
		School	international

JONNEY ROSARIO *RHP*

HEIGHT 5-11	BATS R	Full Name	Jonney De Jesus Rosario Iguaran
		Date of Birth	July 28, 2004 in Zulia, Venezuela
		2024 Opening Day Age	19
WEIGHT 160	THROWS R	How Obtained	Signed as an international free agent on January 23, 2021
		School	international

MINOR LEAGUERS

ETHAN ROUTZAHN *RHP*

HEIGHT 6-4	BATS R	Full Name	Ethan Robert Routzahn
		Date of Birth	March 19, 1998 in Park Ridge, Illinois
		2024 Opening Day Age	26
WEIGHT 242	THROWS R	How Obtained	Signed as a non-drafted free agent on July 20, 2021
		School	St. John's University (NY)

XAVIER RUIZ *RHP*

HEIGHT 6-1	BATS R	Full Name	Xavier Ruiz Casanova
		Date of Birth	November 19, 2002 in San Cristobal, Dominican Republic
		2024 Opening Day Age	21
WEIGHT 191	THROWS R	How Obtained	Signed as an international free agent on January 15, 2022
		School	international

ELVIS SABA *RHP*

HEIGHT 5-11	BATS R	Full Name	Elvis Junior Saba
		Date of Birth	May 11, 2000 in San Cristobal, Dominican Republic
		2024 Opening Day Age	23
WEIGHT 207	THROWS R	How Obtained	Signed as an international free agent on February 5, 2021
		School	international

BRAIAN SALAZAR *LHP*

HEIGHT 6-2	BATS L	Full Name	Braian Alejandro Salazar Lopez
		Date of Birth	June 12, 2005 in Barcelona, Venezuela
		2024 Opening Day Age	18
WEIGHT 224	THROWS L	How Obtained	Signed as an international free agent on January 15, 2022
		School	international

RUBEN SALINAS *OF*

HEIGHT 6-0	BATS R	Full Name	Ruben Zayed Salinas Hernandez
		Date of Birth	January 13, 2003 in Baja California Sur, Mexico
		2024 Opening Day Age	21
WEIGHT 208	THROWS L	How Obtained	Signed as an international free agent on November 15, 2019
		School	international

JOSE SANABRIA *INF*

HEIGHT 6-0	BATS R	Full Name	Jose Armando Sanabria Romero
		Date of Birth	October 30, 2002 in La Victoria, Aragua, Venezuela
		2024 Opening Day Age	21
WEIGHT 185	THROWS R	How Obtained	Signed as an international free agent on November 2, 2019
		School	international

ROMEO SANABRIA *C*

HEIGHT 6-4	BATS L	Full Name	Romeo Leon Sanabria
		Date of Birth	May 2, 2002 in Miami, Florida
		2024 Opening Day Age	21
WEIGHT 248	THROWS R	How Obtained	Signed as a 18th-round selection in the 2022 First-Year Player Draft
		School	Indian River State College (FL)

ANGEL SANCHEZ *RHP*

HEIGHT 6-1	BATS R	Full Name	Angel Uriel Sanchez Valdivia
		Date of Birth	April 20, 2006 in Jalisco, Mexico
		2024 Opening Day Age	17
WEIGHT 165	THROWS R	How Obtained	Signed as an international free agent on January 20, 2023
		School	international

FERNANDO SANCHEZ *LHP*

HEIGHT 6-0	BATS L	Full Name	Fernando Jose Sanchez Navarro
		Date of Birth	September 13, 2000 in Ciudad Obregon, Sonora, Mexico
		2024 Opening Day Age	23
WEIGHT 234	THROWS L	How Obtained	Signed as a minor league free agent on March 29, 2019
		School	international

HUGO SANCHEZ *INF*

HEIGHT 6-0	BATS L	Full Name	Hugo Sanchez Valdivia
		Date of Birth	November 16, 2002 in Guadalajara, Mexico
		2024 Opening Day Age	21
WEIGHT 180	THROWS R	How Obtained	Signed as an international free agent on July 3, 2019
		School	international

JEISON SANCHEZ *RHP*

HEIGHT 6-0	BATS R	Full Name	Jeison Manuel Sanchez Mejia
		Date of Birth	May 12, 2004 in Bani, Dominican Republic
		2024 Opening Day Age	19
WEIGHT 170	THROWS R	How Obtained	Signed as an international free agent on July 2, 2022
		School	international

WILLIAM SANTANA *INF*

HEIGHT 5-11	BATS R	Full Name	William Stanling Santana Batista
		Date of Birth	October 6, 2005 in Santo Domingo, Dominican Republic
		2024 Opening Day Age	18
WEIGHT 165	THROWS R	How Obtained	Signed as an international free agent on January 15, 2023
		School	international

CARLOS SANTILLAN *LHP*

HEIGHT 6-1	BATS L	Full Name	Carlos Santillan Crespo
		Date of Birth	July 26, 2006 in Tepic, Mexico
		2024 Opening Day Age	17
WEIGHT 165	THROWS L	How Obtained	Signed as an international free agent on August 9, 2023
		School	international

JOAN SIERRA *INF*

HEIGHT 5-10	BATS R	Full Name	Joan Miguel Sierra Rodriguez
		Date of Birth	August 13, 2006 in Orenjestad, Aruba
		2024 Opening Day Age	17
WEIGHT 175	THROWS R	How Obtained	Signed as an international free agent on January 15, 2023
		School	international

MINOR LEAGUERS

JACKSON SMELTZ *LHP*

HEIGHT 6-3	BATS L	Full Name	Jackson Robert Smeltz
		Date of Birth	September 14, 1998 in Lafayette, Indiana
		2024 Opening Day Age	25
WEIGHT 235	THROWS L	How Obtained	Signed as a 10th-round selection in the 2022 First-Year Player Draft
		School	Purdue University (IN)

LEANDRO SOLANO *RHP*

HEIGHT 6-2	BATS R	Full Name	Leandro Nicolas Solano
		Date of Birth	February 18, 2005 in Santo Domingo, Dominican Republic
		2024 Opening Day Age	19
WEIGHT 160	THROWS R	How Obtained	Signed as an international free agent on January 15, 2023
		School	international

SEBASTIAN SORIANO *LHP*

HEIGHT 6-5	BATS L	Full Name	Sebastian Soriano Montero
		Date of Birth	April 17, 2002 in San Juan De La Maguana, Dominican Republic
		2024 Opening Day Age	21
WEIGHT 205	THROWS L	How Obtained	Signed as an international free agent on November 6, 2023
		School	international

EDUARDLIN TEJEDA *INF*

HEIGHT 5-9	BATS S	Full Name	Eduardlin Francisco Tejada Daniel
		Date of Birth	February 24, 2005 in Santo Domingo, Dominican Republic
		2024 Opening Day Age	18
WEIGHT 150	THROWS R	How Obtained	Signed as an international free agent on January 16, 2023
		School	international

JEFREN TEJEDA *LHP*

HEIGHT 6-1	BATS L	Full Name	Jefren Alejandro Tejada Perez
		Date of Birth	July 24, 2003 in San Cristobal, Dominican Republic
		2024 Opening Day Age	20
WEIGHT 170	THROWS L	How Obtained	Signed as an international free agent on January 25, 2022
		School	international

YIMY TOVAR *INF*

HEIGHT 6-0	BATS R	Full Name	Yimy Jesus Tovar
		Date of Birth	April 7, 2006 in Ocumare del Tuy, Venezuela
		2024 Opening Day Age	17
WEIGHT 160	THROWS R	How Obtained	Signed as an international free agent on April 22, 2023
		School	international

EMIL TURBI *INF*

HEIGHT 5-8	BATS S	Full Name	Emil Franier Turbi Aybar
		Date of Birth	November 26, 2004 in Santo Domingo, Dominican Republic
		2024 Opening Day Age	19
WEIGHT 150	THROWS R	How Obtained	Signed as an international free agent on January 15, 2023
		School	international

ANDREW VAIL *LHP*

HEIGHT 6-1	BATS L	Full Name	Andrew Chapman Vail
		Date of Birth	August 12, 2000 in Washington Township, New Jersey
		2024 Opening Day Age	23
WEIGHT 190	THROWS L	How Obtained	Signed as a 20th-round selection in the 2022 First-Year Player Draft
		School	Rowan University (NJ)

ERIC VALDEZ *INF*

HEIGHT 6-0	BATS R	Full Name	Eric Miguel Valdez
		Date of Birth	September 13, 2004 in San Cristobal, Dominican Republic
		2024 Opening Day Age	19
WEIGHT 170	THROWS R	How Obtained	Signed as an international free agent on April 19, 2023
		School	international

MIGUEL VALDEZ *RHP*

HEIGHT 6-0	BATS R	Full Name	Miguel Eduardo Valdez Bonilla
		Date of Birth	August 1, 2003 in San Cristobal, Dominican Republic
		2024 Opening Day Age	20
WEIGHT 170	THROWS R	How Obtained	Signed as an international free agent on February 7, 2023
		School	McKinnon Secondary College (AU)

MOISES VALDEZ *INF*

HEIGHT 5-8	BATS R	Full Name	Miguel Eduardo Valdez Bonilla
		Date of Birth	November 28, 2005 in San Juan, Dominican Republic
		2024 Opening Day Age	18
WEIGHT 165	THROWS R	How Obtained	Signed as an international free agent on May 25, 2023
		School	international

CHASE VALENTINE *INF*

HEIGHT 6-0	BATS R	Full Name	Chase William Valentine
		Date of Birth	April 22, 2002 in Denver, Colorado
		2024 Opening Day Age	21
WEIGHT 165	THROWS R	How Obtained	Signed as a non-drafted free agent on July 30, 2022
		School	Central Arizona College (AZ)

BRANDON VALENZUELA *C*

HEIGHT 6-0	BATS L	Full Name	Brandon Ivar Valenzuela Gerardo
		Date of Birth	October 2, 2000 in Sonora, Mexico
		2024 Opening Day Age	23
WEIGHT 235	THROWS R	How Obtained	Signed as an international free agent on July 3, 2017
		School	international

JORDAN VALENZUELA *RHP*

HEIGHT 6-2	BATS R	Full Name	Jordan Valenzuela Garcia
		Date of Birth	May 20, 2005 in San Juan, Dominican Republic
		2024 Opening Day Age	18
WEIGHT 190	THROWS R	How Obtained	Signed as an international free agent on May 27, 2023
		School	international

MINOR LEAGUERS

WILL VARMETTE *RHP*

HEIGHT 6-3	BATS R	Full Name	William Thomas Varmette
		Date of Birth	February 28, 2003 in Huntsville, AL
		2024 Opening Day Age	21
WEIGHT 200	THROWS R	How Obtained	Signed as an undrafted free agent on July 19, 2023
		School	Wallace State Community College (AL)

RAMSES VELAZQUEZ *OF*

HEIGHT 6-0	BATS L	Full Name	Ramses Velazquez
		Date of Birth	October 14, 2004 in Baracoa, Cuba
		2024 Opening Day Age	19
WEIGHT 180	THROWS L	How Obtained	Signed as an international free agent July 28, 2022
		School	international

ROSMAN VERDUGO *INF*

HEIGHT 6-0	BATS L	Full Name	Rosman Verdugo Rojas
		Date of Birth	February 2, 2005 in Ensenada, Mexico
		2024 Opening Day Age	19
WEIGHT 205	THROWS L	How Obtained	Signed as an international free agent on January 15, 2022
		School	international

ANTHONY VILAR *OF*

HEIGHT 5-11	BATS L	Full Name	Henry Anthony Vilar
		Date of Birth	April 1, 1999 in Miami, Florida
		2024 Opening Day Age	24
WEIGHT 180	THROWS R	How Obtained	Signed as a 15th-round selection in the 2021 First-Year Player Draft
		School	University of Miami (FL)

HEBER VILLALOBOS *c*

HEIGHT 5-11	BATS R	Full Name	Heber Jibrán Villalobos Castaneda
		Date of Birth	September 24, 2003 in Baja California, Mexico
		2024 Opening Day Age	20
WEIGHT 190	THROWS R	How Obtained	Signed as an international free agent on January 15, 2021
		School	international

COLTON VINCENT *c*

HEIGHT 5-11	BATS S	Full Name	Colton Wayne Vincent
		Date of Birth	January 25, 2000 in Palmetto, FL
		2024 Opening Day Age	24
WEIGHT 178	THROWS R	How Obtained	Signed as a minor league free agent on July 20, 2023
		School	Florida State University (FL)

NICK VOGT *OF*

HEIGHT 6-1	BATS R	Full Name	Nicholas Godfrey Vogt
		Date of Birth	August 4, 2000 in Modesto, California
		2024 Opening Day Age	23
WEIGHT 185	THROWS R	How Obtained	Signed as a 7th-round selection in the 2022 First-Year Player Draft
		School	University of California, Santa Barbara (CA)

CHASE WALTER *RHP*

HEIGHT 6-7	BATS R	Full Name	Chase Walter
		Date of Birth	July 26, 1998 in Peachtree City, Georgia
		2024 Opening Day Age	25
WEIGHT 250	THROWS R	How Obtained	Signed as a non-drafted free agent on June 14, 2020
		School	Western Carolina University (NC)

SAMUEL WHITING *RHP*

HEIGHT 6-4	BATS R	Full Name	Samuel Mitchell Whiting
		Date of Birth	December 15, 2000 in Sacramento, CA
		2024 Opening Day Age	23
WEIGHT 227	THROWS R	How Obtained	Signed as a 16th-round selection in the 2023 First-Year Player Draft
		School	University of California, Santa Barbara (CA)

RYAN WILSON *OF*

HEIGHT 6-0	BATS R	Full Name	Ryan Wilson
		Date of Birth	January 12, 2002 in Durham, NC
		2024 Opening Day Age	22
WEIGHT 205	THROWS R	How Obtained	Signed as a 9th-round selection in the 2023 First-Year Player Draft
		School	Davidson College (NC)

RILEY YEATMAN *RHP*

HEIGHT 6-5	BATS R	Full Name	Riley James Yeatman
		Date of Birth	February 12, 2004 in Adelaide, Australia
		2024 Opening Day Age	20
WEIGHT 180	THROWS R	How Obtained	Signed as an international free agent on February 26, 2021
		School	international

ERIC YOST *RHP*

HEIGHT 6-1	BATS R	Full Name	Eric Hilton Yost
		Date of Birth	October 15, 2002 in White Plains, New York
		2024 Opening Day Age	21
WEIGHT 204	THROWS R	How Obtained	Signed as a 17th-round selection in the 2023 First-Year Player Draft
		School	Northeastern University (MA)

JUAN ZABALA *C*

HEIGHT 5-10	BATS R	Full Name	Juan Camilo Zabala Murillo
		Date of Birth	July 3, 1999 in Sincelajo, Colombia
		2024 Opening Day Age	24
WEIGHT 170	THROWS R	How Obtained	Acquired from LAD on June 4, 2022
		School	international

SAMUEL ZAVALA *OF*

HEIGHT 6-1	BATS L	Full Name	Samuel Elias Zavala Brito
		Date of Birth	July 15, 2004 in Miranda, Venezuela
		2024 Opening Day Age	19
WEIGHT 181	THROWS L	How Obtained	Signed as an international free agent on January 15, 2021
		School	international



PETCO PARK

PETCO PARK GROUND RULES

DUGOUT AND PHOTOGRAPHER AREAS

- Ball enters warning track adjacent to either side of the dugout seats: **In Play**.


OUTFIELD

Left Field

- Ball in flight striking fair side of the Western Metal Supply Building, including yellow side of metal facing attached to the corner of the building: **Home Run**.
- Ball in flight striking foul side of the Western Metal Supply Building, including non-yellow side of metal facing attached to the corner of the building: **Foul Ball**.
- Fair bounding ball bouncing into the seating area of the fair side of the Western Metal Supply Building and back onto the playing field: **Out of Play**.
- Ball in flight striking recessed batter's eye in left-center field: **Home Run**.

Right Field

- Ball striking the top of the right field video board wall (including both the padding and concrete portions on the top of the wall), regardless of whether it continues into the stands, stays on the top of the wall or rebounds onto the playing field:
 - Batted ball in flight: **Home Run**.
 - Batted bounding ball or thrown ball: **Out of Play**.
- Ball in flight striking metal safety railing at the Right Field Porch and rebounding onto the playing field: **In Play**.
- Ball in flight striking the top of the metal safety railing at the Right Field Porch and bounding into the stands: **Home Run**.
- Ball in flight striking to the left of the vertical yellow line of the metal safety railing at the Right Field Porch above padding: **Home Run**.
- Ball in flight striking on or to the right of the vertical yellow line of the metal safety railing at the Right Field Porch at a point above the padding and bounding over the padding: **Home Run**.
- Ball in flight striking plexiglass partition above yellow line of the metal safety railing at the Right Field Porch: **Home Run**.
- Bounding ball striking plexiglass partition above yellow line of the metal safety railing at the Right Field Porch: **Two Bases**.



PETCO PARK INFORMATION

PETCO PARK ADDRESS

19 Tony Gwynn Drive. San Diego, CA 92101

The Padres announced the address during post-game ceremonies honoring “Mr. Padre,” Tony Gwynn, following the last game of his 20-year playing career on October 7, 2001. The frontage road between Park Blvd. and Seventh Avenue was officially renamed Tony Gwynn Drive on March 11, 2004.

OFFICE ADDRESS

100 Park Blvd. San Diego, CA 92101

OWNERSHIP

Owned 70 percent by the City of San Diego and 30 percent by the San Diego Padres for 30 years (through 2034), and 100 percent by the City thereafter.

BALLPARK OPERATOR

San Diego Padres Baseball Club, under a Joint Use and Management Agreement (JUMA) with the City of San Diego.

NAMING RIGHTS SPONSOR

Petco Animal Supplies, Inc., San Diego, CA.

CAPACITY

39,860 fixed seats, plus ADA accessible seating, ticketing for numerous group/social spaces, and additional “Park Passes” that provide access to standing room locations throughout the ballpark and lawn seating in Gallagher Square.

FIELD DIMENSIONS

Prior to the 2013 season, the Padres altered the dimensions of Petco Park. From the right field porch to the right center gap, the wall was moved in 11 feet, and at the deepest point in left center field, the fence was moved in from 402 feet to 390 feet. After the 2014 season, the club improved the left field seating area and in doing so, brought in the left field and left center field wall four feet.

Left-Field Foul Line: **336 feet**

Left-Center: **386 feet**

Left-Center Wall Pad: **343 feet**

Straightaway Center Field: **396 feet**

Right-Center: **391 feet**

Right-Field Foul Line: **322 feet**

PLAYING SURFACE

Latitude 36 Bermudagrass

OUTFIELD FENCES

Five feet tall from the Entertainment Suite in the corner of the Western Metal Supply Co. Building to the left field wall. Seven feet tall from the left-field wall to the door that leads to the Padres bullpen at which point it increases to eight feet tall to the right side of the batter’s eye. Prior to the 2016 season, the

wall in front of the Toyota Beach and the Ballast Point Craft Pier was reduced from seven feet, ten inches tall to five feet, two inches tall. At the right field wall, it goes back to eight feet tall for the 140-foot length of the wall and LED display. The fence tapers down to seven ft, six in. tall along the side of the trapezoid that forms the Right Field Home Run Deck in right field. It remains at seven feet, six inches tall along the front of the Right Field Home Run Deck, and tapers back up to 10 ft. tall along the side of the trapezoid that connects to the right field foul pole (the length of the fence that forms the Right Field Home Run Deck is 15 ft, 9 in. along the side nearest to center field, 25 feet, 3 inches along the front of the Right Field Home Run Deck at the first row of seats, and 15 feet, 9 in. along the side that connects to the right field foul pole).

LIGHTING

Petco Park took another major step toward energy efficiency and sustainability prior to the 2016 season, with the installation of Musco’s SportsCluster® LED™ system, in partnership with Cisterra Development. The Padres became the first team in the National League to install LED lighting. With specially designed optics, the new system cuts glare both inside and outside the ballpark, enhances television broadcasts and provides a stage-like atmosphere for spectators. Petco Park is now 100 percent LED.

The park features ten “racks,” encompassing 460 light fixtures, all with 1,200-watt bulbs, except for 110, 130-watt housekeeping bulbs. The tallest light standards, which are in a vertical configuration, are atop the First Base and Third Base Towers – 205 feet above the playing field. Other light standards, in a conventional horizontal configuration, are 190 feet above the field.

SIGHT LINES

Designed to provide the best and closest views of the game in Major League Baseball, re-directed seating angles maximize sight lines for baseball and comfort...all seats down the lines are angled toward home plate, to maximize views of the field from every seat...the top two decks are built on extended, 56-foot cantilevers to bring all seats lower and closer to the field.

SEATING DECKS

Petco Park has three main seating decks: Field Level, Terrace Level and Upper Deck.

SEAT SPECIFICATIONS

Prior to the 2024 season, 222 new seats manufactured by Dreamseats were installed in the Blue Shield Home Plate Club. Fixed seats elsewhere around the ballpark are manufactured by Hussey Seating and measure 19, 20 or 21 inches in width, depending on location. All seats are navy in color.

SECURITY

In August of 2020, Petco Park received the SAFETY Act designation by the U.S. Department of Homeland Security. The SAFETY Act serves as one of the highest levels of accreditation offered and promotes the development and deployment of effective anti-terrorism measures, including technologies, services and personnel trainings. In 2023, the ballpark earned a red seal indicating SAFETY Act certification and the highest level of liability protection, making the Padres the fifth team in Major League Baseball to earn the distinction.

HD OVERHAUL

Prior to the 2018 season, a second HD video board was added in upper right field. Manufactured by Daktronics, the new 55.2' by 31.2' (1722.24 sq. ft.) video board uses 13mm HD product that boasts a max 11,000 nits, allowing for optimal viewing during bright sunny days. The second video board allows for mirroring of the main board in left field for replays, features and crowd shots, as well as independent operation and unique content. Prior to the 2016 season, a new LED ribbon board (3.5-foot tall by 70-foot wide) manufactured by Daktronics was installed along the fascia of the top level of The Craft Pier by Ballast Point in right-center field. Prior to the 2015 season, the Padres installed a state-of-the-art high-definition video board. The board measures 61.2-foot tall by 123.6-foot wide, covering 7,564.32 square feet. At the time of installation, it was the third-largest in Major League Baseball and the largest in the National League.

The video board itself, provided by Daktronics, is nearly five times the size of the previous video screen (30-foot tall by 53-foot wide; 1,590 square feet), which was in place since 2004 when Petco Park opened. The entire board can be run full-screen to show live action or video replays, or it can be split into sections for statistical information, graphics and animations. The video board's resolution is 1224x2472, with 3,025,728 total pixels. New LED ribbon boards accompanied the new video board spanning nearly 750 feet along the first and third base lines on the Terrace Level (3.6-foot tall), as well as on the left field grandstand fascia (7.5 feet tall by 130-foot wide). Sony also provided a state-of-the-art HD control room, including in-house production, broadcast and entertainment systems.

In 2024, new LED boards were installed throughout Petco Park. This includes a LED backstop manufactured by Daktronics with rotational signage behind home plate that allows for state-of-the-art insertion of graphics and advertising behind home plate, a new LED board on the ballpark's East Ramp that measure 26 feet wide by 7 feet tall, and replacing the Right Field Wall LED board.

RIGHT FIELD LED RIBBON BOARD

In 2013, new LED ribbon boards were added to right field. Upper right field board measures 6-feet high by 192-ft. wide and the right field wall board measures 7-feet high by 104-feet wide. Both boards were provided by Daktronics.

AUDIO SYSTEM

Prior to the start of the 2014 season, Daktronics installed several new distributed loudspeakers in numerous locations, replaced speakers in other areas of the park as well as completely returned the entire sound system to provide a base level of uniform system operations. All systems are tied together using the latest state-of-the-art Digital Signal Processing Systems.

BATTER'S EYE

Background for batters in center field is painted navy, except for the side facing Gallagher Square. The structure houses an equipment storage room on the Field Level and "The Batter's Eye Porch," a pre- and post-game and special event area 30 feet high by 80 feet long in Gallagher Square. Above this is the Event Management Center for Petco Park and a 10-foot rotational sign that provides a solid background when batters are at home plate and offsets rotating panels between innings.

CONCOURSE FLOORING

Between 2014 and 2015, approximately 255,000 square feet of concourse flooring was replaced with decorative waterproof, flake flooring system manufactured by Neogard and installed locally by KTM Coating.

RETIRED NUMBERS

Prior to the 2016 season, the Padres retired numbers were relocated from the top of the batter's eye to a more prominent location inside Home Plate Plaza, where fans can see them up close and take photos with them. In addition, retired numbers are now positioned on the upper deck façade behind home plate, above the Jerry Coleman Broadcast Center and adjacent press box. The numbers – Steve Garvey's No. 6, Tony Gwynn's No. 19, Dave Winfield's No. 31, Randy Jones' No. 35, Trevor Hoffman's No. 51 and Jackie Robinson's No. 42, which was retired throughout Major League Baseball in 1997 – are flanked by the players' first and last name in white in a ring of honor around the upper deck.

PADRES HALL OF FAME

The Padres Hall of Fame, presented by Motorola and which showcases the history of the Padres and baseball in San Diego, opened at Petco Park on July 1, 2016. Located on K St. just inside the Gaslamp Gate, it features an 85" TV upon entry, an 80-foot-long, in-depth timeline, a state-of-the-art 4K 100" TV and touch screen interactive theater, and historical memorabilia throughout. The centerpiece of the space is 19 two-sided illuminated panels dedicated to each current member of the Padres Hall of Fame. The panels depict imagery of these legendary Padres, while telling the story of their career highlights and personal achievements.

PROTECTIVE NETTING


The Padres extended the protective netting prior to the 2018 season, separating spectators behind home plate and down the foul lines from the field of play. The netting, manufactured by Promats® Athletics, features the latest technology to minimize the appearance of the net and provide an optimal viewing experience, while maintaining high safety standards. In 2020, the netting was heightened behind the backstop and over both dugouts to 29-feet before tapering down along the foul lines. The end points will remain the same at Section 116 in left field and Section 115 in right field, which surpasses the existing guidelines issued by Major League Baseball.

BULLPENS

The Padres bullpen in left field is 87' 8" long by 27' 8" wide and elevated 3' 6" above field level. The visitors' bullpen was relocated from the field before the 2013 season, and it is now tiered behind the home bullpen, elevated another 3' 6". It is 80' 11" long and 27' wide. The visiting team pitches east to west, while the home team pitches west to east. Each bullpen has a separate entrance to the playing field.

DUGOUTS

The Padres dugout is located on the first-base side and is 57 feet long by 14 feet wide. The visitor dugout, on the third-base side, is 46 feet long by 14 feet wide. Both dugouts have a retractable awning along with steps that lead to the field for half their length and a rail on the other half.



TEAM CLUBHOUSE FACILITIES

Clubhouses are located on the Field Level, with direct access to the dugouts and service corridor. The home clubhouse is approximately 16,500 square ft., including a 3,560 square foot locker room with 40 cubicles (four ft. wide), configured in a circle. The home clubhouse includes a 240 square ft. video coaching area located near the home (first base) dugout, with access from inside and outside the clubhouse. Other facilities include a 7,580 square ft. fully-equipped weight and exercise room, dry sauna, hydrotherapy room, player lounge and kitchen, manager’s office, coaches locker room, rehab room, medical facilities, offices, laundry and storage.

The visitor’s clubhouse is approx. 8,990 square ft., including a 2,140 square ft. locker room with 40 cubicles, training room, manager’s office, coaches locker room, weight and exercise room, player lounge and kitchen, laundry and storage.

Internal batting and pitching tunnels (two for the home team, one for the visiting team) are located on the Service Level with access to the clubhouses and are fully-equipped, including cameras for video recording. Tunnels are sized to accommodate two batters and/or two pitchers. Views to the home batting tunnel are available from the Blue Shield Home Plate Club through one-way glass so club patrons can observe players at work. Additional facilities include an auxiliary locker room (approximately 2,040 square ft.), with an operable partition, the umpires’ locker room (approximately 910 square ft.), a home team family waiting room, and a greenroom/VIP dressing room.

GALLAGHER SQUARE

Gallagher Square, formerly known as the Park at the Park, features a landscaped park of 2.8 acres beyond the outfield fence. Petco Park is the 1st Major League ballpark since Forbes Field in Pittsburgh (closed in 1970) to have a park adjacent to

the outfield. Gallagher Square is a ticketed area and vital part of the baseball experience on game days, including admission to conveniences and amenities of the seating bowl with a Park Pass during ticketed events. It functions as a special events venue when there is no game and daily as a neighborhood park.

WESTERN METAL SUPPLY CO. BUILDING

The historic brick warehouse that housed the Western Metal Supply Company, which dates to 1909 and has ties to the Old West, was renovated and incorporated into the ballpark, with the left-field foul pole attached to its southeastern corner. The building holds the Padres New Era Team Store on the first floor, 12 party suites (available on an individual game basis) on the third and fourth floors, a restaurant with terrace dining on the fifth floor, and another restaurant and group space on the rooftop, 80 feet above field level.

SYCUAN STAGE AT GALLAGHER SQUARE

In March of 2019, the Padres unveiled the latest addition to Petco Park with the debut of the Sycuan Stage at Gallagher Square, which provides a secondary stage for general admission concerts. The venue is the first amongst Major League ballparks to offer a unique outdoor setting inside of a downtown ballpark. The stage also has a state-of-the-art roof system with the capability to withstand more than 90,000 pounds of production and measures 64’ x 28’ x 5’, allowing for a fully customizable space depending on artist requests.

TOYOTA BEACH AND CRAFT PIER BY BALLAST POINT

In 2016, the Padres unveiled a two-level social space in right-center field inspired by San Diego’s beach lifestyle, featuring pilings and decking constructed from environmentally friendly recycled composite wood. The lower level, the Toyota

Beach, is utilized as a group space, and the upper level, The Ballast Point Craft Pier, is a multi-use area. In total, the space accommodates nearly 600 people in a standing-room-only capacity. The space was constructed in the location previously occupied by The Beachers seating area and The Toyota Beach play area. As part of the design, the children's sand play area was preserved and relocated to a space along K Street, further removed from the playing field and safe from balls in play. Partners on this project were San Diego-based architecture firm Larimer Design and Clark Construction.

THE GALLAGHER CHAIRMAN'S CLUB & CUTWATER CORONADO CLUB

The Padres debuted additional premium seating options prior to the 2020 season with the Gallagher Chairman's Club and the Cutwater Coronado Club. The Gallagher Chairman's Club is located next to the Padres Ownership suite and allows fans to watch the game from one of the best views behind home plate at the ballpark while enjoying all-inclusive premium food and beverage. The Cutwater Coronado Club offers stunning views of Coronado Island and the iconic Coronado Bridge from the comfort of a private open-air club while enjoying complimentary food and non-alcoholic beverages. Guests also have a dedicated seat to watch the game from their own luxury loge box.

CUTWATER AGAVE CLUB

In 2024, the Padres debuted the newest premium seating area to Petco Park with the Cutwater Agave Club. Located down the left field line on the Terrace level and introduced to the ballpark in 2015 as The Still presented by Cutwater, the private space underwent a full renovation after the 2023 regular season. This multi-million dollar project features luxury finishes, access to semi-inclusive food and beverage offerings, and a private restroom with a variety of seating concepts and options allowing Premium Seat Members the opportunity to further enhance their experience at Petco Park.

SUITE RENOVATION


Heading into the 2022 season, the Padres embarked on a major renovation at Petco Park that saw the largest suite remodel since the ballpark opened. With a commitment from Padres Ownership, 70 premium suites were completely renovated, in addition to a remodeled Suite Entrance for Suite Lease Members, costing more than \$6 million for the project. The upgraded suites feature brand new furniture with unique seating concepts, 65-inch 4K televisions, access for presentations through the TVs, artwork celebrating current and past Padres teams, customizable branding elements for Suite Lease Members, enhanced and additional lighting, new refrigerators and ice machines, induction cooking, new dishware and additional counter space for food and beverage presentation.

BLUE SHIELD HOME PLATE CLUB

The Blue Shield Home Plate Club underwent a massive renovation immediately upon the conclusion of the 2022 postseason that includes an enhanced VIP entry, expanded bar and dining room that includes a new layout, furniture, art and expanded restrooms while maintaining a unique view into the Padres batting cages. A new grand staircase directly connects the upper club to an expanded and renovated lower club. The new lower club features an expanded interior footprint, a dedicated bar, expanded restrooms and an enhanced fine dining experience.

PETCO BARKYARD

Unveiled in 2016, the Petco Barkyard consists of six semi-private, premium dog-friendly box seats in Petco Park's left-center field, available for every Padres home game. Each of the six boxes in The Barkyard can accommodate up to four people and two dogs. The Barkyard features a designated entrance from K Street in Gallagher Square, a check-in area staffed by a Petco brand ambassador, and a watering station near check-in. A Padres pet concierge is on-hand to escort



PETCO PARK

fans and their dogs to and from The Barkyard. Conveniently located just a short walk from the designated Pet Relief Area in Gallagher Square, The Barkyard is tailored to a dog's needs. Each box offers umbrellas to protect dogs from the sun and specially selected easy-to-clean artificial turf that does not retain heat, to ensure every pup's paws stay cool.

VIASAT MILITARY HALL OF HONOR

In 2022, the Padres and Viasat Inc. unveiled the Viasat Military Hall of Honor to the Power Alley located in the right field concourse. The Padres, who are widely regarded as Major League Baseball's "Team of the Military" partnered with Viasat to honor former Padres and other MLB players around the league who served in the military and pay tribute to Armed Services' veterans and those currently serving in the U.S. military at home and around the world.

Located near Section 133, the Military Hall of Honor serves as an interactive space allowing fans to view information and different content on each honoree through two touchscreen televisions within the space. Fans can also record and send personalized messages to active-duty military members and various military bases in a dedicated recording booth located within the Hall of Honor area.

ADDITIONAL FEATURES

2015's left field renovation project included the debut of several new social spaces and seating areas, including The Estrella Jalisco Landing, a private 300-person group space immediately below the video board and the Entertainment Suite on the ground floor of the Western Metal Supply Co. Building.

The SunGod On-Deck Suite, introduced in 2014, is an eight-person suite next to the visitor's dugout, giving fans an unprecedented view of the action closer to the batter's box than the pitcher on the mound is. The Right Field Home Run Deck, created in 2013, is nestled just beyond the wall in right field and houses 56 seats. Picnic Terraces, to the left of

the Batter's Eye, have tiered picnic tables and are intended primarily as a group sales area. Palm Court Plaza, with 13 palm trees and 13,588 bricks, of which 10,842 are personalized, commemorative bricks. The Omni San Diego Hotel and The Metropolitan (36 luxury condominiums on the top 11 floors of the hotel) connect to the main concourse by a pedestrian skybridge.

ADDITIONAL FEATURES (CONT.)


The audio and video graphics to celebrate Padres players' home runs at Petco Park have a distinct military and nautical flavor. The sound of a ship's horn is an actual recording of the horn of the Navy's USS Ronald Reagan (CVN-76) nuclear aircraft carrier, which was formerly home-ported in San Diego. To accompany the horn, fireworks blast from the top of the video board during night games.

WI-FI

Introduced in 2012, the Padres provide wireless internet access to fans at Petco Park in partnership with Verizon.

MORE THAN A BALLPARK

As a premier entertainment venue in Southern California, Petco Park also hosts concerts, special events and other sporting events. Petco Park saw its highest-ever attended event with Garth Brooks Stadium Tour in March 2022 with more than 50,000 tickets sold. In October 2023, it hosted the ninth annual nine-hole golf event, The Links at Petco Park, in partnership with Callaway Golf. The venue transitioned into an outdoor hoops arena in 2015 for the Bill Walton Basketball Festival, featuring a week of community events, tournaments and high school games, culminating in the SDSU vs. USD men's basketball game. In early 2022, the park welcomed monster trucks and dirt bikes back as host of Monster Jam and Monster Energy Supercross. The inaugural World Baseball Classic semi-finals and final were played at Petco Park in 2006, with the site playing host to second-round



PETCO PARK

games in 2009 and 2017. Petco Park has hosted the 2014 Davis Cup, the USA SEVENS Rugby tournament and international soccer matches including the Tijuana Xolos.

Petco Park also serves as a year-round concert venue, having hosted The Rolling Stones (Nov. 2005 & May 2015), Madonna (Nov. 2008), Taylor Swift (Aug. 2015), Billy Joel (May 2016), Metallica (Aug. 2017), The Eagles, Zac Brown Band, Journey and Def Leppard (Sept. 2018), Sir Paul McCartney (2014, June 2019), Green Day, Fall Out Boy and Weezer (Aug. 2021), Garth Brooks (March 2022), Red Hot Chili Peppers (July 2022), Motley Crue, Def Leppard and Poison (Aug. 2022), Grupo Firme (Aug. 2022), Bad Bunny (Sept. 2022), Elton John (Nov. 2022), Morgan Wallen (July 2023) and Chris Stapleton (March 2024). The year 2022 was a record year for Petco Park with seven full venue concerts, all of which sold out. As of the 2024 Opening Day, there are seven stadium shows on the calendar, tying the ballpark's record that was set in 2022.

From January 12-14, 2024, the Padres hosted the inaugural San Diego Rodeo at Petco Park in partnership with C5 Rodeo Company, Inc. and Outriders Presents. It was the venue's first-ever rodeo and featured the world's top rodeo athletes competing for more than half a million dollars in prize money over the course of a three day competition.

SOCIALLY DISTANCED

In coordination with local and state health officials, Petco Park continued to serve as a place where memories are made even in the midst of the COVID-19 pandemic. In June of 2020, the Premier Lot hosted drive-thru high school graduations, drive-in style movie screenings and the first drive-in concert in California since stay-at-home orders were issued in March. Following the successful drive-in format, Padres-controlled lots were transformed into watch party sites where thousands of fans cheered on the Padres during their playoff run. Gallagher Square also hosted the first ever Halloween Trail and Holiday Market & Trail events allowing guests to partake in the holiday festivities as part of a socially-distant, safe

environment. All events were executed with the utmost regard for health & safety precautions.


COVID-19 VACCINATION SUPER STATION

As the COVID-19 epidemic raged on throughout 2020 and into 2021, Petco Park and the Padres continued to serve as a community pillar for San Diego and beyond. In early January 2021, the County of San Diego announced that the Petco Park Tailgate Lot would be the site of the State of California's first Vaccination Super Station. In partnership with the City of San Diego, UC San Diego Health and the Padres, the vaccination site allowed for up to 5,000 individuals to be vaccinated daily. Operating from 7:00 a.m. to 7:00 p.m. seven days a week, the drive-up site opened on Monday, January 11, 2021, and a total of 225,000 vaccines were administered. The Padres provided the lot to act as the host site for the super station along with operational support from the organization's event staff.

HOLIDAY BOWL PARTNERSHIP

In June 2021, the Padres and the Holiday Bowl announced a new partnership that would bring the historic San Diego County Credit Union Holiday Bowl to Petco Park for a minimum of five years, beginning with the 43rd annual bowl game on Tuesday, December 28, 2021. San Diego City Council voted to overturn a "no football clause" so that football could be played at Petco Park.

Petco Park underwent major construction to transform the field from baseball to football, with the 1st baseline modifactory serving as the east end zone and the left field wall serving as the west end zone. The construction included removing the 1st baseline wall and adding 2,800 square feet of concrete seating risers over 10 rows of seating in sections 111, 113, 115 and 117 for football, restoring the 1st baseline seating sections for baseball using 10 sections of removable seating risers (featuring 118 padded seats and 344 regular ballpark seats), removing and relocating the bullpen door and stairs in left field for football and later restoring the outfield walls to



PETCO PARK

the same dimensions for baseball, installing thicker 11/2" inch cut overseeded Bermuda turf, and building sideline suites in right field that could accommodate nearly 500 people. Field goal posts, new play clocks, camera locations and coaching boxes needed to be installed in addition to implementing a completely new scoring system on the video boards.

The SDCCU Holiday Bowl was set to make its Petco Park debut with the UCLA Bruins (Pac-12) against the NC State Wolfpack (ACC) before the game was ultimately canceled due to COVID-19 health and safety protocols. Instead, the Holiday Bowl made its historic debut at Petco Park on December 28, 2022 when the Oregon Ducks (Pac-12) defeated the North Carolina Tar Heels (ACC). It was the first time football had ever been played at Petco Park.

ARCHITECTURAL FEATURES

Seating bowl "fractured" by first base and third base Towers housing vertical light standards and other elements to create distinctive "seating neighborhoods." First base and third base Garden Buildings house concession areas, premium seating club membership lounges, offices, restrooms and other programming elements usually housed inside a ballpark. Spacious concourses and terraces afford outstanding views of San Diego Bay, Coronado Bay Bridge, downtown skyline, Pacific sunsets, glimpses of Balboa Park and mountains to the east.

LANDSCAPE

The entire ballpark is designed and landscaped to resemble a garden. The landscape includes plants both inside and outside the park and vines and flowering vegetation spilling over bridges, walkways and trellises. The wall of flowing water at the Home Plate Plaza captures the spirit of San Diego's casual, coastal lifestyle. Garden Buildings feature bougainvillea and colorful planters. Jacaranda trees line the main entrance, Home Plate Plaza features coral trees at the top of the staircase and palms, and Palm Court Plaza feature signature palm trees.

Gallagher Square features a dynamic landscape filled with native and drought-tolerant plants that showcase the rich biodiversity of San Diego County. The cyclical bloom of various flowers throughout the year ensures a constantly changing and visually captivating landscape. Towering evergreen Oak trees provide shade, and a large lawn invites relaxation, play and provides a flexible space for community events.

The garden seamlessly integrates a diverse selection of trees, ranging from the distinctive Dragon trees to the stately California Sycamore trees, and includes Date Palms that mirror those found within the ballpark's Palm Court Plaza. The park's landscape has been carefully curated to reflect the essence of San Diego and display the local horticultural opportunities we have.

The space embraces sustainability with lower water-use plant species that conserve resources and support local species, reinforcing our commitment to creating a sustainable and captivating urban space.

The landscape and vegetation selected are "water-wise," low allergenic and environmentally responsible, requiring minimal use of pesticides and toxic chemicals.

ENVIRONMENTAL FEATURES

An agreement with the Environmental Health Coalition comprehensively addressed issues of air and water quality,

urban runoff, removal of hazardous materials, and use of pesticides and toxic chemicals in the construction and operation of the ballpark. Progressive recycling and waste management programs help make Petco Park one of the greenest ballparks in Major League Baseball.

The Padres partnered with Ecosystem in 2023 to provide the stadium's own chiller plant that decreases water use, provides annual savings of more than \$1 million, and reduces greenhouse gas emissions by roughly 700 tons per year.

GOING SOLAR

Prior to the 2018 season, the Padres and Petco Park continued their efforts as industry leaders in energy sustainability with the installation of a 336,520-watt Sullivan Solar Power system. The project consisted of 716 high-efficiency, 470-watt solar modules and will generate 330 kilowatts of solar power, enough to power the entire Padres front office. The solar power system serves as the largest solar power system in Major League Baseball.

CLEAN, RENEWABLE ENERGY

In a new partnership with San Diego Community Power in 2022, Petco Park became the first National League ballpark to run completely off clean, renewable energy.

CONCESSIONAIRE/FOOD SERVICE AND RETAIL PROVIDER

Delaware North Companies' Sportservice Corporation.

PADRES NEW ERA TEAM STORE

The Padres New Era Team Store is located on the ground floor of the Western Metal Supply Co. Building, with entrances from Seventh Ave. and Palm Court Plaza.

ENTRANCE/EXIT GATES

Home Plate Gate at Park Blvd. and Trevor Hoffman Way

Gaslamp Gate at Seventh Ave. and K St.

East Village Gate at 10th Avenue and K Street

Park Boulevard Gate at 10th Avenue and Park Blvd

Downtown Gate to Gallagher Square at Eighth Ave. and J St.

Balboa Gate to Gallagher Square at Ninth Avenue and J St.

Omni Gate at the Omni Hotel Skybridge

Suite Entrance at Park Blvd near Home Plate Box Office

POINTS OF ENTRY: 42

TICKET WINDOWS: 31 total

31 open to the street

Home Plate Plaza: 18 windows, street level, shaded

Western Metal Building: nine windows, all open to street

East Village/Power Alley: four windows, all open to street

ACCESSIBILITY

At least 1 percent of all fixed seats are semi-ambulant, and at least 1 percent are reserved for wheelchair and companion with removable arm seats. Wheelchair and companion seating

is available in all seating categories, dispersed proportionately throughout the three seating levels, and equally distributed in areas exposed to the sun and in shade. All concession stands are accessible. All restrooms are equipped with accessible water closets. All ramps and elevators were designed to exceed federal and state requirements for people with disabilities.

ARCHITECTS

HOK Sport+Venue+Event, Kansas City, MO, Executive Architect. (Joseph E. Spear, AIA, Senior Principal)

Antoine Predock Architect, Albuquerque, NM, Design Architect

Spurlock Poirier, San Diego, CA, Landscape Architect. (Andrew J. Spurlock, Principal)

ROMA Design Group, San Francisco, CA, Master Plan Architect, Ballpark District. (Boris Dramov, President)

Heritage Architecture & Planning, San Diego, CA, Restoration Architect (Milford Wayne Donaldson, AIA, Principal)

DEVELOPMENT MANAGER

Hines, Houston, TX. (Rick Vogel, Vice President, Project Manager)

GENERAL CONTRACTOR

San Diego Ballpark Builders – A Joint Venture of Clark Construction Group, Inc., Roel Construction Company, and douglas e. barnhart, inc. (Officer In Charge: Alan Petrasek, Senior Vice President, Clark Construction. Project Executive: Jim McLamb, Vice President, Clark Construction).

BALLPARK CONSTRUCTION COST - \$298 million

BALLPARK PROJECT COST - \$474 million, including land assemblage, infrastructure work and implementation agreement obligations.

BALLPARK DISTRICT

26 blocks bordered by Market Street to the north, Harbor Drive and Sixth Avenue to the west, 12th Ave. to the east, and Imperial Ave. to the south.

HISTORIC RESOURCES: In addition to the Western Metal Supply Co. Building, several other historic resources in the Ballpark District are being preserved in accordance with a 1999 Settlement Agreement between the National Trust for Historic Preservation, the Save Our Heritage Organization (SOHO), the Padres, the City of San Diego, the Centre City Development Corporation and JMI Realty. Schieffer & Sons Warehouse on J Street and Showley Brothers Candy Factory (Bumble Bee Foods), parts of Levi Wholesale Grocery Building (Kvaas Construction) and Wellman Peck Warehouse (TR Produce) on the north side of J Street are to be preserved and adaptively re-used.

#BrownsBack

On November 9, 2020, the Friar Faithful witnessed the unveiling of the team's new brown and gold uniforms. Nearly 4,000 fans were on hand as Padres shortstop Fernando Tatis Jr., 1B Eric Hosmer and third baseman Manny Machado modeled the new threads. The new primary home pinstriped uniform features "PADRES" across the chest in brown with a gold outline, brown and gold piping and the return of the Swingin' Friar in the form of a sleeve patch. The road uniform is brown with a gold "SAN DIEGO" across the chest along with gold piping and the Swingin' Friar patch.

The road alternate features a lighter sand brown color scheme with pinstripes and a brown with gold outlined "SAN DIEGO" across the chest. With the new road color scheme, the Padres are now the only team in Major League Baseball to not utilize any gray road uniform. In bringing back the brown, Padres ownership made a point to seek out the feedback of their loyal fanbase and implement this change that signifies a new era in Padres baseball. The unique color scheme also sets the club apart from the rest of Major League Baseball. In addition to the three new brown and gold uniforms, the Padres also unveiled new Sunday military brown camouflage jerseys to be worn as part of their Military Salute Sunday home games.



PETCO PARK

CITY CONNECT

In Summer 2022, the Padres unveiled their Nike City Connect Series jersey, becoming the seventh and final MLB club of 2022 to debut the new uniforms. Making its on-field debut at Petco Park on July 8, 2022 and worn every home Friday for the remainder of the season, the Padres collection is a nod to the coastal community we live in. It's inspired by the vibrant landscapes in the San Diego and Baja California communities, from the scenic views up and down the coastline, to the


ocean's white foam and the stunning pink and yellow sunsets. The vintage typography reminds San Diegans of weathered beach signs marking the special spots they cherish from Oceanside to Imperial Beach and everywhere in between. The uniform's bold colors and decorative details depict the radiant artwork that is prominent within our shared culture, as the Padres are proud of our binational fan base and the region we call home.



PETCO PARK FIRSTS

Game	April 8, 2004 vs. SF
Attendance	41,400 (sellout)
First Pitch	7:08 pm PDT
Game Time Temperature	64 degrees
Padres Starting Lineup	3B Sean Burroughs, 2B Mark Loretta, RF Brian Giles, 1B Phil Nevin, LF Ryan Klesko, CF Jay Payton, C Ramon Hernandez, SS Khalil Greene, P David Wells
Batter	SF's 2B Ray Durham
Hit	SD's RF Brian Giles single to CF in the B-1st.
Run Scored	SD's SS Khalil Greene in B-3rd.
Singles	SD's Brian Giles in the B-1st
Double	SD's 3B Sean Burroughs in B-3rd
Triple	SD's Brian Giles in B-4th on April 11, 2004 vs. SF
Home Run	SF's CF Marquis Grissom in T-10th
Padres Home Run	SD's Mark Loretta in B-1st on April 15, 2004 vs. LAD
Stolen Base	SD's Adam Eaton and Sean Burroughs double steal in B-7th on April 13 vs. LAD
Strikeout	SD's Jay Payton in B-2nd
Error Committed	SF's Durham in B-4th on April 11, 2004
Pitch	SD's David Wells (called strike)
Winning Pitcher	SD's Eddie Oropesa
Losing Pitcher	SF's Matt Herges
Save	SD's Trevor Hoffman on April 10, 2004 vs. SF
Day Game	April 18, 2004 vs. ARI
Non-MLB Event	University of Houston vs. San Diego State University (Men's Baseball) on March 11, 2004
Concert	The Rolling Stones on November 11, 2005

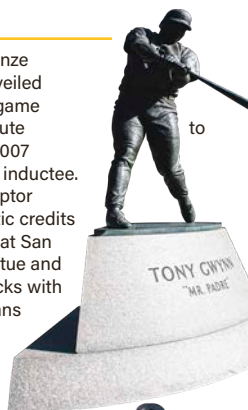
* Firsts are from April 8, 2004 unless noted.



PETCO PARK STATUES

MR. PADRE

The nine-foot, 1,200-pound bronze likeness of "Mr. Padre" was unveiled prior to the Padres vs. Phillies game on July 21, 2007 as part of "Tribute Tony Weekend," honoring the 2007 National Baseball Hall of Fame inductee. The statue was molded by sculptor William Behrends, whose artistic credits include a statue of Willie Mays at San Francisco's AT&T Park. The statue and surrounding plaza includes bricks with personalized messages from fans to Gwynn. In 2024, the statue was moved onto the new Tony Gwynn Terrace and repositioned so that he is directly facing the statue of his former teammate, Trevor Hoffman.



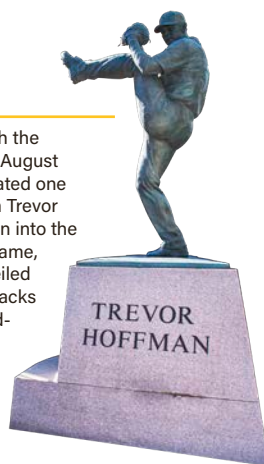
THE COLONEL

On September 15, 2012, the Padres honored the late Jerry Coleman's 70 years in baseball and his 40 years with the Padres in a pregame ceremony at Petco Park, during which the club unveiled a bronze statue of Coleman at the ballpark, standing at 7.5' tall, weighing 650 lbs. It depicts Coleman in the uniform he wore as a pilot in the Marine Corps. San Diego Mayor Jerry Sanders proclaimed the day "Jerry Coleman Day."



TREVOR TIME

"Hells Bells" blared through the speakers at Petco Park on August 18, 2018 as the club celebrated one of its most iconic figures in Trevor Hoffman. After his induction into the National Baseball Hall of Fame, Hoffman's statue was unveiled prior to the Padres vs. D-Backs game as part of a weekend-long celebration for the closer. William Behrends sculpted the nine-foot, 1,000 lb. likeness, which overlooks the bullpen in left-centerfield and depicts Hoffman's signature high leg kick.



GALLAGHER SQUARE RENOVATION

To commemorate the 20th Anniversary of Petco Park in 2024, the Padres continued its investment in the ballpark by renovating Gallagher Square, providing fans and the community with expanded amenities, and building on the decades-long commitment to deliver "More than a Ballpark."

On October 9, 2023, the Padres officially broke ground on Gallagher Square to begin the project, with the goal of reopening the park in time for the Padres 2024 Opening Day on March 28. Minor projects will continue after Opening day and are expected to be completed by June 2024.



COMMUNITY AMENITIES

The renovated Gallagher Square includes new and improved features for the community, all with an eye toward celebrating the Padres' history and San Diego's baseball traditions.

- Playground and Play Area expanded for wider range of ages and abilities. The playground features a 35 2 1/4 feet tall x 7 feet wide baseball bat made of steel and wood that allows for kids to climb to the top, making it the tallest climbable bat in the world.
- Fenced, off-leash dog park
- Improved Play Ball Field
- Pickleball courts
- Tony Gwynn Terrace viewing deck and picnic space
- Public art displays featuring local artists




As part of this renovation, Gallagher Square has been reconfigured in a manner that will allow for portions of the park to remain open for public use more frequently.

IMPROVED GAMEDAY AND EVENT EXPERIENCE

The iconic statue of Mr. Padre Tony Gwynn has been elevated and surrounded by an expanded viewing deck that provides all new sightlines of games while serving as a picnic space during public hours. Tony is also more visible from the ballpark and directly aligned with his teammate and fellow Hall of Famer Trevor Hoffman.

The project brings a new and expanded fan entry gate (Balboa Gate) to 9th and J Street for improved security and wait times, along with leveled and tiered lawn seating in Gallagher Square where tickets are more affordable than other fixed seating areas within the ballpark.



TONY GWYNN TERRACE

The Tony Gwynn Terrace is the new home to Tony Gwynn's statue and continues to be surrounded by beloved legacy bricks. The terrace also has picnic tables for additional seating, along with a Tony Gwynn Deck Tower that houses new food and beverage space and a new videoboard. Located beneath the terrace is the Tony Gwynn Tunnel where fans can see and hear all about the amazing life and career of Mr. Padre. An additional Padres retail and food and beverage space have been built on the ground level next to the tunnel.



LEGACY BRICK PROGRAM

As part of the renovation project, the Padres created a Legacy Brick Program, where fans who previously purchased a brick near the original Tony Gwynn statue location in Gallagher Square received a new brick with their original inscription installed at the new location. Fans were also given the opportunity to purchase a customizable engraved brick that would be laid in the new Tony Gwynn Terrace viewing deck alongside the existing bricks. Proceeds from the Legacy Brick Program benefit the Tony Gwynn Community All-Star program and other Padres Foundation community initiatives.

GALLAGHER SQUARE IN HD

A new, state-of-the-art videoboard is displayed at the Sycuan Stage that spans across the entire back of the batter's eye. The board measures 73 feet wide by 21 feet tall and uses 6mm of HD product by Daktronics that features amazing resolution and unmatched clarity. The new videoboard has the capability to include the scoreboard lineup and player statistics for the first time.

PETCO PARK

Two additional videoboards measuring 16 feet by 9 feet, both featuring 6mm in HD product by Daktronics, have been installed in Gallagher Square. One videoboard is displayed on the Tony Gwynn Deck Tower facing the all-new playground, and the other videoboard is on the new Play Ball field so fans can keep up with game action while enjoying Gallagher Square.

RESPONSIBLE DESIGN

The improvements resulted in a more sustainable, state-of-the-art space by incorporating:

- Turf to replace some of the grass, enhancing the overall aesthetic and significantly reducing water and re-sodding needs while maintaining grass on a large portion of picnic hill.
- Native trees and vegetation planted throughout the space.
- Delay towers and directional L-2 speakers comprised of the latest technology from L-Acoustics to reduce noise levels during events.
- A Noise Measurement system that allows for real-time monitoring, along with Solotech equipment that provides sound pressure level prediction.

A MORE ACTIVATED, VIBRANT EAST VILLAGE

The investment in a renovated and improved Gallagher Square is on top of the Padres investing hundreds of millions of dollars over 20 years to build a vibrant East Village through economic development and the creation of hundreds of thousands of jobs. The project is intended to attract more residents and visitors, particularly during the offseason, resulting in:

- A boost to nearby businesses, supporting local small business owners, operators and employees
- Increased local tax revenue, which is invested back into the community
- More living wage jobs for San Diegans

PROJECT PARTNERS

Larimer Design, GroundLevel Landscape Architecture, Inc., Clark Construction, and Land Rec, Inc.



COMMUNITY




Tom Seidler
Executive Vice President,
Community & International
Impact



Bill Johnston
Vice President,
Community Impact



Connor Feeney
Director,
Community Impact



Sarah Wiggins
Sr. Manager,
Player Family Relations &
Community Impact



Andrea Piocos
Manager,
Player Relations &
Community Impact



Johnny Nilsen
Advisor,
Military Affairs



Carly Myers
Coordinator,
Military & Community
Relations

The San Diego Padres are committed to making a meaningful impact by supporting youth, the military, first responders and under-served communities throughout the San Diego and Baja region.

PADRES PEDAL THE CAUSE

Padres Pedal the Cause brings together thousands of cyclists and runners each year to raise money for local collaborative cancer research. Padres Pedal is San Diego's most impactful fundraising experience with over \$21 million raised to date to fund more than 80 innovative research grants targeting all types of cancer. The 2024 event is scheduled for Saturday, April 7, where participants of all ages and abilities can ride, run, walk, spin or volunteer. For information about how you can get involved, visit www.curebound.org/padrespedal.



PADRES VOLUNTEER TEAM

The Padres Volunteer Team is a regional volunteer force which calls upon Padres fans to donate their time to the San Diego and Baja region's non-profits and civic organizations. The

mission of the Padres Volunteer Team is to build awareness of and inspire participation in serving the greater San Diego community. Launched in February 2015, the Padres Volunteer Team consists of more than 6,400 volunteers who have collectively given upwards of 35,000 hours to over 85 local non-profit organizations. For more information visit www.padres.com/volunteer.

FUTURE PADRES: YOUTH BASEBALL & SOFTBALL

In 2023, the #FuturePadres Youth Baseball and Softball Program presented by UC San Diego Health, provided more than 20,000 youth baseball and softball uniforms at no cost to local leagues.

With support from UC San Diego Health and US Bank, the Padres' investment in local youth baseball and softball has saved leagues millions of dollars. By providing jerseys, caps and visors, these youth leagues reallocate funds towards other areas of need such as field maintenance, purchasing equipment and concession stand improvements. In some cases, leagues have been able to significantly lower or eliminate registration fees, creating an opportunity for more kids to play baseball and softball.

COMMUNITY

PADRES BASEBALL & SOFTBALL CAMPS

Launched in 2016, Padres Summer Baseball and Softball camps feature five action-packed days of individualized instruction, marquee competitions, and special events for all skill levels, ages 4-12.

In 2024, campers can look forward to another year of character development and a unique Major League experience that creates lasting memories. Camp is offered at various locations throughout San Diego and includes an official camp uniform and a meet and greet with a current or former Padres player. The Padres Camp curriculum has adjusted to ensure safety for campers and staff while still offering a highly engaging, and fun experience for kids when they need camp more than ever. For more information, visit padres.com/community/play.

PADRES ROOKIE LEAGUE (FORMERLY RBI)

The Padres are proud to provide free baseball and softball opportunities to underserved youth through the Padres Rookie League program. Padres Rookie League engages kids ages 5 to 13 in a program designed to teach life lessons and build self-esteem through both baseball and softball. The Padres host Padres Rookie League through relationships with military and community organizations throughout the region, including the only site on a local military installation. For more information, visit padres.com/community/play.

PADRES HIGH SCHOOL ALL-STAR GAME & HR DERBY PRESENTED BY BALLY SPORTS SD

The Padres honor the top high school baseball players in the CIF San Diego Section at the annual Padres High School All-Star Night, presented by Bally Sports San Diego. This year's game will take on Sunday evening, June 9 at Petco Park.

The All-Star Game features the CIF San Diego Section's best high school players in an exciting East-West format. Some of the top young talent in the country enjoy this once-in-a-lifetime opportunity to suit up and play in Petco Park, America's number-one ballpark.

Prior to the All-Star Game, eight high school long-ball hitters competed in the Padres High School Home Run Derby.

The All-Star teams and Home Run Derby contestants are chosen by the CIFSDS Baseball Advisory Committee. Admission to the All-Star Night is free with the purchase of a ticket to a select Padres game.

PADRES COACH OF THE YEAR PROGRAM PRESENTED BY BALLY SPORTS SD

The San Diego Padres recognize and honor the positive role coaches play in the lives of student-athletes through the Padres Coach of the Week and Coach of the Year program, presented by Bally Sports San Diego.

The Padres and Bally Sports San Diego award one local baseball or softball Coach of the Week for eight consecutive weeks for making a positive impact on the lives of his or her players on and off the field as a coach, mentor and role model. At the end of the program, one of these coaches is named the Padres Coach of the Year during a pregame on-field ceremony at Petco Park.

The Padres Coach of the Year program ask San Diego County high schools as well as local youth baseball and softball programs to nominate coaches who provide valuable leadership and mentorship for the youth in our community.

Each Coach of the Week receives a \$1,000 donation to support his or her program or league while the Coach of the Year receives a \$5,000 donation.

COACHES OF THE YEAR	
2023 - Dallas Booker (Morse)	
2022 - Rigo Ledezma (Santana) & Ronell Jones (Crawford)	
2021 - Lori Schmersal (Clairemont)	
2019 - Desi Herrera (San Marcos)	
2018 - James Davis (Granite Hills)	



HONORING THOSE WHO SERVE

Since joining Major League Baseball in 1969, the San Diego Padres have prioritized honoring and supporting San Diego's over 900,000 veterans, active duty and retired service members and their families. The Padres are widely regarded as MLB's "Team of the Military," and the club is known as the first Major League team to have a dedicated Military Affairs department. In the city with the largest military footprint in the world, the Padres are committed to ensuring that baseball in San Diego will continue to remain an affordable family venue for our entire military community. The Padres are proud to host Military Salutes at thirteen home games throughout the season, recognizing each branch of service, veterans, families and military milestones. For more information about the Padres' military outreach initiatives and military ticket discounts, visit www.padres.com/military.

In addition to the thousands of tickets given annually to the military community, the Padres offer tickets year-round to active duty military, veterans and their families year-round at a 25% discount for Military Salute games and 10% off all other home games through GovX.

MARINE RECRUIT SUNDAYS

The Padres long-standing tradition of hosting recruits from the Marine Corps Recruit Depot at Sunday home games prior to their graduation from boot camp will continue this season. These visits are significant because they represent the first time the recruits are permitted to attend a social event away from their rigorous training schedule and wear their USMC uniforms in public. When the health and safety environment allows, Marine recruits will once again become a fixture at Petco Park on Sundays.

REENLISTMENTS & PROMOTIONS

The Padres are proud to host service members who choose to reenlist and continue to serve our country. Formal reenlistment and promotion ceremonies can be held on the field at Petco Park prior to a home game—another small way in which the Padres thank our service members and their families for their continued dedication to our nation.

FIRST RESPONDERS

The Padres are proud to celebrate, honor and thank San Diego County's First Responder community and the organizations that support them. In recognition and appreciation of the First Responders' commitment to the citizens and community, the Padres have designated six games as First Responder Appreciation Games, bringing well-deserved attention to the hard work and service the various departments provide. First Responder Appreciation Games are dedicated to all first responder departments throughout the City and County of San Diego, including the San Diego Police Department and other county police departments, San Diego County Sheriff's Department, San Diego Fire-Rescue Department, California Highway Patrol, U.S. Border Patrol, Red Cross, FBI, DEA and other organizations on the front line of service to our community.

PADRES "ESTRELLAS" PRESENTED BY ARCO

The Padres, in partnership with local school districts and non-profits, will recognize and celebrate students from underserved communities who go above and beyond in the areas of civic leadership, academic excellence and improvement on three game days. The Padres Estrellas and their families will be hosted by the team to watch batting practice, meet Padres players and be recognized during the



COMMUNITY

game. The Padres look forward to expanding this exciting program in 2024.

COMUNIDAD AWARDS

In 2024, the Padres will celebrate the winners of the 13th annual Hispanic Heritage Comunidad Awards during a pregame ceremony this season. The awards honor community leaders or organizations that have made significant contributions to the region's Hispanic community within the Padres Foundation's four focus areas: LIVE (health & mentorship), LEARN (education), PLAY (recreation) and SERVE (volunteerism, military and first responders). Each nominee is selected from each category by the Padres Hispanic Community Advisory Council with the Padres Foundation donating to each of the non-profits chosen.

CROSS BORDER PARTNERSHIP

The Padres put on a few Tijuana baseball and softball clinics to support youth baseball and softball in the region. Fernando Tatis Jr. visited Tijuana to hand out city connect jerseys and give advice to over 200 youth. Another clinic featured Padres alumni Mark Loretta during the Padres Holiday Giving series in which gloves, bats, jerseys, and other items were given. The Padres also visited Liga Olmeca, a baseball and softball academy for youth in Mexico City. A baseball clinic was set up with 10 Padres players and three alumni who handed out City connect shirseys taught the kids techniques from hitting, fielding to everything in between. Over 250 kids were in attendance from Liga Olmeca and Mexico YMCA.

A group of Padres front office team also traveled down to Tijuana to build and decorate a new home for a deserving family through the organization Build A Miracle. Padres Tijuana community partners include Build A Miracle, Boys and Girls Club, youth baseball and softball leagues, the local sports institute IMDET (Instituto Municipal del Deporte en Tijuana), Patronato HGT, local food bank Banati and others. The goal for 2024 is to continue expanding in Tijuana and help those in need.

CHARITY TICKET PROGRAM

The Padres Charity Ticket Program provides complimentary tickets to non-profit organizations with a primary focus on disadvantaged youth who likely would not be able to attend a Padres game. Each season, the Padres team up with Major League Baseball to donate complimentary tickets to deserving non-profit organizations. The Padres are proud to work with Tickets for Kids to assist with the distribution of our charity tickets. If your nonprofit or youth organization would like to apply for tickets, please email community@padres.com for more information.

COMMUNITY APPEARANCES

Padres players and alumni make hundreds of appearances in the San Diego and Baja Community in support of club initiatives and local non-profits. These appearances give fans a chance to connect with players and alumni and tighten the bond between the Padres and their community. Appearances include the Padres Holiday Giving initiative, the annual Padres Thanksgiving Turkey Distribution, Rady Children's Celebration of Champions and more. During the season, Padres players



visit with members of the Armed Forces both at Petco Park and on military bases, ships and hospitals located throughout San Diego County. Email community@padres.com for more information.

PADRES FANTASY CAMP

Re-launched in 2019, the Padres Fantasy Camp offers an annual week-long experience at the Peoria Sports Complex in Peoria, AZ. Campers spend the week getting the full big-league Spring Training experience while receiving instruction from notable Padres alumni and coaches. As part of this once-in-a-lifetime opportunity, each participant begins their day by putting on their own authentic Padres uniform in the Padres clubhouse and ends the day sharing stories at the local watering hole with Padre greats. All net proceeds from Fantasy Camp benefit the Padres Foundation. 2024 Fantasy Camp was recently completed in January. For more information visit, padres.com/fantasycamp.

TONY GWYNN COMMUNITY ALL-STARS

Padres Hall of Fame outfielder Tony Gwynn was known as “Mr. Padre” for his leadership in the San Diego community. The Tony Gwynn Community All-Star Program was created to recognize and honor San Diego’s youth who follow in his footsteps and support their local community. Students working in conjunction with a local non-profit organization to support underserved segments of our community received grants (\$45,000 total) to support their efforts.

DINNER ON THE DIAMOND

The second annual Dinner on the Diamond benefiting the Padres Foundation was held on May 18, 2023. Guests dined on the playing field alongside the entire Padres roster, coaches and ownership. The event featured a special program hosted by Don Orsillo and Mark “Mud” Grant and a performance from Ashanti and Ja Rule. Dinner on the Diamond raised more than \$1 million for Youth Assistance Coalition and Urban Street Angels, two organizations that offer life-saving support for youth experiencing homelessness in San Diego. Dinner on the Diamond is scheduled for July 11, 2024.

PADRES FOUNDATION

The Padres Foundation, a 501(c)(3), compliments the club’s outreach initiatives in the areas of Live, Learn, Play and Serve. The Foundation raises funds through a number of programs in which fans can participate including the 50/50 Raffle, Broadcast Auction, the annual Garage Sale, Shirts Off Their Backs, Mystery Ball fundraiser, and many others.

PADRES FOUNDATION 50/50 RAFFLE


During Padres home games, fans can purchase 50/50 raffle tickets for a chance to win 50% of the raffle jackpot. Net proceeds support various Padres Foundation community initiatives. Tickets may be purchased at raffle kiosks throughout Petco Park or from roaming raffle sales representatives. Raffle tickets are on sale from the time gates open until the end of the seventh inning. Participants must be at least 18 years old to play. To learn more, visit padres.com/raffle.



PETER SEIDLER LEGACY FUND

Padres Owner & Chairman Peter Seidler was the guiding light behind the Padres' community support efforts throughout his leadership of the franchise. His caring spirit for the community and those less fortunate will continue to lead the Padres into the future.

The Peter Seidler Legacy Fund was created within the Padres Foundation to honor the beloved Padres owner, philanthropist and humanitarian, and continue his good work on behalf of those less fortunate in the San Diego and Baja communities. The Fund will support projects dear to Peter's heart, including underserved youth, health and wellness, education and those impacted by homelessness. Donations to the Fund can be made by visiting www.padres.com/legacyfund. All donations (up to \$1 million) will be matched by the Padres Foundation, Padres players, Padres ownership, and the Seidler family. As a result, each dollar raised will yield \$5 to support projects in underserved communities.





MEDIA

PADRES COMMUNICATIONS



Craig Hughner
Vice President,
Communications



Danny Sanchez
Director, Business
Communications &
Spanish Media Relations



Darren Feeny
Director,
Media Relations



Vanessa Dominguez
Sr. Manager,
Business Communications



JP Nolan
Manager,
Media Relations



Tiffany Seal
Coordinator,
Communications

MEDIA GUIDELINES

CREDENTIALS Media credentials are only issued to working members of the media and are non-transferable. The Padres will issue full-season credentials to media members who will cover the club on a regular basis throughout the season (approximately 75% of home games). Credentials will be issued on a game-by-game basis to members of the media who expect to cover the team periodically throughout the season. Credentials provide access to areas of Petco Park as designated on each individual credential. Any unauthorized use of a credential shall result in confiscation of the credential and ejection from Petco Park.

HOW TO APPLY Credential requests can be made online at <https://credentials.mlb.com> no later than 24 hours before the requested date. All questions and inquiries regarding credentials should be directed to the Padres Communications office at credential@padres.com.

CREDENTIAL PICK UP LOCATION Beginning four hours before game time, credentials may be picked up from the Media/VIP Gate with a valid ID. The entrance is near the intersection of Park Blvd. and Imperial Ave by the main box office.

PARKING Media parking is available on an extremely limited basis in the MTS Garage on the corner of Park Boulevard and Imperial Avenue conveniently located near the Media/VIP Gate. Please contact the Padres Communications Department 24 hours in advance of the game you will be covering to request parking passes that provide complimentary admission to a media lot. Same day availability is not guaranteed.

CLUBHOUSE ACCESS The Padres clubhouse opens to media with approved credentials and clubhouse access for a period of at least 50 minutes before each game, typically around three and one-half hours before game time but earlier on days with early batting practice. Timing will be posted on the Padres PR "X" account ([@PadresPR](https://twitter.com/PadresPR)). The clubhouse will always close once the team takes the field for batting practice. No still photography is permitted during pre-game clubhouse access. While clubhouses are closed, approved media may access the field and dugouts through the tunnel located alongside the press elevator behind home plate. Following all games, the clubhouse opens no later than 10 minutes after the final out.

The Padres clubhouse is located on the first base side and the visitor's clubhouse on the third base side, and access to the visiting clubhouse shall be regulated by the visiting team's PR representative. The Padres clubhouse may be closed at any time at the discretion of the manager or a club Communications representative.

FIELD ACCESS Members of the media whose credentials allow field access are asked to be respectful of players and coaches who are preparing for a game, and for their own safety, to remain in foul territory, between first and third base at all times. Members of the media are asked to refrain from conducting interviews during stretch and batting practice. No one under the age of 18 is permitted on the field.

PRESS BOX The Petco Park press box is located on the Terrace Club Level. To access the press box from the media entrance, take the press elevator located in the service tunnel to the Terrace Level. Press box seating is available to accredited members of the working media on assignment only. Credentialed members of the media without an assigned press box seat may sit at any unassigned location in the top row of the press box. The Padres ask for cooperation of the media in maintaining a professional working environment. Cheering, rooting or clapping of any kind for either team in the press box shall result in credential revocation and ejection from the ballpark.

GAME INFORMATION A limited number of game day materials will be printed and distributed in working media areas (game notes, statistics, lineups, press releases, etc.) and made available digitally at www.padrespressbox.com at least two hours prior to game time.

WIRELESS INTERNET Complimentary Wireless Internet access is available in the press box. Please contact the Communications Department for Network and Password details.

INTERVIEW REQUESTS Requests to interview Padres players or coaches should be made at least one day in advance through the Padres Communications Department

AUTOGRAPHS/PHOTOS PROHIBITED At all times, all credentialed members of the media are prohibited from requesting autographs, equipment or photos from a player or coach. Any violation of these guidelines will result in immediate revocation of the credential and could bar future use.

PHONE USAGE/LIVE TRANSMISSIONS The use of cellular phones, including text messaging, is prohibited in the dugout and in both clubhouses. Live transmissions are permitted from Petco Park by non-rightsholders prior to and after every game telecast.

BASEBALL WRITERS ASSOCIATION OF AMERICA, SAN DIEGO CHAPTER

Name	Outlet
Scott Miller (Chairman)	At-Large
Bernie Wilson (Vice Chairman)	Associated Press
John Maffei (Secretary/Treasurer)	San Diego Union-Tribune
Ryan Finley	San Diego Union-Tribune
Kevin Acee	San Diego Union-Tribune
Jeff Sanders	San Diego Union-Tribune
Bryce Miller	San Diego Union-Tribune
Kirk Kenney	San Diego Union-Tribune
A.J. Cassavell	MLB.com
Shaun O'Neill	MLB.com
Dennis Lin	The Athletic
Kyle Glaser	At-Large

Lifetime Members
Nick Canepa
Bill Center
Gary Hyvonen
Tom Krasovic
Kazumi Gillespie



BROADCAST



Padres.TV will make its full-season debut in 2024 offering a direct-to-consumer streaming option for all home and away Padres games during the season (excluding National TV exclusives). The broadcast team for Padres.TV will feature Don Orsillo returning for television play-by-play duties, alongside former Padres starting pitcher, Mark Grant. Also returning is sideline reporter, and former big-league pitcher, Bob Scanlan. Joining the Padres TV Network in 2024 as a sideline reporter and host is Mariluz Cook. Cook joins the team after serving in various roles in Salt Lake City, Utah.

Originating live from Petco Park and on the road, "Padres Live" returns to provide unmatched access to the Padres. Hosted by Mike Pomeranz, the 15-minute pre-game and full post-game coverage is a true extension of the game that keeps Padres fans entertained and informed.



The San Diego Padres enter their seventh season on their English flagship station, 97.3 The Fan, in 2024. All Padres regular season games will be available live on 97.3 The Fan, digitally on the Audacy app and on 973TheFanSD.com with with **Jesse Agler** and **Tony Gwynn Jr.** providing the play-by-play and color commentary. **Sam Levitt** returns to 97.3 The Fan in 2024 as host of the station's one-hour pre- and post-game shows in his third season covering the Padres. All podcasts and digital content will also be available at [973thefansd.com](https://www.973thefansd.com) and on the Audacy app.



All regular-season Padres games will air live in Spanish on XEMO 860 AM, which celebrates its 22nd season as the club's Spanish flagship station. **Eduardo Ortega** returns for his 38th season calling Padres games and will be joined again by **Carlos Hernandez**, who returns for his 12th season, to provide the play-by-play and color commentary. **Pedro Gutierrez** returns as the host of Spanish pre- and post-game shows in 2024.

CLUB BROADCASTERS



JESSE AGLER

2024 marks Jesse Agler's 11th season as a member of the Padres' broadcast team and his fourth as the lead play-by-play broadcaster for Padres radio broadcasts on the club's flagship station 97.3 The Fan. Agler also serves as the fill-in announcer on Padres telecasts.

Agler joined the Padres front office in February of 2014 as a broadcaster and as director of content, a role in which he oversaw all club digital and social operations.

During the baseball offseason, Agler calls play-by-play of national radio broadcasts on Compass Media Networks for NFL, NCAA football and NCAA basketball games. Having come to San Diego by way of Miami, Agler spent four seasons as the pregame, halftime and postgame host on the Dolphins Radio Network. In 2013, he did television play-by-play for the Dolphins' preseason games on CBS-4.

Agler began his professional career in 2005. His experience includes serving as pregame and postgame radio host for the then-Florida Marlins, the Florida Panthers and the University of Miami Hurricanes' football and basketball teams. Agler has also previously been the fill-in play-by-play announcer for the Marlins.

A graduate of the University of Miami, Agler's first job out of college was calling baseball games for the Elkhart (KS) Dusters of the Jayhawk League. Agler and his wife, Tovah, reside in San Marcos with their son, Jonah, and daughter Ellie.



TONY GWYNN JR.

Tony Gwynn Jr. returns for his eighth season as part of the Padres' broadcast team in 2024 after returning to San Diego prior to the 2017 season. Gwynn Jr. enters his fourth season as the full-time color analyst role this year.

Son of legendary "Mr. Padre," Gwynn Jr. played for the Padres from 2009-10. Originally selected by the Milwaukee Brewers in the 2nd round of the June 2003 draft out of San Diego State, he played parts of eight Major League seasons with Milwaukee, San Diego, Los Angeles and Philadelphia. Gwynn Jr. batted a career .238 (381-for-1,600) with 48 doubles, 23 triples, seven home runs, 98 RBI and 192 runs scored in 685 games played.

Gwynn Jr. began his broadcasting career in 2016 after joining the broadcast team for the Dodgers' postgame show on AM 570 LA Sports Radio. Most recently, he has served as co-host of "Gwynn & Chris" on 97.3 The Fan and resides in San Diego with his wife, Alyse, their son Anthony III, and three daughters, Makayla, Jordan and Leighton.



CLUB
DIRECTORY

EXECUTIVES

MANAGER
& STAFF

SUPPORT STAFF,
ADVISORS & BASEBALL
OPERATIONS

PLAYER HEALTH
& PERFORMANCE

'23 SAN DIEGO
PADRES

HISTORY &
RECORDS

OPPONENTS

SCOUTING & PLAYER
DEVELOPMENT

PETCO PARK

COMMUNITY

MEDIA

CLUB BROADCASTERS

DON ORSILLO



Don Orsillo made his debut as a member of the Padres' broadcast team in 2016, calling games for both television and radio broadcasts. After assuming the full-time television play-by-play duties in 2017, Orsillo called his 3,000th game in 2022 and returns in 2024 for his ninth season in San Diego.

In addition to his work for the Padres, Orsillo also calls nationally broadcasted MLB games for FOX, FS1 and TBS during the regular season. Orsillo came to San Diego from Boston, where he spent 15 seasons with NESN as the primary play-by-play announcer for the Red Sox. While at NESN, he also hosted the weekly Red Sox Report, as well as the offseason weekly program Hot Stove Live.

In addition to his postseason experience with the Red Sox, Orsillo has called ten MLB post seasons as a broadcaster for TBS. His postseason work includes the National and American League Divisional Series from 2007 to 2013, 2018, 2020 and again in 2021. Orsillo's broadcasting repertoire also includes college basketball and hockey, having called both Boston College basketball games and Hockey East

matches on NESN, as well as Providence College basketball games on the Big East Network/ESPN PLUS.

Orsillo's numerous accolades include five Emmy Awards for outstanding play-by-play (2003 and 2004 with Boston, 2018, 2019 and 2022 with the Padres) and two New England Sports Best Play-by-Play awards (2014 and 2015). He was named Massachusetts Broadcaster of the year twice in 2005 and 2015. Through his role with the Red Sox, Orsillo has appeared in a number of motion pictures, including 2013's *The Heat*, 2010's *The Town* and 2005's *Fever Pitch*.

A graduate of Northeastern University, Orsillo began his broadcasting career in minor league baseball, calling games for the Pittsfield Mets (1991-92), Binghamton Mets (1993-95), and Pawtucket Red Sox (1996-2000). He also has previously called minor league hockey games for the American Hockey League (Springfield Indians/Falcons 1991-96).

Orsillo has two daughters: Sydney, 23, and Madison, 21. He and his wife Kathy reside in Coronado.

MARK GRANT



Mark "Mud" Grant returns to Bally Sports San Diego in 2024 for his 29th season as color analyst for Padres television broadcasts.

No stranger to San Diego baseball, Grant pitched for the Padres from 1987-90. Originally selected by the San Francisco Giants with the 10th pick in the first round of the 1981 Draft out of Joliet (IL) Catholic High School, he played parts of eight Major League seasons with San Francisco, San Diego, Atlanta, Seattle, Houston and Colorado. Grant went 22-32 with eight saves and a 4.31 ERA in 233 games (58 starts). He recorded a career-high eight wins and posted a 3.33 ERA for the Padres in 1989.

Grant began his broadcasting career at KFMB Radio in 1994 as a sports anchor and talk show host. After retiring from baseball in 1995, he provided analysis of Prime Sports' Padres broadcasts in 1996, then joined Channel 4 San Diego upon its inception in 1997. In 2012, he was part of the on-air team that helped launch the new regional sports network FOX Sports San Diego (now Bally Sports San Diego).

Grant is active in the community, where he works with the Down Syndrome Association of San Diego and has been associated with the Cystic Fibrosis Foundation of San Diego since 1987. Additionally, he serves as a spokesperson for St. Madeleine Sophie's Center in El Cajon, a vocational and educational center for developmentally disabled adults. Grant and his wife, Mary, reside in Alpine with their daughter, Alexis, and two sons, Andrew and Aidan.





EDUARDO ORTEGA

Eduardo Ortega, the Spanish-language voice of the Padres, will be calling Padres games for his 38th season in 2024, his 44th year in the broadcasting business. Ortega does play-by-play for both Spanish television broadcasts and Spanish radio (XEMO).

One of the most highly regarded Spanish-language sports broadcasters in the business, Ortega has broadcast postseason baseball since 1993 for various outlets, including CBS Hispanic Radio Network, Cadena Caracol, LBC Radio Network and ESPN Deportes Radio.

He has called 20 MLB All-Star Games, 25 World Series, 9 no-hitters including Joe Musgrove's first no-hitter in club history and 17 One hitter games for the Padres. Other milestones Ortega has called include Tony Gwynn's and Ricky Henderson's 3,000th hits, Randy Johnson's 4,000th strikeout, Mark McGwire's 500th homerun, Barry Bonds' 700th and 755th home runs, Max Scherzer's 3,000th strikeout, Trevor Hoffman's breaking of the all-time saves record, Hoffman's 500th career save, Greg Maddux's 350th victory, all three cycles in Padres history and four of San Diego's five division titles.



Ortega has handled the play-by-play worldwide telecasts of 19 Caribbean Series for different radio and television outlets, including Sky Sports TV in 2023 for what was the largest in the event's history with 8 participating countries. He also was the lead Spanish play-by-play voice for ESPN Deportes Radio in the World Baseball Classic in 2006, 2009, 2013 and 2017. He has broadcast official Padres games from 51 different venues and 74 total different venues when including Spring Training and other exhibition games.

In addition to his time with the Padres, Ortega served one season (1991) as the voice of the San Francisco Giants, four years as announcer for the Tijuana Potros of the Mexican-Pacific Winter League, two seasons broadcasting for Tijuana's team in the northern Sonora Double-A Summer League, and one year as the voice of the Cotton Growers of Torreon, in the Mexican Summer League. Since 2005, he has been the radio voice of the Mexicali Aguilas in the Liga Mexicana del Pacifico and starting in 2015, on the national cable television network Megacable and later SKY. Ortega celebrated his 23rd anniversary broadcasting on television and radio for the Liga Mexicana del Pacifico after the SKY Sports networked debuted winter ball broadcasts throughout eight Latin American countries in 2020.

In February 2024 he called the Caribbean Series for Sky Sports, including a No hitter game by Venezuela against Nicaragua. Just the second in the history of the tournament and the first in 72 years.

In 2015, Ortega was inducted into the Hispanic Heritage Baseball Museum Hall of Fame. Prior to that, in 2012, he was inducted into the Tijuana Sports Hall of Fame. He also was honored in 2004 by the Tijuana sports media with a Career Achievement Award, and the Mexican Federation of Sportscasters celebrated his 25th anniversary in broadcasting and his multiple contributions to the industry.

In addition, Ortega was named Sportscaster of the Year by the Sportswriters Association of Tijuana in 1997, Sports Ambassador of Tijuana by the city's mayor in 1998, the Broadcasting Award by ACDN (National Sports Writers of Nicaragua) in 2012 and more recently, the 2017 Abelardo Raidi Career Achievement Award, named after the pioneer and founder of AIPS American, a worldwide sports media organization. Ortega is a Tijuana native and a long-time San Diego resident.





CARLOS HERNANDEZ

In 2024, Carlos Hernandez enters his 13th season as the main Padres color analyst for Spanish telecasts, following a Major League playing career that spanned 11 seasons with the Los Angeles Dodgers (1990-96), San Diego Padres (1997-2000) and St. Louis Cardinals (2000).

Signed by the Dodgers as a free agent in 1984, Hernandez became the second Venezuelan catcher in MLB history, following Bo Díaz. He made his Major League debut in 1990 with the Los Angeles Dodgers. A highly skilled defensive player, he spent his Dodgers career (1990-96) mainly as a back-up catcher to Mike Scioscia and Mike Piazza, appearing in 230 games, with 133 starts. He signed with the Padres as a free agent and in his first full season as a regular catch for the organization, Hernandez batted .262 with 9 home runs and 52 RBI in 129 games played.

Hernandez finished his career batting .253 (315-1244) with 24 home runs, 141 RBI, 102 runs, 51 doubles, one triple and one stolen base in 488 games played. In 22 postseason games, he hit .299 (20-67) with one home run and two RBI.

In 2004, Hernandez led the Toros de Tijuana to the playoffs as manager of the Mexican Summer League team. Hernandez returned to the Padres organization in 2005, serving as the club's catching coordinator until 2007. He served as manager of the prestigious Leones del Caracas Venezuelan Winter League club from 2006-08 and was the catching coordinator for the Arizona Diamondbacks from 2010-13.



PEDRO GUTIÉRREZ

Pedro Gutiérrez enters his 11th season as a Spanish Broadcaster for the Padres in 2024. Gutiérrez hosts the Padres' Spanish pregame and postgame show for the entire 162 game schedule, as well as handles fill-in play-by-play duties on both Spanish radio (XEMO) and Spanish television broadcasts.

During his career, Gutiérrez has spent eight seasons in the Mexican Winter League, where he has called three Championship Series and playoff games during seven seasons while doing play-by-play for Megacable, the largest cable network provider in the country. He worked for the Aguilas de Mexicali for five seasons, the Charros de Jalisco for two seasons and the Yaquis de Obregón for their SKY Sports TV broadcasts. Previously, he served as producer for the Padres Spanish radio broadcasts from 2006 to 2012.

Prior to joining the Padres, Gutiérrez served for two years as the director of media relations for the Mexican Pacific League, coordinating all aspects of the league's communication platforms. In his two years there, he was part of two Caribbean Series championships won by Mexico's representing team.

Gutiérrez and his wife Ericka reside in Tijuana with their daughter, Natalia, and son, Ricardo.


SOCIAL MEDIA



Alejandra Nocera
Manager, Social Media



Samantha Mellies-U'Ren
Manager, Social Media



Matt Thomas
Sr. Team Photographer



Bill Center
Analyst, Multimedia

PETCO PARK

Seating Chart



SEATING LOCATIONS				
FIELD LEVEL	TERRACE LEVEL	LEFT FIELD	RIGHT FIELD	UPPER LEVEL
Field VIP	Terrace VIP	Left Field Lower Box	Right Field Lower Box	Upper Box Infield
Lexus Club	Terrace Infield	Left Field Reserved	Right Field Lower Reserved	Upper Box Reserved
Field Infield	Terrace Reserved		Right Field Upper	Upper Deck
Field Plaza	Terrace Pavilion			ADA Seating
Field Box				
Field Reserved				
Field Pavilion				

